



BMCRC-MRO CHAMPIONSHIPS

2024

International Sidecar Revival
Cadwell Park
3rd / 4th August 2024



Timing & Results Provided by Timing Solutions Ltd

www.tsl-timing.com



BRITISH SIDECAR CHAMPIONSHIP

BMCRC International Sidecar Revival
Cadwell Park
3rd / 4th August 2024

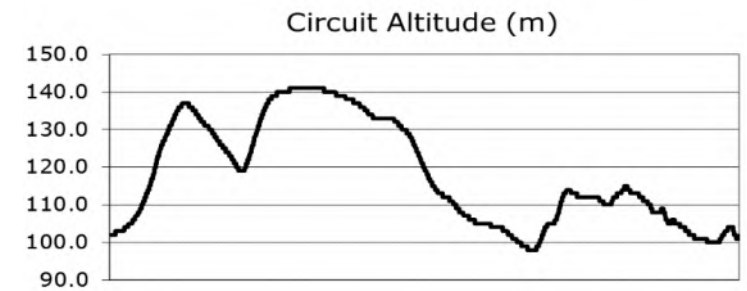
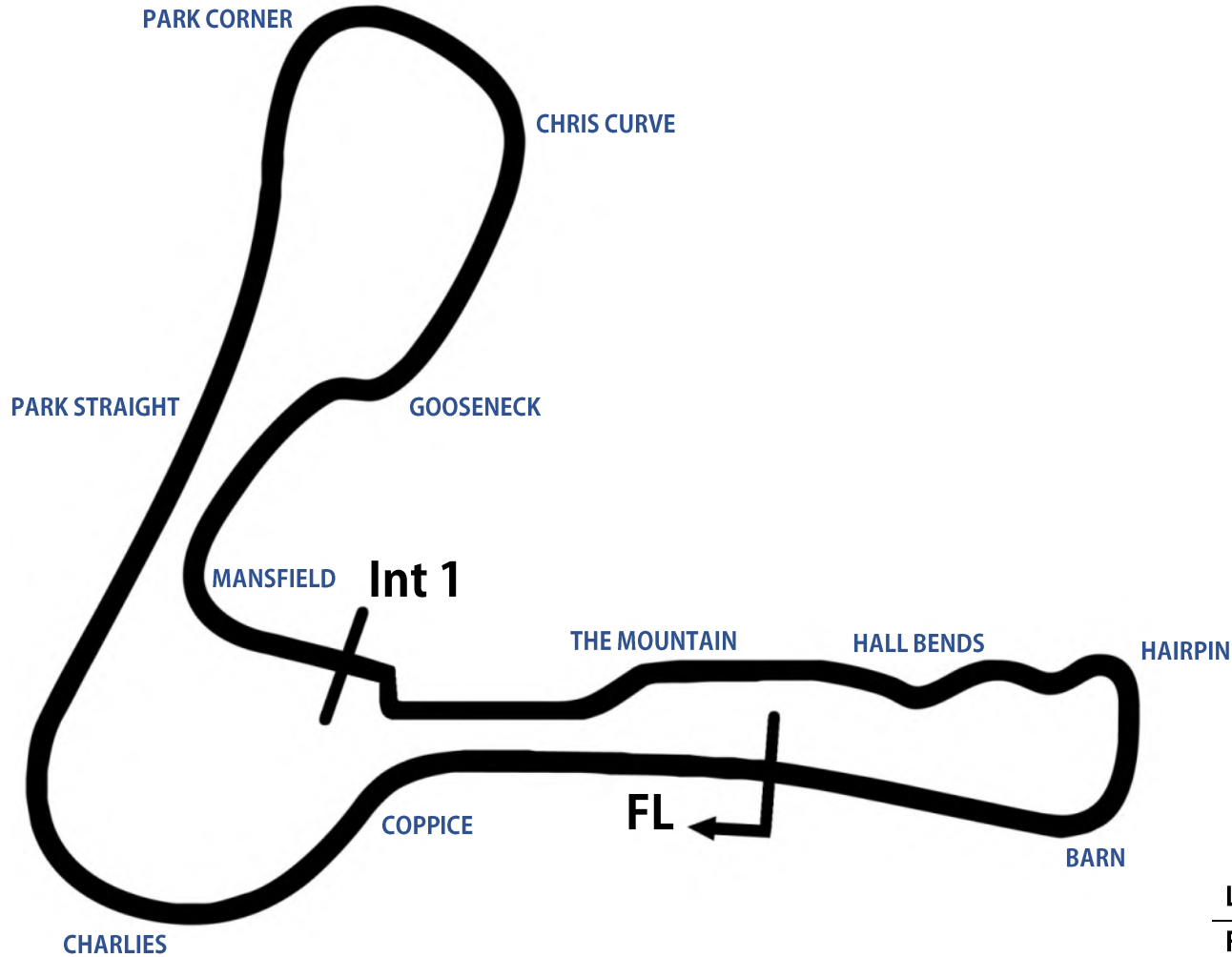


Timing & Results Provided by Timing Solutions Ltd

www.tsl-timing.com

Cadwell Park Circuit

Louth, Lincolnshire, UK



Length	2.1800 miles 3.508 km 3508.4m		
FL		53.31024 N	0.05940 W
Int 1	2330m	53.30708 N	0.06270 W
Pit Entry	3427m	53.31103 N	0.05889 W
Pit Exit	0m after FL	53.31030 N	0.05940 W
Pit Entry - Pit Exit	92m, 6.6s @ 50kph, 5.5s @ 60kph		

International Sidecar Revival Meeting @ Cadwell Park

British Sidecar Championship

FREE PRACTICE - CLASSIFICATION



POS	NO	CL	PIC	NAME	ENTRY	TIME	ON	LAPS	GAP	DIFF	MPH
1	77	GP	1	REEVES / WILKES	Adolf RS Yamaha - Bonovo Action / Rich Energy	1:48.272	7	8			72.48
2	84	CUP	1	LIDLAW / LIDLAW	LCR Yamaha - Marin Motorsports	1:49.581	7	7	1.309	1.309	71.61
3	95	GP	2	BLACKSTOCK / ROSNEY	LCR Yamaha - Dave Holden Racing	1:50.077	6	6	1.805	0.496	71.29
4	91	GP	3	WILLIAMS / PITT	LCR Yamaha - Na Timber - AQ Logistics	1:51.644	2	2	3.372	1.567	70.29
5	29	GP	4	KERSHAW / CHARLWOOD	LCR Yamaha - Quattro Group	1:52.508	5	8	4.236	0.864	69.75
6	34	GP	5	CHRISTIE / CHRISTIE	LCR Yamaha - Christie Engineering Services	1:52.685	6	7	4.413	0.177	69.64
7	27	CUP	2	KIRBY / KIRBY	Adolf RS Yamaha - KRT Racing	1:53.467	7	7	5.195	0.782	69.16
8	17	CUP	3	CLARKE / ENSOR	LCR Honda - Centurion Packaging / Finline Sealants /	1:54.508	3	3	6.236	1.041	68.53
9	8	CUP	4	BELL / COLBROOK	Ryde Yamaha - Marin Motorsports	1:55.925	3	3	7.653	1.417	67.69
10	76	F2	1	PEARSON / RESTALL	LCR Suzuki - Direct Commercials / ABS Racing	1:57.465	3	3	9.193	1.540	66.81
11	89	CUP	5	HAUXWELL / HAUXWELL	Adolf RS Yamaha - Haz Beanz / CJK Racing	1:58.390	4	5	10.118	0.925	66.28
12	26	CUP	6	ATKINSON / MIDDLEYON	Adolf RS Yamaha - Mecsis / RAF Engineering	2:06.936	2	2	18.664	8.546	61.82
13	171	CUP	7	POTTINGER / DODDS	LCR Yamaha - GB Precision / Opal Lazer	2:29.571	1	1	41.299	22.635	52.47
14	4	CUP	8	PEACH / EDWARDS	LCR Yamaha - Life Safety Motorsport			0			

Weather / Track : Rain / Wet

Date: 03/08/2024 Start: 10:30 Finish: 10:45

These results are provisional until the conclusion of any judicial and technical matters.

Cadwell Park: 2.1800 miles

Clerk Of Course:

Tony MacBride

Stewards:

Timekeeper:

Richard Evans



Results can be found at www.tsl-timing.com

Printed - 10:48 Saturday, 03 August 2024



International Sidecar Revival Meeting @ Cadwell Park

British Sidecar Championship

FREE PRACTICE - SECTOR ANALYSIS



SECTOR 1 = FL to I1, SECTOR 2 = I1 to FL, DIFF = Difference To Personal Best Lap, P = Crossed Finish Line in Pit Lane, D = Time Disallowed

P1 77 GP REEVES / WILKES		Adolf RS Yamaha - Bonovo Action / Rich Energy				
IDEAL LAP TIME : 1:47.981		BEST LAP TIME : 1:48.272		DIFFERENCE : 0.291		
LAP	SECTOR 1	SECTOR 2	LAP TIME	MPH	DIFF	TIME OF DAY
1 -	1:08.169	47.147	1:55.316	68.05	7.044	10:32:53.384
2 -	1:04.284	47.368	1:51.652	70.29	3.380	10:34:45.036
3 -	1:03.498	45.756	1:49.254	71.83	0.982	10:36:34.290
4 -	1:02.751	46.284	1:49.035 (3)	71.97	0.763	10:38:23.325
5 -	1:02.921	46.700	1:49.621	71.59	1.349	10:40:12.946
6 -	1:02.818	46.150	1:48.968 (2)	72.02	0.696	10:42:01.914
7 -	1:02.388	45.884	1:48.272 (1)	72.48		10:43:50.186
8 -	1:02.225	47.309	1:49.534	71.64	1.262	10:45:39.720

P2 84 CUP LAIDLAW / LAIDLAW		LCR Yamaha - Marin Motorsports				
IDEAL LAP TIME : 1:49.544		BEST LAP TIME : 1:49.581		DIFFERENCE : 0.037		
LAP	SECTOR 1	SECTOR 2	LAP TIME	MPH	DIFF	TIME OF DAY
1 -	1:08.513	49.849	1:58.362	66.30	8.781	10:33:01.297
2 -	1:09.800	IN PIT	2:15.348 P	57.98	25.767	10:35:16.645
3 -	OUTLAP	47.852	2:01.555	64.56	11.974	10:37:18.200
4 -	1:05.573	46.877	1:52.450	69.79	2.869	10:39:10.650
5 -	1:04.658	46.415	1:51.073 (3)	70.65	1.492	10:41:01.723
6 -	1:03.675	45.986	1:49.661 (2)	71.56	0.080	10:42:51.384
7 -	1:03.558	46.023	1:49.581 (1)	71.61		10:44:40.965

P3 95 GP BLACKSTOCK / ROSNEY		LCR Yamaha - Dave Holden Racing				
IDEAL LAP TIME : 1:50.077		BEST LAP TIME : 1:50.077		DIFFERENCE : 0.000		
LAP	SECTOR 1	SECTOR 2	LAP TIME	MPH	DIFF	TIME OF DAY
1 -	1:09.237	48.063	1:57.300	66.90	7.223	10:33:06.012
2 -	1:05.164	48.073	1:53.237 (3)	69.30	3.160	10:34:59.249
3 -	1:06.989	IN PIT	2:28.776 P	52.75	38.699	10:37:28.025
4 -	OUTLAP	46.406	2:00.948	64.88	10.871	10:39:28.973
5 -	1:04.266	46.683	1:50.949 (2)	70.73	0.872	10:41:19.922
6 -	1:03.848	46.229	1:50.077 (1)	71.29		10:43:09.999

P4 91 GP WILLIAMS / PITT		LCR Yamaha - Na Timber - AQ Logistics				
IDEAL LAP TIME : 1:50.360		BEST LAP TIME : 1:51.644		DIFFERENCE : 1.284		
LAP	SECTOR 1	SECTOR 2	LAP TIME	MPH	DIFF	TIME OF DAY
1 -	1:09.146	48.745	1:57.891 (2)	66.57	6.247	10:32:55.751
2 -	1:04.716	46.928	1:51.644 (1)	70.29		10:34:47.395

P5 29 GP KERSHAW / CHARLWOOD		LCR Yamaha - Quattro Group				
IDEAL LAP TIME : 1:52.136		BEST LAP TIME : 1:52.508		DIFFERENCE : 0.372		
LAP	SECTOR 1	SECTOR 2	LAP TIME	MPH	DIFF	TIME OF DAY
1 -	1:10.408	49.937	2:00.345	65.21	7.837	10:33:01.006
2 -	1:08.775	48.942	1:57.717	66.66	5.209	10:34:58.723
3 -	1:07.016	49.185	1:56.201	67.53	3.693	10:36:54.924
4 -	1:05.946	47.155	1:53.101 (3)	69.38	0.593	10:38:48.025
5 -	1:05.676	46.832	1:52.508 (1)	69.75		10:40:40.533
6 -	1:05.412	47.334	1:52.746 (2)	69.60	0.238	10:42:33.279
7 -	1:05.304	48.259	1:53.563	69.10	1.055	10:44:26.842
8 -	1:07.858	47.690	1:55.548	67.92	3.040	10:46:22.390

International Sidecar Revival Meeting @ Cadwell Park

British Sidecar Championship

FREE PRACTICE - SECTOR ANALYSIS



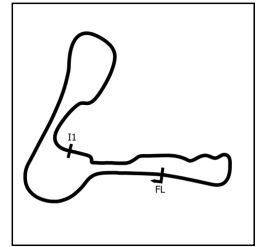
SECTOR 1 = FL to I1, SECTOR 2 = I1 to FL, DIFF = Difference To Personal Best Lap, P = Crossed Finish Line in Pit Lane, D = Time Disallowed

P6	34 GP	CHRISTIE / CHRISTIE	LCR Yamaha - Christie Engineering Services			
IDEAL LAP TIME : 1:52.058		BEST LAP TIME : 1:52.685	DIFFERENCE : 0.627			
LAP	SECTOR 1	SECTOR 2	LAP TIME	MPH	DIFF	TIME OF DAY
1 -	1:12.017	50.738	2:02.755	63.93	10.070	10:33:00.178
2 -	1:08.303	48.938	1:57.241	66.93	4.556	10:34:57.419
3 -	1:06.601	47.882	1:54.483	68.55	1.798	10:36:51.902
4 -	1:06.249	47.585	1:53.834 (3)	68.94	1.149	10:38:45.736
5 -	1:06.249	47.437	1:53.686 (2)	69.03	1.001	10:40:39.422
6 -	1:05.832	46.853	1:52.685 (1)	69.64		10:42:32.107
7 -	1:05.205	49.332	1:54.537	68.51	1.852	10:44:26.644
P7	27 CUP	KIRBY / KIRBY	Adolf RS Yamaha - KRT Racing			
IDEAL LAP TIME :		BEST LAP TIME : 1:53.467	DIFFERENCE :			
LAP	SECTOR 1	SECTOR 2	LAP TIME	MPH	DIFF	TIME OF DAY
1 -			2:01.689	64.49	8.222	10:33:07.921
2 -			1:58.322	66.32	4.855	10:35:06.243
3 -			1:55.359	68.03	1.892	10:37:01.602
4 -			1:54.747	68.39	1.280	10:38:56.349
5 -			1:53.664 (2)	69.04	0.197	10:40:50.013
6 -			1:53.986 (3)	68.85	0.519	10:42:43.999
7 -			1:53.467 (1)	69.16		10:44:37.466
P8	17 CUP	CLARKE / ENSOR	LCR Honda - Centurion Packaging / Finline Sealants / CYB Fib			
IDEAL LAP TIME : 1:54.508		BEST LAP TIME : 1:54.508	DIFFERENCE : 0.000			
LAP	SECTOR 1	SECTOR 2	LAP TIME	MPH	DIFF	TIME OF DAY
1 -	1:13.951	50.746	2:04.697 (3)	62.93	10.189	10:33:22.757
2 -	1:09.195	48.471	1:57.666 (2)	66.69	3.158	10:35:20.423
3 -	1:06.468	48.040	1:54.508 (1)	68.53		10:37:14.931
P9	8 CUP	BELL / COLBROOK	Ryde Yamaha - Marin Motorsports			
IDEAL LAP TIME : 1:55.925		BEST LAP TIME : 1:55.925	DIFFERENCE : 0.000			
LAP	SECTOR 1	SECTOR 2	LAP TIME	MPH	DIFF	TIME OF DAY
1 -	1:10.775	50.409	2:01.184 (3)	64.76	5.259	10:33:00.547
2 -	1:08.950	48.994	1:57.944 (2)	66.54	2.019	10:34:58.491
3 -	1:06.984	48.941	1:55.925 (1)	67.69		10:36:54.416
P10	76 F2	PEARSON / RESTALL	LCR Suzuki - Direct Commercials / ABS Racing			
IDEAL LAP TIME : 1:57.465		BEST LAP TIME : 1:57.465	DIFFERENCE : 0.000			
LAP	SECTOR 1	SECTOR 2	LAP TIME	MPH	DIFF	TIME OF DAY
1 -	1:13.151	50.649	2:03.800 (3)	63.39	6.335	10:33:13.200
2 -	1:09.686	49.704	1:59.390 (2)	65.73	1.925	10:35:12.590
3 -	1:08.391	49.074	1:57.465 (1)	66.81		10:37:10.055
P11	89 CUP	HAUXWELL / HAUWELL	Adolf RS Yamaha - Haz Beanz / CJK Racing			
IDEAL LAP TIME :		BEST LAP TIME : 1:58.390	DIFFERENCE :			
LAP	SECTOR 1	SECTOR 2	LAP TIME	MPH	DIFF	TIME OF DAY
1 -			2:03.559	63.51	5.169	10:33:07.372
2 -			1:58.565 (2)	66.19	0.175	10:35:05.937
3 -			7:22.090	17.75	5:23.700	10:42:28.027
4 -			1:58.390 (1)	66.28		10:44:26.417
5 -			1:58.663 (3)	66.13	0.273	10:46:25.080
P12	26 CUP	ATKINSON / MIDDLEYON	Adolf RS Yamaha - Mecscia / RAF Engineering			
IDEAL LAP TIME : 2:06.936		BEST LAP TIME : 2:06.936	DIFFERENCE : 0.000			
LAP	SECTOR 1	SECTOR 2	LAP TIME	MPH	DIFF	TIME OF DAY
1 -	1:21.794	53.817	2:15.611 (2)	57.87	8.675	10:33:33.037
2 -	1:15.206	51.730	2:06.936 (1)	61.82		10:35:39.973

International Sidecar Revival Meeting @ Cadwell Park

British Sidecar Championship

FREE PRACTICE - SECTOR ANALYSIS



SECTOR 1 = FL to I1, SECTOR 2 = I1 to FL, DIFF = Difference To Personal Best Lap, P = Crossed Finish Line in Pit Lane, D = Time Disallowed

P13	171 CUP	POTTINGER / DODDS	LCR Yamaha - GB Precision / Opal Lazer			
IDEAL LAP TIME : 2:29.571		BEST LAP TIME : 2:29.571		DIFFERENCE : 0.000		
LAP	SECTOR 1	SECTOR 2	LAP TIME	MPH	DIFF	TIME OF DAY
1 -	1:28.910	1:00.661	2:29.571 (1)	52.47		10:33:46.616

International Sidecar Revival Meeting @ Cadwell Park

British Sidecar Championship

FREE PRACTICE - BEST SECTORS

SECTOR 1			SECTOR 2			IDEAL / BEST COMPARISON						
POS	NO	NAME	TIME	NO	NAME	TIME	POS	NO	NAME	IDEAL	BEST	DIFF
									PERFECT LAP	1:47.981		
1	77	REEVES / WILKES	1:02.225	77	REEVES / WILKES	45.756	1	77	REEVES / WILKES	1:47.981	1:48.272	0.291
2	91	WILLIAMS / PITT	1:03.432	84	LAILOW / LAIDLOW	45.986	2	84	LAILOW / LAIDLOW	1:49.544	1:49.581	0.037
3	84	LAILOW / LAIDLOW	1:03.558	95	BLACKSTOCK / ROSNEY	46.229	3	95	BLACKSTOCK / ROSNEY	1:50.077	1:50.077	0.000
4	95	BLACKSTOCK / ROSNEY	1:03.848	29	KERSHAW / CHARLWOOD	46.832	4	91	WILLIAMS / PITT	1:50.360	1:51.644	1.284
5	34	CHRISTIE / CHRISTIE	1:05.205	34	CHRISTIE / CHRISTIE	46.853	5	34	CHRISTIE / CHRISTIE	1:52.058	1:52.685	0.627
6	29	KERSHAW / CHARLWOOD	1:05.304	91	WILLIAMS / PITT	46.928	6	29	KERSHAW / CHARLWOOD	1:52.136	1:52.508	0.372
7	17	CLARKE / ENSOR	1:06.468	17	CLARKE / ENSOR	48.040	7	17	CLARKE / ENSOR	1:54.508	1:54.508	0.000
8	8	BELL / COLBROOK	1:06.984	8	BELL / COLBROOK	48.941	8	8	BELL / COLBROOK	1:55.925	1:55.925	0.000
9	76	PEARSON / RESTALL	1:08.391	76	PEARSON / RESTALL	49.074	9	76	PEARSON / RESTALL	1:57.465	1:57.465	0.000
10	26	ATKINSON / MIDDLEYON	1:15.206	26	ATKINSON / MIDDLEYON	51.730	10	26	ATKINSON / MIDDLEYON	2:06.936	2:06.936	0.000
11	171	POTTINGER / DODDS	1:28.910	171	POTTINGER / DODDS	1:00.661	11	171	POTTINGER / DODDS	2:29.571	2:29.571	0.000
12	4	PEACH / EDWARDS	1:41.585				12	27	KIRBY / KIRBY		1:53.467	
13							13	89	HAUXWELL / HAUXW		1:58.390	
14												

International Sidecar Revival Meeting @ Cadwell Park

British Sidecar Championship

FREE PRACTICE - STATISTICS

Competitors Started 14
Planned Start 2024-08-03 @ 10:12:00.000
Actual Start 2024-08-03 @ 10:30:17.552
Finish Time 2024-08-03 @ 10:45:25.628
Track Length 2.1800mi.
Total Laps 62
Total Distance Covered 135.1611mi.

Session Fastest Lap History

NO	CL	NAME	LAP TIME	TIME OF DAY	LAP	VEHICLE
77	GP	REEVES / WILKES	1:55.316	10:32:53.407	1	Adolf RS Yamaha
77	GP	REEVES / WILKES	1:51.652	10:34:45.059	2	Adolf RS Yamaha
91	GP	WILLIAMS / PITT	1:51.644	10:34:47.415	2	LCR Yamaha
77	GP	REEVES / WILKES	1:49.254	10:36:34.313	3	Adolf RS Yamaha
77	GP	REEVES / WILKES	1:49.035	10:38:23.347	4	Adolf RS Yamaha
77	GP	REEVES / WILKES	1:48.968	10:42:01.937	6	Adolf RS Yamaha
77	GP	REEVES / WILKES	1:48.272	10:43:50.208	7	Adolf RS Yamaha

Flag History

TYPE	TIME OF DAY
GREEN	10:30:17.552
FINISH	10:45:25.628

Flag Statistics

TYPE	COUNT	TOTAL LAPS	TOTAL TIME
Green	1	8	17:31.426
Red	0	0	0.000
Safety Car	0	0	0.000
FCY	0	0	0.000

International Sidecar Revival Meeting @ Cadwell Park

British Sidecar Championship

FREE PRACTICE - STATISTICS

CLASS : CUP

8 Starters

Fastest Lap History

NO	NAME	LAP TIME	TIME OF DAY	LAP	VEHICLE
8	BELL / COLBROOK	2:01.184	10:33:00.567	1	Ryde Yamaha
84	LAIDLAW / LAIDLAW	1:58.362	10:33:01.319	1	LCR Yamaha
8	BELL / COLBROOK	1:57.944	10:34:58.509	2	Ryde Yamaha
17	CLARKE / ENSOR	1:57.666	10:35:20.447	2	LCR Honda
8	BELL / COLBROOK	1:55.925	10:36:54.434	3	Ryde Yamaha
27	KIRBY / KIRBY	1:55.359	10:37:01.602	3	Adolf RS Yamaha
17	CLARKE / ENSOR	1:54.508	10:37:14.956	3	LCR Honda
84	LAIDLAW / LAIDLAW	1:52.450	10:39:10.671	4	LCR Yamaha
84	LAIDLAW / LAIDLAW	1:51.073	10:41:01.745	5	LCR Yamaha
84	LAIDLAW / LAIDLAW	1:49.661	10:42:51.405	6	LCR Yamaha
84	LAIDLAW / LAIDLAW	1:49.581	10:44:40.986	7	LCR Yamaha

International Sidecar Revival Meeting @ Cadwell Park

British Sidecar Championship

FREE PRACTICE - STATISTICS

CLASS : F2

1 Starters

Fastest Lap History

NO	NAME	LAP TIME	TIME OF DAY	LAP	VEHICLE
76	PEARSON / RESTALL	2:03.800	10:33:13.224	1	LCR Suzuki
76	PEARSON / RESTALL	1:59.390	10:35:12.613	2	LCR Suzuki
76	PEARSON / RESTALL	1:57.465	10:37:10.079	3	LCR Suzuki

International Sidecar Revival Meeting @ Cadwell Park

British Sidecar Championship

FREE PRACTICE - STATISTICS

CLASS : GP

5 Starters

Fastest Lap History

NO	NAME	LAP TIME	TIME OF DAY	LAP	VEHICLE
77	REEVES / WILKES	1:55.316	10:32:53.407	1	Adolf RS Yamaha
77	REEVES / WILKES	1:51.652	10:34:45.059	2	Adolf RS Yamaha
91	WILLIAMS / PITT	1:51.644	10:34:47.415	2	LCR Yamaha
77	REEVES / WILKES	1:49.254	10:36:34.313	3	Adolf RS Yamaha
77	REEVES / WILKES	1:49.035	10:38:23.347	4	Adolf RS Yamaha
77	REEVES / WILKES	1:48.968	10:42:01.937	6	Adolf RS Yamaha
77	REEVES / WILKES	1:48.272	10:43:50.208	7	Adolf RS Yamaha

International Sidecar Revival Meeting @ Cadwell Park

British Sidecar Championship

QUALIFYING - CLASSIFICATION



POS	NO	CL	PIC	NAME	ENTRY	TIME	ON	LAPS	GAP	DIFF	MPH
1	34	GP	1	CHRISTIE / CHRISTIE	LCR Yamaha - Christie Engineering Services	1:33.576	4	9			83.86
2	95	GP	2	BLACKSTOCK / ROSNEY	LCR Yamaha - Dave Holden Racing	1:33.605	5	11	0.029	0.029	83.84
3	6	GP	3	ELLIS / CLEMENT	LCR Yamaha - Brooklands Sand & Aggregates	1:33.633	5	11	0.057	0.028	83.81
4	84	CUP	1	LIDLAW / LIDLAW	LCR Yamaha - Marin Motorsports	1:34.139	10	10	0.563	0.506	83.36
5	29	GP	4	KERSHAW / CHARLWOOD	LCR Yamaha - Quattro Group	1:34.250	11	11	0.674	0.111	83.26
6	93	GP	5	G.HOLDEN / LAWRENCE	LCR Kawasaki - Holden Racing	1:34.654	9	9	1.078	0.404	82.91
7	77	GP	6	REEVES / WILKES	Adolf RS Yamaha - Bonovo Action / Rich Energy	1:34.828	9	10	1.252	0.174	82.76
8	2	GP	7	J.HOLDEN / CONIL	LCR Yamaha - John Holden Racing	1:36.379	4	10	2.803	1.551	81.42
9	27	CUP	2	KIRBY / KIRBY	Adolf RS Yamaha - KRT Racing	1:36.717	10	11	3.141	0.338	81.14
10	5	GP	8	BIGGS / SEGERS	LCR Yamaha - Express Tyre Service/Santander Salt	1:38.024	2	6	4.448	1.307	80.06
11	4	CUP	3	PEACH / EDWARDS	LCR Yamaha - Life Safety Motorsport	1:38.681	6	7	5.105	0.657	79.52
12	111	GP	9	CABLE / RICHARDSON	LCR Yamaha - L&W Racing	1:39.149	8	9	5.573	0.468	79.15
13	17	CUP	4	CLARKE / ENSOR	LCR Honda - Centurion Packaging / Finline Sealants /	1:39.876	5	6	6.300	0.727	78.57
14	91	GP	10	WILLIAMS / PITT	LCR Yamaha - Na Timber - AQ Logistics	1:40.894	1	1	7.318	1.018	77.78
15	8	CUP	5	BELL / COLBROOK	Ryde Yamaha - Marin Motorsports	1:42.984	9	9	9.408	2.090	76.20
16	26	CUP	6	ATKINSON / MIDDLEYON	Adolf RS Yamaha - Mecsia / RAF Engineering	1:43.776	5	7	10.200	0.792	75.62
17	89	CUP	7	HAUXWELL / HAUXWELL	Adolf RS Yamaha - Haz Beanz / CJK Racing	1:47.552	6	7	13.976	3.776	72.96
18	76	F2	1	PEARSON / RESTALL	LCR Suzuki - Direct Commercials / ABS Racing	1:52.078	1	2	18.502	4.526	70.02

Weather / Track : Bright / Dry

These results are provisional until the conclusion of any judicial and technical matters.

Date: 03/08/2024 Start: 14:46 Finish: 15:06

Cadwell Park: 2.1800 miles

Clerk Of Course:

Tony MacBride

Stewards:

Timekeeper:

Richard Evans



Results can be found at www.tsl-timing.com

Printed - 15:12 Saturday, 03 August 2024



International Sidecar Revival Meeting @ Cadwell Park

British Sidecar Championship

QUALIFYING - SECTOR ANALYSIS



SECTOR 1 = FL to I1, SECTOR 2 = I1 to FL, DIFF = Difference To Personal Best Lap, P = Crossed Finish Line in Pit Lane, D = Time Disallowed

P1 34 GP		CHRISTIE / CHRISTIE		LCR Yamaha - Christie Engineering Services			
IDEAL LAP TIME : 1:33.576		BEST LAP TIME : 1:33.576		DIFFERENCE : 0.000			
LAP	SECTOR 1	SECTOR 2	LAP TIME	MPH	DIFF	TIME OF DAY	
1 -	58.391	41.302	1:39.693	78.72	6.117	14:48:35.697	
2 -	55.008	40.206	1:35.214	82.42	1.638	14:50:10.911	
3 -	54.190	39.651	1:33.841 (2)	83.63	0.265	14:51:44.752	
4 -	53.968	39.608	1:33.576 (1)	83.86		14:53:18.328	
5 -	55.534	IN PIT	6:12.805 P	21.05	4:39.229	14:59:31.133	
6 -	OUTLAP	40.928	1:44.850	74.85	11.274	15:01:15.983	
7 -	55.521	40.686	1:36.207	81.57	2.631	15:02:52.190	
8 -	54.008	39.952	1:33.960	83.52	0.384	15:04:26.150	
9 -	54.133	39.709	1:33.842 (3)	83.63	0.266	15:05:59.992	

P2 95 GP		BLACKSTOCK / ROSNEY		LCR Yamaha - Dave Holden Racing			
IDEAL LAP TIME : 1:33.474		BEST LAP TIME : 1:33.605		DIFFERENCE : 0.131			
LAP	SECTOR 1	SECTOR 2	LAP TIME	MPH	DIFF	TIME OF DAY	
1 -	1:02.686	47.307	1:49.993	71.35	16.388	14:49:08.938	
2 -	55.329	40.228	1:35.557	82.12	1.952	14:50:44.495	
3 -	54.346	IN PIT	1:51.866 P	70.15	18.261	14:52:36.361	
4 -	OUTLAP	39.867	1:40.345	78.21	6.740	14:54:16.706	
5 -	54.077	39.528	1:33.605 (1)	83.84		14:55:50.311	
6 -	54.755	39.581	1:34.336	83.19	0.731	14:57:24.647	
7 -	54.434	IN PIT	2:19.912 P	56.09	46.307	14:59:44.559	
8 -	OUTLAP	40.660	1:41.032	77.67	7.427	15:01:25.591	
9 -	54.141	39.665	1:33.806 (3)	83.66	0.201	15:02:59.397	
10 -	54.327	39.397	1:33.724 (2)	83.73	0.119	15:04:33.121	
11 -	58.932	IN PIT	2:40.117 P	49.01	1:06.512	15:07:13.238	

P3 6 GP		ELLIS / CLEMENT		LCR Yamaha - Brooklands Sand & Aggregates			
IDEAL LAP TIME : 1:33.458		BEST LAP TIME : 1:33.633		DIFFERENCE : 0.175			
LAP	SECTOR 1	SECTOR 2	LAP TIME	MPH	DIFF	TIME OF DAY	
1 -	57.879	40.864	1:38.743	79.47	5.110	14:48:40.270	
2 -	54.709	40.953	1:35.662	82.03	2.029	14:50:15.932	
3 -	54.452	39.691	1:34.143	83.36	0.510	14:51:50.075	
4 -	53.964	40.274	1:34.238	83.27	0.605	14:53:24.313	
5 -	54.009	39.624	1:33.633 (1)	83.81		14:54:57.946	
6 -	57.119	IN PIT	4:21.546 P	30.00	2:47.913	14:59:19.492	
7 -	OUTLAP	40.796	1:41.503	77.31	7.870	15:01:00.995	
8 -	54.673	39.494	1:34.167	83.34	0.534	15:02:35.162	
9 -	54.058	39.665	1:33.723 (2)	83.73	0.090	15:04:08.885	
10 -	54.185	39.637	1:33.822 (3)	83.64	0.189	15:05:42.707	
11 -	58.119	IN PIT	2:45.954 P	47.29	1:12.321	15:08:28.661	

P4 84 CUP		LAIDLAW / LAIDLAW		LCR Yamaha - Marin Motorsports			
IDEAL LAP TIME : 1:34.139		BEST LAP TIME : 1:34.139		DIFFERENCE : 0.000			
LAP	SECTOR 1	SECTOR 2	LAP TIME	MPH	DIFF	TIME OF DAY	
1 -	58.371	41.077	1:39.448	78.91	5.309	14:48:36.090	
2 -	55.060	40.173	1:35.233	82.40	1.094	14:50:11.323	
3 -	54.513	39.920	1:34.433 (2)	83.10	0.294	14:51:45.756	
4 -	56.140	IN PIT	4:13.609 P	30.94	2:39.470	14:55:59.365	
5 -	OUTLAP	40.362	1:44.331	75.22	10.192	14:57:43.696	
6 -	57.149	39.668	1:36.817	81.06	2.678	14:59:20.513	
7 -	54.854	39.706	1:34.560 (3)	82.99	0.421	15:00:55.073	
8 -	56.698	IN PIT	2:35.117 P	50.59	1:00.978	15:03:30.190	
9 -	OUTLAP	43.749	1:47.639	72.91	13.500	15:05:17.829	
10 -	54.491	39.648	1:34.139 (1)	83.36		15:06:51.968	

International Sidecar Revival Meeting @ Cadwell Park

British Sidecar Championship

QUALIFYING - SECTOR ANALYSIS



SECTOR 1 = FL to I1, SECTOR 2 = I1 to FL, DIFF = Difference To Personal Best Lap, P = Crossed Finish Line in Pit Lane, D = Time Disallowed

P5 29 GP		KERSHAW / CHARLWOOD		LCR Yamaha - Quattro Group		
IDEAL LAP TIME : 1:33.992		BEST LAP TIME : 1:34.250		DIFFERENCE : 0.258		
LAP	SECTOR 1	SECTOR 2	LAP TIME	MPH	DIFF	TIME OF DAY
1 -	1:05.280	45.336	1:50.616	70.94	16.366	14:49:26.356
2 -	56.266	40.506	1:36.772	81.09	2.522	14:51:03.128
3 -	56.889	41.315	1:38.204	79.91	3.954	14:52:41.332
4 -	55.952	40.704	1:36.656	81.19	2.406	14:54:17.988
5 -	54.989	40.157	1:35.146	82.48	0.896	14:55:53.134
6 -	56.320	40.784	1:37.104	80.82	2.854	14:57:30.238
7 -	54.615	40.013	1:34.628 (3)	82.93	0.378	14:59:04.866
8 -	54.640	39.880	1:34.520 (2)	83.03	0.270	15:00:39.386
9 -	55.435	IN PIT	2:29.316 P	52.56	55.066	15:03:08.702
10 -	OUTLAP	40.273	1:41.584	77.25	7.334	15:04:50.286
11 -	54.112	40.138	1:34.250 (1)	83.26		15:06:24.536

P6 93 GP		G.HOLDEN / LAWRENCE		LCR Kawasaki - Holden Racing		
IDEAL LAP TIME : 1:34.654		BEST LAP TIME : 1:34.654		DIFFERENCE : 0.000		
LAP	SECTOR 1	SECTOR 2	LAP TIME	MPH	DIFF	TIME OF DAY
1 -	58.124	42.659	1:40.783	77.87	6.129	14:48:43.853
2 -	56.375	IN PIT	6:42.785 P	19.48	5:08.131	14:55:26.638
3 -	OUTLAP	41.320	1:45.372	74.47	10.718	14:57:12.010
4 -	54.980	40.822	1:35.802	81.91	1.148	14:58:47.812
5 -	55.642	40.519	1:36.161	81.61	1.507	15:00:23.973
6 -	55.094	40.202	1:35.296 (2)	82.35	0.642	15:01:59.269
7 -	54.896	40.497	1:35.393 (3)	82.27	0.739	15:03:34.662
8 -	56.646	40.595	1:37.241	80.70	2.587	15:05:11.903
9 -	54.692	39.962	1:34.654 (1)	82.91		15:06:46.557

P7 77 GP		REEVES / WILKES		Adolf RS Yamaha - Bonovo Action / Rich Energy		
IDEAL LAP TIME : 1:34.768		BEST LAP TIME : 1:34.828		DIFFERENCE : 0.060		
LAP	SECTOR 1	SECTOR 2	LAP TIME	MPH	DIFF	TIME OF DAY
1 -	1:01.659	41.715	1:43.374	75.91	8.546	14:50:05.664
2 -	55.289	41.533	1:36.822	81.05	1.994	14:51:42.486
3 -	54.773	40.369	1:35.142 (3)	82.48	0.314	14:53:17.628
4 -	54.675	47.698	1:42.373	76.66	7.545	14:55:00.001
5 -	56.422	IN PIT	3:11.663 P	40.94	1:36.835	14:58:11.664
6 -	OUTLAP	42.178	1:48.340	72.43	13.512	15:00:00.004
7 -	58.272	41.093	1:39.365	78.98	4.537	15:01:39.369
8 -	54.774	40.460	1:35.234	82.40	0.406	15:03:14.603
9 -	54.436	40.392	1:34.828 (1)	82.76		15:04:49.431
10 -	54.512	40.332	1:34.844 (2)	82.74	0.016	15:06:24.275

P8 2 GP		J.HOLDEN / CONIL		LCR Yamaha - John Holden Racing		
IDEAL LAP TIME : 1:35.944		BEST LAP TIME : 1:36.379		DIFFERENCE : 0.435		
LAP	SECTOR 1	SECTOR 2	LAP TIME	MPH	DIFF	TIME OF DAY
1 -	1:00.983	42.918	1:43.901	75.53	7.522	14:48:48.819
2 -	56.096	41.497	1:37.593	80.41	1.214	14:50:26.412
3 -	55.742	40.890	1:36.632 (3)	81.21	0.253	14:52:03.044
4 -	55.583	40.796	1:36.379 (1)	81.42		14:53:39.423
5 -	55.888	40.740	1:36.628 (2)	81.21	0.249	14:55:16.051
6 -	55.204	IN PIT	4:43.598 P	27.67	3:07.219	14:59:59.649
7 -	OUTLAP	43.921	1:48.568	72.28	12.189	15:01:48.217
8 -	56.247	40.961	1:37.208	80.73	0.829	15:03:25.425
9 -	55.859	42.098	1:37.957	80.11	1.578	15:05:03.382
10 -	56.795	44.398	1:41.193	77.55	4.814	15:06:44.575

International Sidecar Revival Meeting @ Cadwell Park

British Sidecar Championship

QUALIFYING - SECTOR ANALYSIS



SECTOR 1 = FL to I1, SECTOR 2 = I1 to FL, DIFF = Difference To Personal Best Lap, P = Crossed Finish Line in Pit Lane, D = Time Disallowed

P9 27 CUP KIRBY / KIRBY		Adolf RS Yamaha - KRT Racing				
IDEAL LAP TIME : 1:36.716		BEST LAP TIME : 1:36.717		DIFFERENCE : 0.001		
LAP	SECTOR 1	SECTOR 2	LAP TIME	MPH	DIFF	TIME OF DAY
1 -	59.297	41.445	1:40.742	77.90	4.025	14:48:37.769
2 -	56.923	41.178	1:38.101	79.99	1.384	14:50:15.870
3 -	56.433	41.160	1:37.593	80.41	0.876	14:51:53.463
4 -	56.421	41.290	1:37.711	80.31	0.994	14:53:31.174
5 -	56.176	41.231	1:37.407 (3)	80.56	0.690	14:55:08.581
6 -	55.963	41.486	1:37.449	80.53	0.732	14:56:46.030
7 -	56.325	40.957	1:37.282 (2)	80.67	0.565	14:58:23.312
8 -	56.541	41.066	1:37.607	80.40	0.890	15:00:00.919
9 -	58.142	41.229	1:39.371	78.97	2.654	15:01:40.290
10 -	55.964	40.753	1:36.717 (1)	81.14		15:03:17.007
11 -	56.316	IN PIT	3:33.181 P	36.81	1:56.464	15:06:50.188

P10 5 GP BIGGS / SEGERS		LCR Yamaha - Express Tyre Service/Santander Salt				
IDEAL LAP TIME : 1:38.024		BEST LAP TIME : 1:38.024		DIFFERENCE : 0.000		
LAP	SECTOR 1	SECTOR 2	LAP TIME	MPH	DIFF	TIME OF DAY
1 -	OUTLAP	42.311	1:46.103	73.96	8.079	14:49:23.856
2 -	56.929	41.095	1:38.024 (1)	80.06		14:51:01.880
3 -	56.933	41.395	1:38.328 (2)	79.81	0.304	14:52:40.208
4 -	58.005	4:14.136	5:12.141	25.14	3:34.117	14:57:52.349
5 -	58.778	41.825	1:40.603	78.01	2.579	14:59:32.952
6 -	57.269	41.640	1:38.909 (3)	79.34	0.885	15:01:11.861

P11 4 CUP PEACH / EDWARDS		LCR Yamaha - Life Safety Motorsport				
IDEAL LAP TIME : 1:38.681		BEST LAP TIME : 1:38.681		DIFFERENCE : 0.000		
LAP	SECTOR 1	SECTOR 2	LAP TIME	MPH	DIFF	TIME OF DAY
1 -	1:01.724	42.673	1:44.397	75.17	5.716	14:48:42.488
2 -	58.886	43.308	1:42.194	76.79	3.513	14:50:24.682
3 -	58.226	41.871	1:40.097 (3)	78.40	1.416	14:52:04.779
4 -	1:05.784	IN PIT	6:37.261 P	19.75	4:58.580	14:58:42.040
5 -	OUTLAP	45.858	1:50.413	71.07	11.732	15:00:32.453
6 -	56.923	41.758	1:38.681 (1)	79.52		15:02:11.134
7 -	57.410	41.876	1:39.286 (2)	79.04	0.605	15:03:50.420

P12 111 GP CABLE / RICHARDSON		LCR Yamaha - L&W Racing				
IDEAL LAP TIME : 1:39.086		BEST LAP TIME : 1:39.149		DIFFERENCE : 0.063		
LAP	SECTOR 1	SECTOR 2	LAP TIME	MPH	DIFF	TIME OF DAY
1 -	1:03.915	43.943	1:47.858	72.76	8.709	14:48:57.144
2 -	59.289	42.703	1:41.992	76.94	2.843	14:50:39.136
3 -	58.114	43.394	1:41.508	77.31	2.359	14:52:20.644
4 -	57.729	42.170	1:39.899	78.56	0.750	14:54:00.543
5 -	57.641	42.150	1:39.791	78.64	0.642	14:55:40.334
6 -	57.567	41.962	1:39.529 (2)	78.85	0.380	14:57:19.863
7 -	57.725	41.807	1:39.532 (3)	78.84	0.383	14:58:59.395
8 -	57.279	41.870	1:39.149 (1)	79.15		15:00:38.544
9 -	57.893	42.115	1:40.008	78.47	0.859	15:02:18.552

P13 17 CUP CLARKE / ENSOR		LCR Honda - Centurion Packaging / Finline Sealants / CYB Fib				
IDEAL LAP TIME : 1:39.508		BEST LAP TIME : 1:39.876		DIFFERENCE : 0.368		
LAP	SECTOR 1	SECTOR 2	LAP TIME	MPH	DIFF	TIME OF DAY
1 -	1:05.205	46.395	1:51.600	70.32	11.724	14:49:11.133
2 -	1:02.991	44.697	1:47.688	72.87	7.812	14:50:58.821
3 -	59.953	43.941	1:43.894	75.53	4.018	14:52:42.715
4 -	57.678	42.465	1:40.143 (2)	78.36	0.267	14:54:22.858
5 -	58.046	41.830	1:39.876 (1)	78.57		14:56:02.734
6 -	58.203	42.136	1:40.339 (3)	78.21	0.463	14:57:43.073

International Sidecar Revival Meeting @ Cadwell Park

British Sidecar Championship

QUALIFYING - SECTOR ANALYSIS



SECTOR 1 = FL to I1, SECTOR 2 = I1 to FL, DIFF = Difference To Personal Best Lap, P = Crossed Finish Line in Pit Lane, D = Time Disallowed

P14	91 GP	WILLIAMS / PITT	LCR Yamaha - Na Timber - AQ Logistics			
IDEAL LAP TIME : 1:40.894		BEST LAP TIME : 1:40.894		DIFFERENCE : 0.000		
LAP	SECTOR 1	SECTOR 2	LAP TIME	MPH	DIFF	TIME OF DAY
1 -	58.412	42.482	1:40.894 (1)	77.78		14:48:42.634

P15	8 CUP	BELL / COLBROOK	Ryde Yamaha - Marin Motorsports			
IDEAL LAP TIME : 1:42.984		BEST LAP TIME : 1:42.984		DIFFERENCE : 0.000		
LAP	SECTOR 1	SECTOR 2	LAP TIME	MPH	DIFF	TIME OF DAY
1 -	1:02.332	43.873	1:46.205	73.89	3.221	14:48:52.440
2 -	1:00.159	44.019	1:44.178	75.33	1.194	14:50:36.618
3 -	1:00.478	43.357	1:43.835	75.58	0.851	14:52:20.453
4 -	1:00.082	44.146	1:44.228	75.29	1.244	14:54:04.681
5 -	1:00.358	43.351	1:43.709 (3)	75.67	0.725	14:55:48.390
6 -	1:00.868	IN PIT	6:13.856 P	20.99	4:30.872	15:02:02.246
7 -	OUTLAP	44.890	1:51.108	70.63	8.124	15:03:53.354
8 -	1:00.426	43.217	1:43.643 (2)	75.72	0.659	15:05:36.997
9 -	59.768	43.216	1:42.984 (1)	76.20		15:07:19.981

P16	26 CUP	ATKINSON / MIDDLEYON	Adolf RS Yamaha - Mecsia / RAF Engineering			
IDEAL LAP TIME : 1:43.776		BEST LAP TIME : 1:43.776		DIFFERENCE : 0.000		
LAP	SECTOR 1	SECTOR 2	LAP TIME	MPH	DIFF	TIME OF DAY
1 -	1:04.958	46.483	1:51.441	70.42	7.665	14:49:12.772
2 -	1:02.448	45.790	1:48.238	72.50	4.462	14:51:01.010
3 -	1:01.940	45.323	1:47.263 (3)	73.16	3.487	14:52:48.273
4 -	1:00.715	44.971	1:45.686 (2)	74.25	1.910	14:54:33.959
5 -	1:00.153	43.623	1:43.776 (1)	75.62		14:56:17.735
6 -	1:01.225	4:37.180	5:38.405	23.19	3:54.629	15:01:56.140
7 -	1:01.372	IN PIT	6:25.488 P	20.35	4:41.712	15:08:21.628

P17	89 CUP	HAUXWELL / HAUXWELL	Adolf RS Yamaha - Haz Beanz / CJK Racing			
IDEAL LAP TIME : 1:46.762		BEST LAP TIME : 1:47.552		DIFFERENCE : 0.790		
LAP	SECTOR 1	SECTOR 2	LAP TIME	MPH	DIFF	TIME OF DAY
1 -	1:03.595	46.636	1:50.231	71.19	2.679	14:49:09.906
2 -	1:02.255	45.468	1:47.723 (3)	72.85	0.171	14:50:57.629
3 -	1:02.917	44.728	1:47.645 (2)	72.90	0.093	14:52:45.274
4 -	1:02.829	IN PIT	7:05.938 P	18.42	5:18.386	14:59:51.212
5 -	OUTLAP	44.507	1:52.298	69.88	4.746	15:01:43.510
6 -	1:02.572	44.980	1:47.552 (1)	72.96		15:03:31.062
7 -	1:02.650	45.422	1:48.072	72.61	0.520	15:05:19.134

P18	76 F2	PEARSON / RESTALL	LCR Suzuki - Direct Commercials / ABS Racing			
IDEAL LAP TIME : 1:50.506		BEST LAP TIME : 1:52.078		DIFFERENCE : 1.572		
LAP	SECTOR 1	SECTOR 2	LAP TIME	MPH	DIFF	TIME OF DAY
1 -	1:05.599	46.479	1:52.078 (1)	70.02		14:49:00.318
2 -	1:04.027	IN PIT	18:10.718 P	7.19	16:18.640	15:07:11.036

International Sidecar Revival Meeting @ Cadwell Park

British Sidecar Championship

QUALIFYING - BEST SECTORS

SECTOR 1			SECTOR 2			IDEAL / BEST COMPARISON						
POS	NO	NAME	TIME	NO	NAME	TIME	POS	NO	NAME	IDEAL	BEST	DIFF
									PERFECT LAP	1:33.361		
1	6	ELLIS / CLEMENT	53.964	95	BLACKSTOCK / ROSNEY	39.397	1	6	ELLIS / CLEMENT	1:33.458	1:33.633	0.175
2	34	CHRISTIE / CHRISTIE	53.968	6	ELLIS / CLEMENT	39.494	2	95	BLACKSTOCK / ROSNEY	1:33.474	1:33.605	0.131
3	95	BLACKSTOCK / ROSNEY	54.077	34	CHRISTIE / CHRISTIE	39.608	3	34	CHRISTIE / CHRISTIE	1:33.576	1:33.576	0.000
4	29	KERSHAW / CHARLWOOD	54.112	84	LAILOW / LAIDLOW	39.648	4	29	KERSHAW / CHARLWOOD	1:33.992	1:34.250	0.258
5	77	REEVES / WILKES	54.436	29	KERSHAW / CHARLWOOD	39.880	5	84	LAILOW / LAIDLOW	1:34.139	1:34.139	0.000
6	84	LAILOW / LAIDLOW	54.491	93	G.HOLDEN / LAWRENCE	39.962	6	93	G.HOLDEN / LAWRENCE	1:34.654	1:34.654	0.000
7	93	G.HOLDEN / LAWRENCE	54.692	77	REEVES / WILKES	40.332	7	77	REEVES / WILKES	1:34.768	1:34.828	0.060
8	2	J.HOLDEN / CONIL	55.204	2	J.HOLDEN / CONIL	40.740	8	2	J.HOLDEN / CONIL	1:35.944	1:36.379	0.435
9	27	KIRBY / KIRBY	55.963	27	KIRBY / KIRBY	40.753	9	27	KIRBY / KIRBY	1:36.716	1:36.717	0.001
10	4	PEACH / EDWARDS	56.923	5	BIGGS / SEGERS	41.095	10	5	BIGGS / SEGERS	1:38.024	1:38.024	0.000
11	5	BIGGS / SEGERS	56.929	4	PEACH / EDWARDS	41.758	11	4	PEACH / EDWARDS	1:38.681	1:38.681	0.000
12	111	CABLE / RICHARDSON	57.279	111	CABLE / RICHARDSON	41.807	12	111	CABLE / RICHARDSON	1:39.086	1:39.149	0.063
13	17	CLARKE / ENSOR	57.678	17	CLARKE / ENSOR	41.830	13	17	CLARKE / ENSOR	1:39.508	1:39.876	0.368
14	91	WILLIAMS / PITT	58.412	91	WILLIAMS / PITT	42.482	14	91	WILLIAMS / PITT	1:40.894	1:40.894	0.000
15	8	BELL / COLBROOK	59.768	8	BELL / COLBROOK	43.216	15	8	BELL / COLBROOK	1:42.984	1:42.984	0.000
16	26	ATKINSON / MIDDLEYON	1:00.153	26	ATKINSON / MIDDLEYON	43.623	16	26	ATKINSON / MIDDLEYON	1:43.776	1:43.776	0.000
17	89	HAUXWELL / HAUXWELL	1:02.255	89	HAUXWELL / HAUXWELL	44.507	17	89	HAUXWELL / HAUXWELL	1:46.762	1:47.552	0.790
18	76	PEARSON / RESTALL	1:04.027	76	PEARSON / RESTALL	46.479	18	76	PEARSON / RESTALL	1:50.506	1:52.078	1.572

International Sidecar Revival Meeting @ Cadwell Park

British Sidecar Championship

QUALIFYING - STATISTICS

Competitors Started 18
Planned Start 2024-08-03 @ 12:15:00.000
Actual Start 2024-08-03 @ 14:46:19.491
Finish Time 2024-08-03 @ 15:06:20.998
Track Length 2.1800mi.
Total Laps 146
Total Distance Covered 318.2827mi.

Session Fastest Lap History

NO	CL	NAME	LAP TIME	TIME OF DAY	LAP	VEHICLE
34	GP	CHRISTIE / CHRISTIE	1:39.693	14:48:35.717	1	LCR Yamaha
84	CUP	LAIDLAW / LAIDLAW	1:39.448	14:48:36.110	1	LCR Yamaha
6	GP	ELLIS / CLEMENT	1:38.743	14:48:40.288	1	LCR Yamaha
34	GP	CHRISTIE / CHRISTIE	1:35.214	14:50:10.932	2	LCR Yamaha
34	GP	CHRISTIE / CHRISTIE	1:33.841	14:51:44.772	3	LCR Yamaha
34	GP	CHRISTIE / CHRISTIE	1:33.576	14:53:18.348	4	LCR Yamaha

Flag History

TYPE	TIME OF DAY
GREEN	14:46:19.491
FINISH	15:06:20.998

Flag Statistics

TYPE	COUNT	TOTAL LAPS	TOTAL TIME
Green	1	11	23:47.835
Red	0	0	0.000
Safety Car	0	0	0.000
FCY	0	0	0.000

International Sidecar Revival Meeting @ Cadwell Park

British Sidecar Championship

QUALIFYING - STATISTICS

CLASS : CUP

7 Starters

Fastest Lap History

NO	NAME	LAP TIME	TIME OF DAY	LAP	VEHICLE
84	LAIDLAW / LAIDLAW	1:39.448	14:48:36.110	1	LCR Yamaha
84	LAIDLAW / LAIDLAW	1:35.233	14:50:11.342	2	LCR Yamaha
84	LAIDLAW / LAIDLAW	1:34.433	14:51:45.775	3	LCR Yamaha
84	LAIDLAW / LAIDLAW	1:34.139	15:06:51.988	10	LCR Yamaha

International Sidecar Revival Meeting @ Cadwell Park

British Sidecar Championship

QUALIFYING - STATISTICS

CLASS : F2

1 Starters

Fastest Lap History

NO	NAME	LAP TIME	TIME OF DAY	LAP	VEHICLE
76	PEARSON / RESTALL	1:52.078	14:49:00.340	1	LCR Suzuki

International Sidecar Revival Meeting @ Cadwell Park

British Sidecar Championship

QUALIFYING - STATISTICS

CLASS : GP

10 Starters

Fastest Lap History

NO	NAME	LAP TIME	TIME OF DAY	LAP	VEHICLE
34	CHRISTIE / CHRISTIE	1:39.693	14:48:35.717	1	LCR Yamaha
6	ELLIS / CLEMENT	1:38.743	14:48:40.288	1	LCR Yamaha
34	CHRISTIE / CHRISTIE	1:35.214	14:50:10.932	2	LCR Yamaha
34	CHRISTIE / CHRISTIE	1:33.841	14:51:44.772	3	LCR Yamaha
34	CHRISTIE / CHRISTIE	1:33.576	14:53:18.348	4	LCR Yamaha

International Sidecar Revival Meeting @ Cadwell Park



British Sidecar Championship

RACE 8 - GRID (12 Laps)

ROW 10	28	171	POTTINGER / DODDS	1		1				
ROW 9	25	89	HAUXWELL / HAUXWELL	1:47.552	26		27	76	PEARSON / RESTALL	1:52.078
ROW 8	22	8	BELL / COLBROOK	1:42.984	23		24	26	ATKINSON / MIDDLEYON	1:43.776
ROW 7	19	17	CLARKE / ENSOR	1:39.876	20		21	91	WILLIAMS / PITT	1:40.894
ROW 6	16	4	PEACH / EDWARDS	1:38.681	17		18	111	CABLE / RICHARDSON	1:39.149
ROW 5	13	27	KIRBY / KIRBY	1:36.717	14		15	5	BIGGS / SEGERS	1:38.024
ROW 4	10	77	REEVES / WILKES	1:34.828	11		12	2	J.HOLDEN / CONIL	1:36.379
ROW 3	7	29	KERSHAW / CHARLWOOD	1:34.250	8		9	93	G.HOLDEN / LAWRENCE	1:34.654
ROW 2	4	6	ELLIS / CLEMENT	1:33.633	5		6	84	LAIDLAW / LAIDLAW	1:34.139
ROW 1	1	34	CHRISTIE / CHRISTIE	1:33.576	2		3	95	BLACKSTOCK / ROSNEY	1:33.605
Pole										

These results are provisional until the conclusion of any judicial and technical matters.

Cadwell Park: 2.1800 miles

Clerk Of Course: <i>Tony MacBride</i>	Stewards:	Timekeeper: <i>Richard Evans</i>	
------------------------------------------	-----------	-------------------------------------	---------------------------------------------------------------------------------------

Results can be found at www.tsl-timing.com

Printed - 15:13 Saturday, 03 August 2024



International Sidecar Revival Meeting @ Cadwell Park



British Sidecar Championship

RACE 8 - CLASSIFICATION

Race Distance: 10 Laps / 21.80 miles

POS	NO	CL	PIC	NAME	ENTRY	LAPS	TIME	GAP	DIFF	MPH	BEST	ON	GRD	↑↓
1	95	GP	1	BLACKSTOCK / ROSNEY	LCR Yamaha - Dave Holden Racing	10	15:50.411			82.57	1:33.871	3	2	1
2	34	GP	2	S.CHRISTIE / T.CHRISTIE	LCR Yamaha - Christie Engineering Services	10	15:50.700	0.289	0.289	82.55	1:34.001	4	1	-1
3	6	GP	3	ELLIS / CLEMENT	LCR Yamaha - Brooklands Sand & Aggregates	10	15:51.267	0.856	0.567	82.50	1:33.902	3	3	0
4	84	CUP	1	S.LAIDLAW / J.LAIDLAW	LCR Yamaha - Marin Motorsports	10	15:52.014	1.603	0.747	82.43	1:33.870	4	4	0
5	77	GP	4	REEVES / WILKES	Adolf RS Yamaha - Bonovo Action / Rich Energy	10	16:00.739	10.328	8.725	81.68	1:34.215	10	7	2
6	29	GP	5	KERSHAW / CHARLWOOD	LCR Yamaha - Quattro Group	10	16:01.207	10.796	0.468	81.64	1:34.221	9	5	-1
7	93	GP	6	G.HOLDEN / LAWRENCE	LCR Kawasaki - Holden Racing	10	16:06.156	15.745	4.949	81.22	1:35.066	6	6	-1
8	2	GP	7	J.HOLDEN / CONIL	LCR Yamaha - John Holden Racing	10	16:25.304	34.893	19.148	79.65	1:36.795	5	8	0
9	27	CUP	2	P.KIRBY / T.KIRBY	Adolf RS Yamaha - KRT Racing	10	16:34.319	43.908	9.015	78.92	1:37.513	6	9	0
10	111	GP	8	CABLE / RICHARDSON	LCR Yamaha - L&W Racing	10	16:35.491	45.080	1.172	78.83	1:37.803	6	12	2
11	4	CUP	3	PEACH / EDWARDS	LCR Yamaha - Life Safety Motorsport	10	16:52.767	1:02.356	17.276	77.49	1:38.206	4	11	0
12	8	CUP	4	BELL / COLBROOK	Ryde Yamaha - Marin Motorsports	10	17:19.157	1:28.746	26.390	75.52	1:42.233	6	15	3
13	171	CUP	5	POTTINGER / DODDS	LCR Yamaha - GB Precision / Opal Lazer	10	17:24.764	1:34.353	5.607	75.11	1:42.394	10	19	6

NOT CLASSIFIED

DNF	26	CUP		ATKINSON / MIDDLETON	Adolf RS Yamaha - Mecsia / RAF Engineering	5	8:50.924	5 Laps	5 Laps	73.90	1:42.781	3	16	
DNF	89	CUP		C.HAUXWELL / K.HAUXWELL	Adolf RS Yamaha - Haz Beanz / CJK Racing	3	5:36.520	7 Laps	2 Laps	69.96	1:49.530	2	17	
DNF	17	CUP		CLARKE / ENSOR	LCR Honda - Centurion Packaging / Finline Sealants / CYB	1	1:49.310	9 Laps	2 Laps	71.79			13	

FASTEST LAP

84	CUP	S.LAIDLAW / J.LAIDLAW	LCR Yamaha - Marin Motorsports	4	1:33.870	83.60 mph	134.55 kph
95	GP	BLACKSTOCK / ROSNEY	LCR Yamaha - Dave Holden Racing	3	1:33.871	83.60 mph	134.54 kph

Comments:

Class GP - 92.5% of Race Speed = 76.37 mph

Class CUP - 92.5% of Race Speed = 76.24 mph

Weather / Track : Bright / Dry

These results are provisional until the conclusion of any judicial and technical matters.

Date: 03/08/2024 Start: 17:23 Finish: 17:39

Cadwell Park: 2.1800 miles

Clerk Of Course:

Tony MacBride

Stewards:

Timekeeper:

Richard Evans



Results can be found at www.tsl-timing.com

Printed - 17:41 Saturday, 03 August 2024



International Sidecar Revival Meeting @ Cadwell Park

British Sidecar Championship

RACE 8 - LAP CHART

LAP 1 @ 17:25:06.798

NO	BEHIND	LAP TIME
95		1:41.745
34	0.454	1:42.199
84	0.717	1:42.462
6	1.083	1:42.828
93	2.476	1:44.221
29	2.796	1:44.541
77	3.447	1:45.192
111	5.830	1:47.575
27	6.100	1:47.845
2	6.600	1:48.345
17	7.565	1:49.310
4	8.169	1:49.914
8	10.592	1:52.337
26	11.569	1:53.314
171	13.621	1:55.366
89	15.509	1:57.254

LAP 2 @ 17:26:41.516

NO	BEHIND	LAP TIME
95		1:34.718
34	0.449	1:34.713
84	0.683	1:34.684
6	1.161	1:34.796
93	3.326	1:35.568
29	3.835	1:35.757
77	4.228	1:35.499
111	9.715	1:38.603
2	10.107	1:38.225
27	11.748	1:40.366
4	14.309	1:40.858
8	18.855	1:42.981
26	19.634	1:42.783
171	22.699	1:43.796
89	30.321	1:49.530

LAP 3 @ 17:28:15.387

NO	BEHIND	LAP TIME
95		1:33.871
34	0.688	1:34.110
6	1.192	1:33.902
84	1.562	1:34.750
93	4.564	1:35.109
29	5.863	1:35.899
77	6.174	1:35.817
2	13.512	1:37.276
111	14.612	1:38.768
27	15.482	1:37.605
4	19.424	1:38.986
8	27.748	1:42.764
26	28.544	1:42.781
171	32.271	1:43.443
89	46.186	1:49.736

LAP 4 @ 17:29:49.605

NO	BEHIND	LAP TIME
95		1:34.218
34	0.471	1:34.001
6	1.038	1:34.064
84	1.214	1:33.870
93	5.462	1:35.116
29	6.447	1:34.802

77	6.867	1:34.911
2	16.180	1:36.886
111	18.770	1:38.376
27	19.419	1:38.155
4	23.412	1:38.206
8	36.474	1:42.944
26	37.623	1:43.297
171	41.998	1:43.945

LAP 5 @ 17:31:24.009

NO	BEHIND	LAP TIME
95		1:34.404
34	0.226	1:34.159
6	0.655	1:34.021
84	1.087	1:34.277
93	6.482	1:35.424
29	7.079	1:35.036
77	7.574	1:35.111
2	18.571	1:36.795
111	22.342	1:37.976
27	23.232	1:38.217
4	27.859	1:38.851
8	44.689	1:42.619
171	50.476	1:42.882
26	51.968	1:48.749

LAP 6 @ 17:32:58.337

NO	BEHIND	LAP TIME
95		1:34.328
34	0.363	1:34.465
6	0.757	1:34.430
84	1.160	1:34.401
93	7.220	1:35.066
29	7.760	1:35.009
77	8.204	1:34.958
2	21.365	1:37.122
111	25.817	1:37.803
27	26.417	1:37.513
4	34.392	1:40.861
8	52.594	1:42.233
171	59.356	1:43.208

LAP 7 @ 17:34:32.519

NO	BEHIND	LAP TIME
95		1:34.182
34	0.520	1:34.339
6	0.944	1:34.369
84	1.195	1:34.217
93	8.160	1:35.122
77	9.244	1:35.222
29	9.441	1:35.863
2	24.782	1:37.599
111	30.297	1:38.662
27	30.706	1:38.471
4	40.632	1:40.422
8	1:01.535	1:43.123
171	1:08.582	1:43.408

LAP 8 @ 17:36:06.991

NO	BEHIND	LAP TIME
95		1:34.472
34	0.399	1:34.351
6	0.840	1:34.368

84	1.111	1:34.388
77	10.302	1:35.530
29	10.659	1:35.690
93	10.784	1:37.096
2	27.640	1:37.330
111	34.737	1:38.912
27	35.147	1:38.913
4	47.184	1:41.024
8	1:10.322	1:43.259
171	1:17.132	1:43.022

LAP 9 @ 17:37:41.151

NO	BEHIND	LAP TIME
95		1:34.160
34	0.407	1:34.168
6	0.895	1:34.215
84	1.196	1:34.245
77	10.426	1:34.284
29	10.720	1:34.221
93	13.517	1:36.893
2	31.361	1:37.881
111	39.424	1:38.847
27	39.896	1:38.909
4	54.204	1:41.180
8	1:19.509	1:43.347
171	1:26.272	1:43.300

LAP 10 @ 17:39:15.464

NO	BEHIND	LAP TIME
95		1:34.313
34	0.289	1:34.195
6	0.856	1:34.274
84	1.603	1:34.720
77	10.328	1:34.215
29	10.796	1:34.389
93	15.745	1:36.541
2	34.893	1:37.845
27	43.908	1:38.325
111	45.080	1:39.969
4	1:02.356	1:42.465
8	1:28.746	1:43.550
171	1:34.353	1:42.394

International Sidecar Revival Meeting @ Cadwell Park

British Sidecar Championship

RACE 8 - POSITION CHART

No	Name	Lap											
		Pos	1	2	3	4	5	6	7	8	9	10	
34	S.CHRISTIE / T.CHRIS	1	95	95	95	95	95	95	95	95	95	95	95
95	BLACKSTOCK / ROSN	2	34	34	34	34	34	34	34	34	34	34	34
6	ELLIS / CLEMENT	3	84	84	6	6	6	6	6	6	6	6	6
84	S.LAIDLAW / J.LAIDLAW	4	6	6	84	84	84	84	84	84	84	84	84
29	KERSHAW / CHARLW	5	93	93	93	93	93	93	93	93	77	77	77
93	G.HOLDEN / LAWREN	6	29	29	29	29	29	29	77	29	29	29	29
77	REEVES / WILKES	7	77	77	77	77	77	77	29	93	93	93	93
2	J.HOLDEN / CONIL	8	111	111	2	2	2	2	2	2	2	2	2
27	P.KIRBY / T.KIRBY	9	27	2	111	111	111	111	111	111	111	111	27
4	PEACH / EDWARDS	10	2	27	27	27	27	27	27	27	27	27	111
111	CABLE / RICHARDSON	11	17	4	4	4	4	4	4	4	4	4	4
17	CLARKE / ENSOR	12	4	8	8	8	8	8	8	8	8	8	8
8	BELL / COLBROOK	13	8	26	26	26	171	171	171	171	171	171	171
26	ATKINSON / MIDDLET	14	26	171	171	171	26						
89	C.HAUXWELL / K.HAU	15	171	89	89								
171	POTTINGER / DODDS	16	89										

International Sidecar Revival Meeting @ Cadwell Park

British Sidecar Championship

RACE 8 - SECTOR ANALYSIS



SECTOR 1 = FL to I1, SECTOR 2 = I1 to FL, DIFF = Difference To Personal Best Lap, P = Crossed Finish Line in Pit Lane, D = Time Disallowed

P1 95 GP		BLACKSTOCK / ROSNEY		LCR Yamaha - Dave Holden Racing			
IDEAL LAP TIME : 1:33.770		BEST LAP TIME : 1:33.871		DIFFERENCE : 0.101			
LAP	SECTOR 1	SECTOR 2	LAP TIME	MPH	DIFF	TIME OF DAY	
1 -		40.213	1:41.745	77.13	7.874	17:25:06.798	
2 -	54.684	40.034	1:34.718	82.85	0.847	17:26:41.516	
3 -	54.294	39.577	1:33.871 (1)	83.60		17:28:15.387	
4 -	54.533	39.685	1:34.218	83.29	0.347	17:29:49.605	
5 -	54.519	39.885	1:34.404	83.13	0.533	17:31:24.009	
6 -	54.484	39.844	1:34.328	83.19	0.457	17:32:58.337	
7 -	54.380	39.802	1:34.182 (3)	83.32	0.311	17:34:32.519	
8 -	54.327	40.145	1:34.472	83.07	0.601	17:36:06.991	
9 -	54.193	39.967	1:34.160 (2)	83.34	0.289	17:37:41.151	
10 -	54.360	39.953	1:34.313	83.21	0.442	17:39:15.464	

P2 34 GP		S.CHIRSTIE / T.CHIRSTIE		LCR Yamaha - Christie Engineering Services			
IDEAL LAP TIME : 1:33.811		BEST LAP TIME : 1:34.001		DIFFERENCE : 0.190			
LAP	SECTOR 1	SECTOR 2	LAP TIME	MPH	DIFF	TIME OF DAY	
1 -		40.158	1:42.199	76.79	8.198	17:25:07.252	
2 -	54.660	40.053	1:34.713	82.86	0.712	17:26:41.965	
3 -	54.321	39.789	1:34.110 (2)	83.39	0.109	17:28:16.075	
4 -	54.075	39.926	1:34.001 (1)	83.48		17:29:50.076	
5 -	54.198	39.961	1:34.159 (3)	83.34	0.158	17:31:24.235	
6 -	54.482	39.983	1:34.465	83.07	0.464	17:32:58.700	
7 -	54.110	40.229	1:34.339	83.19	0.338	17:34:33.039	
8 -	54.140	40.211	1:34.351	83.17	0.350	17:36:07.390	
9 -	54.022	40.146	1:34.168	83.34	0.167	17:37:41.558	
10 -	54.106	40.089	1:34.195	83.31	0.194	17:39:15.753	

P3 6 GP		ELLIS / CLEMENT		LCR Yamaha - Brooklands Sand & Aggregates			
IDEAL LAP TIME : 1:33.520		BEST LAP TIME : 1:33.902		DIFFERENCE : 0.382			
LAP	SECTOR 1	SECTOR 2	LAP TIME	MPH	DIFF	TIME OF DAY	
1 -		40.079	1:42.828	76.32	8.926	17:25:07.881	
2 -	54.770	40.026	1:34.796	82.78	0.894	17:26:42.677	
3 -	54.352	39.550	1:33.902 (1)	83.57		17:28:16.579	
4 -	53.970	40.094	1:34.064 (3)	83.43	0.162	17:29:50.643	
5 -	54.171	39.850	1:34.021 (2)	83.47	0.119	17:31:24.664	
6 -	54.526	39.904	1:34.430	83.10	0.528	17:32:59.094	
7 -	54.249	40.120	1:34.369	83.16	0.467	17:34:33.463	
8 -	54.121	40.247	1:34.368	83.16	0.466	17:36:07.831	
9 -	54.290	39.925	1:34.215	83.29	0.313	17:37:42.046	
10 -	54.163	40.111	1:34.274	83.24	0.372	17:39:16.320	

P4 84 CUP		S.LAIDLAW / J.LAIDLAW		LCR Yamaha - Marin Motorsports			
IDEAL LAP TIME : 1:33.779		BEST LAP TIME : 1:33.870		DIFFERENCE : 0.091			
LAP	SECTOR 1	SECTOR 2	LAP TIME	MPH	DIFF	TIME OF DAY	
1 -		40.094	1:42.462	76.59	8.592	17:25:07.515	
2 -	54.855	39.829	1:34.684	82.88	0.814	17:26:42.199	
3 -	55.084	39.666	1:34.750	82.82	0.880	17:28:16.949	
4 -	54.276	39.594	1:33.870 (1)	83.60		17:29:50.819	
5 -	54.485	39.792	1:34.277	83.24	0.407	17:31:25.096	
6 -	54.355	40.046	1:34.401	83.13	0.531	17:32:59.497	
7 -	54.194	40.023	1:34.217 (2)	83.29	0.347	17:34:33.714	
8 -	54.308	40.080	1:34.388	83.14	0.518	17:36:08.102	
9 -	54.318	39.927	1:34.245 (3)	83.27	0.375	17:37:42.347	
10 -	54.185	40.535	1:34.720	82.85	0.850	17:39:17.067	

International Sidecar Revival Meeting @ Cadwell Park

British Sidecar Championship

RACE 8 - SECTOR ANALYSIS



SECTOR 1 = FL to I1, SECTOR 2 = I1 to FL, DIFF = Difference To Personal Best Lap, P = Crossed Finish Line in Pit Lane, D = Time Disallowed

P5 77 GP REEVES / WILKES		Adolf RS Yamaha - Bonovo Action / Rich Energy				
IDEAL LAP TIME : 1:33.929		BEST LAP TIME : 1:34.215		DIFFERENCE : 0.286		
LAP	SECTOR 1	SECTOR 2	LAP TIME	MPH	DIFF	TIME OF DAY
1 -		40.887	1:45.192	74.60	10.977	17:25:10.245
2 -	54.886	40.613	1:35.499	82.17	1.284	17:26:45.744
3 -	54.736	41.081	1:35.817	81.90	1.602	17:28:21.561
4 -	54.894	40.017	1:34.911 (3)	82.68	0.696	17:29:56.472
5 -	54.694	40.417	1:35.111	82.51	0.896	17:31:31.583
6 -	54.300	40.658	1:34.958	82.64	0.743	17:33:06.541
7 -	54.525	40.697	1:35.222	82.41	1.007	17:34:41.763
8 -	54.534	40.996	1:35.530	82.15	1.315	17:36:17.293
9 -	54.488	39.796	1:34.284 (2)	83.23	0.069	17:37:51.577
10 -	54.586	39.629	1:34.215 (1)	83.29		17:39:25.792

P6 29 GP KERSHAW / CHARLWOOD		LCR Yamaha - Quattro Group				
IDEAL LAP TIME : 1:34.160		BEST LAP TIME : 1:34.221		DIFFERENCE : 0.061		
LAP	SECTOR 1	SECTOR 2	LAP TIME	MPH	DIFF	TIME OF DAY
1 -		40.691	1:44.541	75.07	10.320	17:25:09.594
2 -	55.142	40.615	1:35.757	81.95	1.536	17:26:45.351
3 -	54.713	41.186	1:35.899	81.83	1.678	17:28:21.250
4 -	54.722	40.080	1:34.802 (3)	82.78	0.581	17:29:56.052
5 -	54.580	40.456	1:35.036	82.57	0.815	17:31:31.088
6 -	54.393	40.616	1:35.009	82.60	0.788	17:33:06.097
7 -	54.562	41.301	1:35.863	81.86	1.642	17:34:41.960
8 -	54.766	40.924	1:35.690	82.01	1.469	17:36:17.650
9 -	54.454	39.767	1:34.221 (1)	83.29		17:37:51.871
10 -	54.613	39.776	1:34.389 (2)	83.14	0.168	17:39:26.260

P7 93 GP G.HOLDEN / LAWRENCE		LCR Kawasaki - Holden Racing				
IDEAL LAP TIME : 1:34.933		BEST LAP TIME : 1:35.066		DIFFERENCE : 0.133		
LAP	SECTOR 1	SECTOR 2	LAP TIME	MPH	DIFF	TIME OF DAY
1 -		40.558	1:44.221	75.30	9.155	17:25:09.274
2 -	55.165	40.403	1:35.568	82.12	0.502	17:26:44.842
3 -	54.867	40.242	1:35.109 (2)	82.51	0.043	17:28:19.951
4 -	54.956	40.160	1:35.116 (3)	82.51	0.050	17:29:55.067
5 -	55.065	40.359	1:35.424	82.24	0.358	17:31:30.491
6 -	54.773	40.293	1:35.066 (1)	82.55		17:33:05.557
7 -	54.839	40.283	1:35.122	82.50	0.056	17:34:40.679
8 -	55.275	41.821	1:37.096	80.82	2.030	17:36:17.775
9 -	56.397	40.496	1:36.893	80.99	1.827	17:37:54.668
10 -	55.729	40.812	1:36.541	81.29	1.475	17:39:31.209

P8 2 GP J.HOLDEN / CONIL		LCR Yamaha - John Holden Racing				
IDEAL LAP TIME : 1:36.518		BEST LAP TIME : 1:36.795		DIFFERENCE : 0.277		
LAP	SECTOR 1	SECTOR 2	LAP TIME	MPH	DIFF	TIME OF DAY
1 -		41.738	1:48.345	72.43	11.550	17:25:13.398
2 -	56.453	41.772	1:38.225	79.89	1.430	17:26:51.623
3 -	55.746	41.530	1:37.276	80.67	0.481	17:28:28.899
4 -	55.544	41.342	1:36.886 (2)	81.00	0.091	17:30:05.785
5 -	55.821	40.974	1:36.795 (1)	81.07		17:31:42.580
6 -	55.554	41.568	1:37.122 (3)	80.80	0.327	17:33:19.702
7 -	56.024	41.575	1:37.599	80.41	0.804	17:34:57.301
8 -	56.010	41.320	1:37.330	80.63	0.535	17:36:34.631
9 -	56.244	41.637	1:37.881	80.17	1.086	17:38:12.512
10 -	56.098	41.747	1:37.845	80.20	1.050	17:39:50.357

International Sidecar Revival Meeting @ Cadwell Park

British Sidecar Championship

RACE 8 - SECTOR ANALYSIS



SECTOR 1 = FL to I1, SECTOR 2 = I1 to FL, DIFF = Difference To Personal Best Lap, P = Crossed Finish Line in Pit Lane, D = Time Disallowed

P9 27 CUP		P.KIRBY / T.KIRBY		Adolf RS Yamaha - KRT Racing		
IDEAL LAP TIME : 1:37.454		BEST LAP TIME : 1:37.513		DIFFERENCE : 0.059		
LAP	SECTOR 1	SECTOR 2	LAP TIME	MPH	DIFF	TIME OF DAY
1 -		41.648	1:47.845	72.77	10.332	17:25:12.898
2 -	57.315	43.051	1:40.366	78.19	2.853	17:26:53.264
3 -	56.177	41.428	1:37.605 (2)	80.40	0.092	17:28:30.869
4 -	56.319	41.836	1:38.155 (3)	79.95	0.642	17:30:09.024
5 -	56.250	41.967	1:38.217	79.90	0.704	17:31:47.241
6 -	56.058	41.455	1:37.513 (1)	80.48		17:33:24.754
7 -	56.650	41.821	1:38.471	79.69	0.958	17:35:03.225
8 -	56.727	42.186	1:38.913	79.34	1.400	17:36:42.138
9 -	56.930	41.979	1:38.909	79.34	1.396	17:38:21.047
10 -	56.929	41.396	1:38.325	79.81	0.812	17:39:59.372

P10 111 GP		CABLE / RICHARDSON		LCR Yamaha - L&W Racing		
IDEAL LAP TIME : 1:37.778		BEST LAP TIME : 1:37.803		DIFFERENCE : 0.025		
LAP	SECTOR 1	SECTOR 2	LAP TIME	MPH	DIFF	TIME OF DAY
1 -		41.800	1:47.575	72.95	9.772	17:25:12.628
2 -	56.675	41.928	1:38.603	79.59	0.800	17:26:51.231
3 -	56.979	41.789	1:38.768	79.45	0.965	17:28:29.999
4 -	56.432	41.944	1:38.376 (3)	79.77	0.573	17:30:08.375
5 -	56.181	41.795	1:37.976 (2)	80.10	0.173	17:31:46.351
6 -	56.206	41.597	1:37.803 (1)	80.24		17:33:24.154
7 -	56.648	42.014	1:38.662	79.54	0.859	17:35:02.816
8 -	56.809	42.103	1:38.912	79.34	1.109	17:36:41.728
9 -	56.978	41.869	1:38.847	79.39	1.044	17:38:20.575
10 -	57.985	41.984	1:39.969	78.50	2.166	17:40:00.544

P11 4 CUP		PEACH / EDWARDS		LCR Yamaha - Life Safety Motorsport		
IDEAL LAP TIME : 1:38.206		BEST LAP TIME : 1:38.206		DIFFERENCE : 0.000		
LAP	SECTOR 1	SECTOR 2	LAP TIME	MPH	DIFF	TIME OF DAY
1 -		42.302	1:49.914	71.40	11.708	17:25:14.967
2 -	58.972	41.886	1:40.858	77.81	2.652	17:26:55.825
3 -	57.494	41.492	1:38.986 (3)	79.28	0.780	17:28:34.811
4 -	57.033	41.173	1:38.206 (1)	79.91		17:30:13.017
5 -	57.275	41.576	1:38.851 (2)	79.39	0.645	17:31:51.868
6 -	57.866	42.995	1:40.861	77.81	2.655	17:33:32.729
7 -	58.110	42.312	1:40.422	78.15	2.216	17:35:13.151
8 -	57.875	43.149	1:41.024	77.68	2.818	17:36:54.175
9 -	58.237	42.943	1:41.180	77.56	2.974	17:38:35.355
10 -	59.136	43.329	1:42.465	76.59	4.259	17:40:17.820

P12 8 CUP		BELL / COLBROOK		Ryde Yamaha - Marin Motorsports		
IDEAL LAP TIME : 1:42.233		BEST LAP TIME : 1:42.233		DIFFERENCE : 0.000		
LAP	SECTOR 1	SECTOR 2	LAP TIME	MPH	DIFF	TIME OF DAY
1 -		43.438	1:52.337	69.86	10.104	17:25:17.390
2 -	1:00.110	42.871	1:42.981	76.20	0.748	17:27:00.371
3 -	59.793	42.971	1:42.764 (3)	76.36	0.531	17:28:43.135
4 -	1:00.018	42.926	1:42.944	76.23	0.711	17:30:26.079
5 -	59.647	42.972	1:42.619 (2)	76.47	0.386	17:32:08.698
6 -	59.384	42.849	1:42.233 (1)	76.76		17:33:50.931
7 -	59.676	43.447	1:43.123	76.10	0.890	17:35:34.054
8 -	59.748	43.511	1:43.259	76.00	1.026	17:37:17.313
9 -	59.795	43.552	1:43.347	75.93	1.114	17:39:00.660
10 -	59.989	43.561	1:43.550	75.79	1.317	17:40:44.210

International Sidecar Revival Meeting @ Cadwell Park

British Sidecar Championship

RACE 8 - SECTOR ANALYSIS



SECTOR 1 = FL to I1, SECTOR 2 = I1 to FL, DIFF = Difference To Personal Best Lap, P = Crossed Finish Line in Pit Lane, D = Time Disallowed

P13 171 CUP		POTTINGER / DODDS		LCR Yamaha - GB Precision / Opal Lazer		
IDEAL LAP TIME : 1:42.394		BEST LAP TIME : 1:42.394		DIFFERENCE : 0.000		
LAP	SECTOR 1	SECTOR 2	LAP TIME	MPH	DIFF	TIME OF DAY
1 -		43.965	1:55.366	68.02	12.972	17:25:20.419
2 -	1:00.014	43.782	1:43.796	75.61	1.402	17:27:04.215
3 -	1:00.112	43.331	1:43.443	75.86	1.049	17:28:47.658
4 -	1:00.382	43.563	1:43.945	75.50	1.551	17:30:31.603
5 -	59.723	43.159	1:42.882 (2)	76.28	0.488	17:32:14.485
6 -	59.661	43.547	1:43.208	76.04	0.814	17:33:57.693
7 -	1:00.062	43.346	1:43.408	75.89	1.014	17:35:41.101
8 -	59.733	43.289	1:43.022 (3)	76.17	0.628	17:37:24.123
9 -	59.794	43.506	1:43.300	75.97	0.906	17:39:07.423
10 -	59.435	42.959	1:42.394 (1)	76.64		17:40:49.817

P14 26 CUP		ATKINSON / MIDDLETON		Adolf RS Yamaha - Mecsia / RAF Engineering		
IDEAL LAP TIME : 1:42.628		BEST LAP TIME : 1:42.781		DIFFERENCE : 0.153		
LAP	SECTOR 1	SECTOR 2	LAP TIME	MPH	DIFF	TIME OF DAY
1 -		43.917	1:53.314	69.25	10.533	17:25:18.367
2 -	59.465	43.318	1:42.783 (2)	76.35	0.002	17:27:01.150
3 -	59.310	43.471	1:42.781 (1)	76.35		17:28:43.931
4 -	59.522	43.775	1:43.297 (3)	75.97	0.516	17:30:27.228
5 -	59.691	49.058	1:48.749	72.16	5.968	17:32:15.977

P15 89 CUP		C.HAUXWELL / K.HAUXWELL		Adolf RS Yamaha - Haz Beanz / CJK Racing		
IDEAL LAP TIME : 1:48.645		BEST LAP TIME : 1:49.530		DIFFERENCE : 0.885		
LAP	SECTOR 1	SECTOR 2	LAP TIME	MPH	DIFF	TIME OF DAY
1 -		45.130	1:57.254	66.93	7.724	17:25:22.307
2 -	1:03.515	46.015	1:49.530 (1)	71.65		17:27:11.837
3 -	1:04.039	45.697	1:49.736 (2)	71.51	0.206	17:29:01.573

P16 17 CUP		CLARKE / ENSOR		LCR Honda - Centurion Packaging / Finline Sealants / CYB Fib		
IDEAL LAP TIME :		BEST LAP TIME :		DIFFERENCE :		
LAP	SECTOR 1	SECTOR 2	LAP TIME	MPH	DIFF	TIME OF DAY
1 -		42.202	1:49.310	71.79		17:25:14.363

International Sidecar Revival Meeting @ Cadwell Park

British Sidecar Championship

RACE 8 - BEST SECTORS

SECTOR 1			SECTOR 2			IDEAL / BEST COMPARISON						
POS	NO	NAME	TIME	NO	NAME	TIME	POS	NO	NAME	IDEAL	BEST	DIFF
									PERFECT LAP	1:33.520		
1	6	ELLIS / CLEMENT	53.970	6	ELLIS / CLEMENT	39.550	1	6	ELLIS / CLEMENT	1:33.520	1:33.902	0.382
2	34	S.CHRESTIE / T.CHRESTIE	54.022	95	BLACKSTOCK / ROSNEY	39.577	2	95	BLACKSTOCK / ROSNEY	1:33.770	1:33.871	0.101
3	84	S.LAIDLLOW / J.LAIDLLOW	54.185	84	S.LAIDLLOW / J.LAIDLLOW	39.594	3	84	S.LAIDLLOW / J.LAIDLLOW	1:33.779	1:33.870	0.091
4	95	BLACKSTOCK / ROSNEY	54.193	77	REEVES / WILKES	39.629	4	34	S.CHRESTIE / T.CHRESTIE	1:33.811	1:34.001	0.190
5	77	REEVES / WILKES	54.300	29	KERSHAW / CHARLWOOD	39.767	5	77	REEVES / WILKES	1:33.929	1:34.215	0.286
6	29	KERSHAW / CHARLWOOD	54.393	34	S.CHRESTIE / T.CHRESTIE	39.789	6	29	KERSHAW / CHARLWOOD	1:34.160	1:34.221	0.061
7	93	G.HOLDEN / LAWRENCE	54.773	93	G.HOLDEN / LAWRENCE	40.160	7	93	G.HOLDEN / LAWRENCE	1:34.933	1:35.066	0.133
8	2	J.HOLDEN / CONIL	55.544	2	J.HOLDEN / CONIL	40.974	8	2	J.HOLDEN / CONIL	1:36.518	1:36.795	0.277
9	27	P.KIRBY / T.KIRBY	56.058	4	PEACH / EDWARDS	41.173	9	27	P.KIRBY / T.KIRBY	1:37.454	1:37.513	0.059
10	111	CABLE / RICHARDSON	56.181	27	P.KIRBY / T.KIRBY	41.396	10	111	CABLE / RICHARDSON	1:37.778	1:37.803	0.025
11	4	PEACH / EDWARDS	57.033	111	CABLE / RICHARDSON	41.597	11	4	PEACH / EDWARDS	1:38.206	1:38.206	0.000
12	26	ATKINSON / MIDDLETON	59.310	17	CLARKE / ENSOR	42.202	12	8	BELL / COLBROOK	1:42.233	1:42.233	0.000
13	8	BELL / COLBROOK	59.384	8	BELL / COLBROOK	42.849	13	171	POTTINGER / DODDS	1:42.394	1:42.394	0.000
14	171	POTTINGER / DODDS	59.435	171	POTTINGER / DODDS	42.959	14	26	ATKINSON / MIDDLETON	1:42.628	1:42.781	0.153
15	89	C.HAUXWELL / K.HAUXWELL	1:03.515	26	ATKINSON / MIDDLETON	43.318	15	89	C.HAUXWELL / K.HAUXWELL	1:48.645	1:49.530	0.885
16				89	C.HAUXWELL / K.HAUXWELL	45.130	16	17	CLARKE / ENSOR			

International Sidecar Revival Meeting @ Cadwell Park

British Sidecar Championship

RACE 8 - STATISTICS

Competitors Started 16
Planned Start 2024-08-03 @ 16:20:00.000
Actual Start 2024-08-03 @ 17:23:25.052
Finish Time 2024-08-03 @ 17:39:15.463
Track Length 2.1800mi.
Total Laps 139
Total Distance Covered 303.0225mi.

Session Fastest Lap History

NO	CL	NAME	LAP TIME	TIME OF DAY	LAP	VEHICLE
95	GP	BLACKSTOCK / ROSNEY	1:34.718	17:26:41.538	2	LCR Yamaha
34	GP	S.CHRISTIE / T.CHRISTIE	1:34.713	17:26:41.985	2	LCR Yamaha
84	CUP	S.LAIDLAW / J.LAIDLAW	1:34.684	17:26:42.218	2	LCR Yamaha
95	GP	BLACKSTOCK / ROSNEY	1:33.871	17:28:15.409	3	LCR Yamaha
84	CUP	S.LAIDLAW / J.LAIDLAW	1:33.870	17:29:50.776	4	LCR Yamaha

Session Leader History

NO	CL	NAME	FROM LAP	LAPS LED	DISTANCE	VEHICLE
95	GP	BLACKSTOCK / ROSNEY	1	10	21.80 miles	LCR Yamaha

Flag History

TYPE	TIME OF DAY
GREEN	17:23:25.052
FINISH	17:39:15.463

Flag Statistics

TYPE	COUNT	TOTAL LAPS	TOTAL TIME
Green	1	10	18:21.992
Red	0	0	0.000
Safety Car	0	0	0.000
FCY	0	0	0.000

International Sidecar Revival Meeting @ Cadwell Park

British Sidecar Championship

RACE 8 - STATISTICS

CLASS : CUP

8 Starters

Fastest Lap History

NO	NAME	LAP TIME	TIME OF DAY	LAP	VEHICLE
84	S.LAIDLAW / J.LAIDLAW	1:34.684	17:26:42.218	2	LCR Yamaha
84	S.LAIDLAW / J.LAIDLAW	1:33.870	17:29:50.776	4	LCR Yamaha

Leader History

NO	NAME	FROM LAP	LAPS LED	DISTANCE	VEHICLE
84	S.LAIDLAW / J.LAIDLAW	1	10	21.80 miles	LCR Yamaha

International Sidecar Revival Meeting @ Cadwell Park

British Sidecar Championship

RACE 8 - STATISTICS

CLASS : GP

8 Starters

Fastest Lap History

NO	NAME	LAP TIME	TIME OF DAY	LAP	VEHICLE
95	BLACKSTOCK / ROSNEY	1:34.718	17:26:41.538	2	LCR Yamaha
34	S.CHRISTIE / T.CHRISTIE	1:34.713	17:26:41.985	2	LCR Yamaha
95	BLACKSTOCK / ROSNEY	1:33.871	17:28:15.409	3	LCR Yamaha

Leader History

NO	NAME	FROM LAP	LAPS LED	DISTANCE	VEHICLE
95	BLACKSTOCK / ROSNEY	1	10	21.80 miles	LCR Yamaha

International Sidecar Revival Meeting @ Cadwell Park



British Sidecar Championship

RACE 6 - GRID (14 Laps)

ROW 10	28	76	PEARSON / RESTALL	1		1	
ROW 9	25	5	BIGGS / SEGERS	26		27	91 WILLIAMS / PITT
ROW 8	22	89	C.HAUZWELL / K.HAUZWELL	1:49.530	23		24 17 CLARKE / ENSOR
ROW 7	19	171	POTTINGER / DODDS	1:42.394	20		21 26 ATKINSON / MIDDLETON 1:42.781
ROW 6	16	4	PEACH / EDWARDS	1:38.206	17		18 8 BELL / COLBROOK 1:42.233
ROW 5	13	27	P.KIRBY / T.KIRBY	1:37.513	14		15 111 CABLE / RICHARDSON 1:37.803
ROW 4	10	93	G.HOLDEN / LAWRENCE	1:35.066	11		12 2 J.HOLDEN / CONIL 1:36.795
ROW 3	7	77	REEVES / WILKES	1:34.215	8		9 29 KERSHAW / CHARLWOOD 1:34.221
ROW 2	4	6	ELLIS / CLEMENT	1:33.902	5		6 34 S.CHRISTIE / T.CHRISTIE 1:34.001
ROW 1	1	84	S.LAIDLAW / J.LAIDLAW	1:33.870	2		3 95 BLACKSTOCK / ROSNEY 1:33.871
Pole							

These results are provisional until the conclusion of any judicial and technical matters.

Cadwell Park: 2.1800 miles

Clerk Of Course: <i>Tony MacBride</i>	Stewards:	Timekeeper: <i>Richard Evans</i>	
------------------------------------------	-----------	-------------------------------------	--

Results can be found at www.tsl-timing.com

Printed - 17:44 Saturday, 03 August 2024



2024 British Sidecar Championship
OVERALL RIDERS CHAMPIONSHIP CLASSIFICATION



		TOTAL	GAP	DIFF															Wins	Seconds	Thirds
					1	2	3	4	5	6	7	8	9	10	11	12	13	14			
					13th / 14th April Pembrey			17th - 19th May Donington Park GP		14th - 16th June Knockhill		5th - 7th July Snetterton 300		3rd / 4th August Cadwell Park		13th - 13th October Brands Hatch GP					
1	S. LAIDLAW / J. LAIDLAW (LCR Yamaha) - CUP	198.5			22	20	25	18	18	12.5	25	20	20	18				3	1	3	
2	BLACKSTOCK / ROSNEY (LCR Yamaha) - GP	197	1.5		25	25		20	25	11	22	22	22	25				4	4	1	
3	G. HOLDEN / LAWRENCE (LCR Kawasaki) - GP	154	44.5	43	20	18	12	16	16	8	16	18	18	12				0	0	1	
4	KERSHAW / CHARLWOOD & SHARPE (LCR Yamaha) - GP	136	62.5	18				22	20	10	20	25	25	14				2	1	3	
5	BIGGS / SEGERS (LCR Yamaha) - GP	121	77.5	15	18	12	20	8	14	5	14	16	14					0	0	1	
6	P. KIRBY / T. KIRBY (Adolf RS Yamaha) - CUP	100	98.5	21	16	10	22	12	10			12	10	8				0	1	0	
7	J. HOLDEN / GORDON (LCR Yamaha) - GP	81	117.5	19	12	14	8			7		14	16	10				0	0	0	
8	CLARKE / ENSOR (LCR Honda) - CUP	74	124.5	7	10	8	16	10	6		12	6	6					0	0	0	
9	S.CHRISTIE / T.CHRISTIE (LCR Yamaha) - GP	69	129.5	5				25	22					22				1	2	0	
10	ATKINSON / SMITH (Adolf RS Yamaha) - CUP	55	143.5	14	2	6	6	6	5	4	10	8	8					0	0	0	
11	P.BELL / HYDE (LCR Yamaha) - CUP	53	145.5	2				14	12	9	18							0	0	0	
12	R. STEVENS / W. STEVENS (Ryde Yamaha) - CUP	48	150.5	5	14	16	18											0	0	0	
13	WILLIAMS / PITT (LCR Yamaha) - GP	42	156.5	6	6	22	14											0	1	0	
14	CABLE / RICHARDSON (LCR Yamaha) - GP	40	158.5	2				4	8			10	12	6				0	0	0	
15	PEACH / EDWARDS (LCR Yamaha) - CUP	31	167.5	9	4			3	3	6		5	5	5				0	0	0	
16	M.BELL / COLBROOK (Ryde Yamaha) - CUP	21	177.5	10				5	4		8			4				0	0	0	
17	ELLIS / CLEMENT (LCR Yamaha) - GP	20	178.5	1										20				0	0	1	
18	R. CROWE / C. CROWE (LCR Honda) - F2	18	180.5	2	8	10												0	0	0	
19	REEVES / WILKES (Adolf RS Yamaha) - GP	16	182.5	2										16				0	0	0	
20	MOSS / HOPE (LCR Yamaha) - CUP	12	186.5	4	1				1	3	6	1						0	0	0	
21	POTTINGER / DODDS (LCR Yamaha) - CUP	11	187.5	1								4	4	3				0	0	0	
22	PEARSON / RESTALL (LCR Suzuki) - F2	10	188.5	1	4			2	2			2						0	0	0	
23	A. FOUNDS / GIBBONS (LCR Yamaha) - F2	8	190.5	2	3	5												0	0	0	
22	NICOL / CONIL (LCR Yamaha) - CUP	5	193.5	3	5													0	0	0	
23	C.HAUZWELL / K.HAUZWELL (Adolf RS Yamaha) - CUP	4	194.5	1				1				3						0	0	0	

2024 British Sidecar Championship
GP RIDERS CHAMPIONSHIP CLASSIFICATION



	TOTAL	GAP	DIFF	13th / 14th April Pembrey			17th - 19th May Dorington Park GP		14th - 16th June Knockhill		5th - 7th July Snetterton 300		3rd / 4th August Cadwell Park		11th - 13th October Brands Hatch GP		Wins	Seconds	Thirds
				1	2	3	4	5	6	7	8	9	10	11	12	13			
1	BLACKSTOCK / ROSNEY (LCR Yamaha)	201.5															6	2	1
2	G. HOLDEN / LAWRENCE (LCR Kawasaki)	182	19.5														0	1	6
3	BIGGS / SEGERS (LCR Yamaha)	153	48.5	29													1	0	1
4	KERSHAW / CHARLWOOD & SHARPE (LCR Yamaha)	141	60.5	12													2	3	1
5	J. HOLDEN / GORDON (LCR Yamaha)	109	92.5	32	18	18	18			9		16	18	12			0	0	0
6	S.CHRISTIE / T.CHRISTIE (LCR Yamaha)	69	132.5	40				25	22					22			1	2	0
7	CABLE / RICHARDSON (LCR Yamaha)	66	135.5	3				14	14		14	14	10				0	0	0
8	WILLIAMS / PITT (LCR Yamaha)	60	141.5	6	16	22	22										0	2	0
9	ELLIS / CLEMENT (LCR Yamaha)	20	181.5	40									20				0	0	1
10	REEVES / WILKES (Adolf RS Yamaha)	18	183.5	2									18				0	0	0

2024 British Sidecar Championship
CUP RIDERS CHAMPIONSHIP CLASSIFICATION



		TOTAL	GAP	DIFF	13th / 14th April Pembrey		17th - 19th May Donington Park GP		14th - 16th June Knockhill		5th - 7th July Snetterton 300		3rd / 4th August Cadwell Park		13th - 14th October Brands Hatch GP		Wins	Seconds	Thirds	
					1	2	3	4	5	6	7	8	9	10	11	12				13
1	S. LAIDLAW / J. LAIDLAW (LCR Yamaha)	237.5			25	25	25	25	25	12.5	25	25	25	25				10	0	0
2	P. KIRBY / T. KIRBY (Adolf RS Yamaha)	170	67.5		22	20	22	20	20			22	22	22				0	5	3
3	CLARKE / ENSOR (LCR Honda)	146	91.5	24	18	18	18	18	18	20	18	18						0	0	1
4	ATKINSON / SMITH (Adolf RS Yamaha)	143	94.5	3	12	16	16	16	16	9	18	20	20					0	0	2
5	PEACH / EDWARDS (LCR Yamaha)	100	137.5	43	14			12	12	10		16	16	20				0	0	2
6	P.BELL / HYDE (LCR Yamaha)	77	160.5	23				22	22	11	22							0	4	0
7	R. STEVENS / W. STEVENS (Ryde Yamaha)	62	175.5	15	20	22	20											0	1	2
8	M.BELL / COLBROOK (LCR Yamaha)	62	175.5	0				14	14		16			18				0	0	0
9	MOSS / HOPE (LCR Yamaha)	52	185.5	10	10			10		8	14	10						0	0	0
10	POTTINGER / DODDS (LCR Yamaha)	44	193.5	8								14	14	16				0	0	0
11	C.HAUXWELL / K.HAUXWELL (Adolf RS Yamaha)	22	215.5	22				10				12						0	0	0

International Sidecar Revival Meeting @ Cadwell Park



British Sidecar Championship

WARM UP - CLASSIFICATION

POS	NO	CL	PIC	NAME	ENTRY	TIME	ON	LAPS	GAP	DIFF	MPH
1	34	GP	1	S.CHRISTIE / T.CHRISTIE	LCR Yamaha - Christie Engineering Services	1:34.190	4	4			83.32
2	29	GP	2	KERSHAW / CHARLWOOD	LCR Yamaha - Quattro Group	1:34.521	5	6	0.331	0.331	83.02
3	95	GP	3	BLACKSTOCK / ROSNEY	LCR Yamaha - Dave Holden Racing	1:35.091	4	4	0.901	0.570	82.53
4	84	CUP	1	S.LAIDLLOW / J.LAIDLLOW	LCR Yamaha - Marin Motorsports	1:35.306	4	4	1.116	0.215	82.34
5	77	GP	4	REEVES / WILKES	Adolf RS Yamaha - Bonovo Action / Rich Energy	1:36.024	3	3	1.834	0.718	81.73
6	93*	GP	5	G.HOLDEN / LAWRENCE	LCR Kawasaki - Holden Racing	1:36.151	6	6	1.961	0.127	81.62
7	6	GP	6	ELLIS / CLEMENT	LCR Yamaha - Brooklands Sand & Aggregates	1:36.577	3	3	2.387	0.426	81.26
8	2	GP	7	J.HOLDEN / CONIL	LCR Yamaha - John Holden Racing	1:37.315	4	6	3.125	0.738	80.64
9	27	CUP	2	P.KIRBY / T.KIRBY	Adolf RS Yamaha - KRT Racing	1:37.867	4	6	3.677	0.552	80.19
10	5	GP	8	BIGGS / SEGERS	LCR Yamaha - Express Tyre Service/Santander Salt	1:39.421	4	5	5.231	1.554	78.93
11	26	CUP	3	ATKINSON / MIDDLETON	Adolf RS Yamaha - Mecsia / RAF Engineering	1:41.356	6	6	7.166	1.935	77.43
12	8	CUP	4	BELL / COLBROOK	Ryde Yamaha - Marin Motorsports	1:41.717	4	4	7.527	0.361	77.15
13	111	GP	9	CABLE / RICHARDSON	LCR Yamaha - L&W Racing	1:42.119	2	2	7.929	0.402	76.85
14	17	CUP	5	CLARKE / ENSOR	LCR Honda - Centurion Packaging / Finline Sealants /	1:42.169	2	2	7.979	0.050	76.81
15	76	F2	1	PEARSON / RESTALL	LCR Suzuki - Direct Commercials / ABS Racing	1:49.015	1	1	14.825	6.846	71.99

Comments:

#93 - No working transponder, please fix for racing.

Weather / Track : Bright / Dry

Date: 04/08/2024 Start: 09:39 Finish: 09:50

These results are provisional until the conclusion of any judicial and technical matters.

Cadwell Park: 2.1800 miles

Clerk Of Course:

Tony MacBride

Stewards:

Timekeeper:

Richard Evans



Results can be found at www.tsl-timing.com

Printed - 09:52 Sunday, 04 August 2024



International Sidecar Revival Meeting @ Cadwell Park

British Sidecar Championship

WARM UP - SECTOR ANALYSIS



SECTOR 1 = FL to I1, SECTOR 2 = I1 to FL, DIFF = Difference To Personal Best Lap, P = Crossed Finish Line in Pit Lane, D = Time Disallowed

P1 34 GP		S.CHRISTIE / T.CHRISTIE		LCR Yamaha - Christie Engineering Services			
IDEAL LAP TIME : 1:34.078		BEST LAP TIME : 1:34.190		DIFFERENCE : 0.112			
LAP	SECTOR 1	SECTOR 2	LAP TIME	MPH	DIFF	TIME OF DAY	
1 -	1:02.466	42.927	1:45.393	74.46	11.203	09:42:10.664	
2 -	56.182	40.410	1:36.592 (3)	81.24	2.402	09:43:47.256	
3 -	54.764	39.738	1:34.502 (2)	83.04	0.312	09:45:21.758	
4 -	54.359	39.831	1:34.190 (1)	83.32		09:46:55.948	

P2 29 GP		KERSHAW / CHARLWOOD		LCR Yamaha - Quattro Group			
IDEAL LAP TIME : 1:34.048		BEST LAP TIME : 1:34.521		DIFFERENCE : 0.473			
LAP	SECTOR 1	SECTOR 2	LAP TIME	MPH	DIFF	TIME OF DAY	
1 -	1:01.112	41.941	1:43.053	76.15	8.532	09:42:37.469	
2 -	56.627	41.593	1:38.220	79.90	3.699	09:44:15.689	
3 -	56.490	41.579	1:38.069	80.02	3.548	09:45:53.758	
4 -	54.934	39.840	1:34.774 (3)	82.80	0.253	09:47:28.532	
5 -	54.802	39.719	1:34.521 (1)	83.02		09:49:03.053	
6 -	54.329	40.295	1:34.624 (2)	82.93	0.103	09:50:37.677	

P3 95 GP		BLACKSTOCK / ROSNEY		LCR Yamaha - Dave Holden Racing			
IDEAL LAP TIME : 1:34.619		BEST LAP TIME : 1:35.091		DIFFERENCE : 0.472			
LAP	SECTOR 1	SECTOR 2	LAP TIME	MPH	DIFF	TIME OF DAY	
1 -	1:02.063	43.870	1:45.933	74.08	10.842	09:42:22.479	
2 -	56.469	45.559	1:42.028 (3)	76.92	6.937	09:44:04.507	
3 -	55.049	40.274	1:35.323 (2)	82.33	0.232	09:45:39.830	
4 -	54.345	40.746	1:35.091 (1)	82.53		09:47:14.921	

P4 84 CUP		S.LAIDLAW / J.LAIDLAW		LCR Yamaha - Marin Motorsports			
IDEAL LAP TIME : 1:34.869		BEST LAP TIME : 1:35.306		DIFFERENCE : 0.437			
LAP	SECTOR 1	SECTOR 2	LAP TIME	MPH	DIFF	TIME OF DAY	
1 -	1:02.914	43.927	1:46.841	73.45	11.535	09:42:18.243	
2 -	59.620	43.066	1:42.686 (3)	76.42	7.380	09:44:00.929	
3 -	57.805	40.699	1:38.504 (2)	79.67	3.198	09:45:39.433	
4 -	54.170	41.136	1:35.306 (1)	82.34		09:47:14.739	

P5 77 GP		REEVES / WILKES		Adolf RS Yamaha - Bonovo Action / Rich Energy			
IDEAL LAP TIME : 1:35.865		BEST LAP TIME : 1:36.024		DIFFERENCE : 0.159			
LAP	SECTOR 1	SECTOR 2	LAP TIME	MPH	DIFF	TIME OF DAY	
1 -	1:02.064	43.574	1:45.638 (3)	74.29	9.614	09:42:19.448	
2 -	58.571	42.695	1:41.266 (2)	77.49	5.242	09:44:00.714	
3 -	55.772	40.252	1:36.024 (1)	81.73		09:45:36.738	

P6 93 GP		G.HOLDEN / LAWRENCE		LCR Kawasaki - Holden Racing			
IDEAL LAP TIME :		BEST LAP TIME : 1:36.151		DIFFERENCE :			
LAP	SECTOR 1	SECTOR 2	LAP TIME	MPH	DIFF	TIME OF DAY	
1 -			1:46.388	73.76	10.237	09:42:13.948	
2 -			1:39.665	78.74	3.514	09:43:53.613	
3 -			1:40.624	77.99	4.473	09:45:34.237	
4 -			1:39.272 (3)	79.05	3.121	09:47:13.509	
5 -			1:38.611 (2)	79.58	2.460	09:48:52.120	
6 -			1:36.151 (1)	81.62		09:50:28.271	

P7 6 GP		ELLIS / CLEMENT		LCR Yamaha - Brooklands Sand & Aggregates			
IDEAL LAP TIME : 1:35.547		BEST LAP TIME : 1:36.577		DIFFERENCE : 1.030			
LAP	SECTOR 1	SECTOR 2	LAP TIME	MPH	DIFF	TIME OF DAY	
1 -	1:02.153	44.028	1:46.181 (3)	73.91	9.604	09:42:18.666	
2 -	57.481	40.716	1:38.197 (2)	79.92	1.620	09:43:56.863	
3 -	54.831	41.746	1:36.577 (1)	81.26		09:45:33.440	

International Sidecar Revival Meeting @ Cadwell Park

British Sidecar Championship

WARM UP - SECTOR ANALYSIS



SECTOR 1 = FL to I1, SECTOR 2 = I1 to FL, DIFF = Difference To Personal Best Lap, P = Crossed Finish Line in Pit Lane, D = Time Disallowed

P8		2 GP		J.HOLDEN / CONIL		LCR Yamaha - John Holden Racing	
IDEAL LAP TIME : 1:37.315		BEST LAP TIME : 1:37.315		DIFFERENCE : 0.000			
LAP	SECTOR 1	SECTOR 2	LAP TIME	MPH	DIFF	TIME OF DAY	
1 -	1:02.320	43.780	1:46.100	73.96	8.785	09:42:20.163	
2 -	58.404	43.239	1:41.643	77.21	4.328	09:44:01.806	
3 -	57.442	42.293	1:39.735	78.68	2.420	09:45:41.541	
4 -	55.542	41.773	1:37.315 (1)	80.64		09:47:18.856	
5 -	56.143	43.274	1:39.417 (2)	78.94	2.102	09:48:58.273	
6 -	56.366	43.081	1:39.447 (3)	78.91	2.132	09:50:37.720	

P9		27 CUP		P.KIRBY / T.KIRBY		Adolf RS Yamaha - KRT Racing	
IDEAL LAP TIME : 1:37.374		BEST LAP TIME : 1:37.867		DIFFERENCE : 0.493			
LAP	SECTOR 1	SECTOR 2	LAP TIME	MPH	DIFF	TIME OF DAY	
1 -	1:03.291	44.734	1:48.025	72.65	10.158	09:42:13.798	
2 -	57.966	41.647	1:39.613	78.78	1.746	09:43:53.411	
3 -	57.714	42.169	1:39.883	78.57	2.016	09:45:33.294	
4 -	56.662	41.205	1:37.867 (1)	80.19		09:47:11.161	
5 -	56.169	41.863	1:38.032 (2)	80.05	0.165	09:48:49.193	
6 -	56.845	42.092	1:38.937 (3)	79.32	1.070	09:50:28.130	

P10		5 GP		BIGGS / SEGERS		LCR Yamaha - Express Tyre Service/Santander Salt	
IDEAL LAP TIME : 1:39.201		BEST LAP TIME : 1:39.421		DIFFERENCE : 0.220			
LAP	SECTOR 1	SECTOR 2	LAP TIME	MPH	DIFF	TIME OF DAY	
1 -	1:01.513	43.097	1:44.610	75.02	5.189	09:42:12.662	
2 -	58.076	42.358	1:40.434	78.14	1.013	09:43:53.096	
3 -	57.804	42.027	1:39.831 (3)	78.61	0.410	09:45:32.927	
4 -	57.424	41.997	1:39.421 (1)	78.93		09:47:12.348	
5 -	57.204	42.383	1:39.587 (2)	78.80	0.166	09:48:51.935	

P11		26 CUP		ATKINSON / MIDDLETON		Adolf RS Yamaha - Mecsia / RAF Engineering	
IDEAL LAP TIME : 1:41.356		BEST LAP TIME : 1:41.356		DIFFERENCE : 0.000			
LAP	SECTOR 1	SECTOR 2	LAP TIME	MPH	DIFF	TIME OF DAY	
1 -	1:04.030	45.519	1:49.549	71.63	8.193	09:42:32.767	
2 -	1:01.191	45.001	1:46.192	73.90	4.836	09:44:18.959	
3 -	1:02.304	44.494	1:46.798	73.48	5.442	09:46:05.757	
4 -	59.905	43.241	1:43.146 (3)	76.08	1.790	09:47:48.903	
5 -	58.839	42.783	1:41.622 (2)	77.22	0.266	09:49:30.525	
6 -	58.768	42.588	1:41.356 (1)	77.43		09:51:11.881	

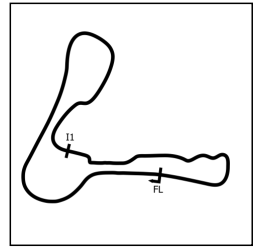
P12		8 CUP		BELL / COLBROOK		Ryde Yamaha - Marin Motorsports	
IDEAL LAP TIME : 1:41.717		BEST LAP TIME : 1:41.717		DIFFERENCE : 0.000			
LAP	SECTOR 1	SECTOR 2	LAP TIME	MPH	DIFF	TIME OF DAY	
1 -	1:04.229	44.712	1:48.941	72.03	7.224	09:42:25.866	
2 -	1:00.536	43.561	1:44.097 (3)	75.39	2.380	09:44:09.963	
3 -	1:00.516	43.243	1:43.759 (2)	75.63	2.042	09:45:53.722	
4 -	59.203	42.514	1:41.717 (1)	77.15		09:47:35.439	

P13		111 GP		CABLE / RICHARDSON		LCR Yamaha - L&W Racing	
IDEAL LAP TIME : 1:42.119		BEST LAP TIME : 1:42.119		DIFFERENCE : 0.000			
LAP	SECTOR 1	SECTOR 2	LAP TIME	MPH	DIFF	TIME OF DAY	
1 -	1:04.176	44.105	1:48.281 (2)	72.47	6.162	09:42:18.065	
2 -	59.504	42.615	1:42.119 (1)	76.85		09:44:00.184	

International Sidecar Revival Meeting @ Cadwell Park

British Sidecar Championship

WARM UP - SECTOR ANALYSIS



SECTOR 1 = FL to I1, SECTOR 2 = I1 to FL, DIFF = Difference To Personal Best Lap, P = Crossed Finish Line in Pit Lane, D = Time Disallowed

P14 17 CUP		CLARKE / ENSOR		LCR Honda - Centurion Packaging / Fineline Sealants / CYB Fib			
IDEAL LAP TIME : 1:40.393		BEST LAP TIME : 1:42.169		DIFFERENCE : 1.776			
LAP	SECTOR 1	SECTOR 2	LAP TIME	MPH	DIFF	TIME OF DAY	
1 -	1:04.946	44.932	1:49.878 (2)	71.42	7.709	09:42:47.550	
2 -	59.856	42.313	1:42.169 (1)	76.81		09:44:29.719	

P15 76 F2		PEARSON / RESTALL		LCR Suzuki - Direct Commercials / ABS Racing			
IDEAL LAP TIME : 1:46.909		BEST LAP TIME : 1:49.015		DIFFERENCE : 2.106			
LAP	SECTOR 1	SECTOR 2	LAP TIME	MPH	DIFF	TIME OF DAY	
1 -	1:03.956	45.059	1:49.015 (1)	71.99		09:42:27.262	

International Sidecar Revival Meeting @ Cadwell Park

British Sidecar Championship

WARM UP - BEST SECTORS

SECTOR 1			SECTOR 2			IDEAL / BEST COMPARISON						
POS	NO	NAME	TIME	NO	NAME	TIME	POS	NO	NAME	IDEAL	BEST	DIFF
									PERFECT LAP	1:33.889		
1	84	S.LAIDLLOW / J.LAIDLLOW	54.170	29	KERSHAW / CHARLWOOD	39.719	1	29	KERSHAW / CHARLWOOD	1:34.048	1:34.521	0.473
2	29	KERSHAW / CHARLWOOD	54.329	34	S.CHRISTIE / T.CHRISTIE	39.738	2	34	S.CHRISTIE / T.CHRISTIE	1:34.078	1:34.190	0.112
3	34	S.CHRISTIE / T.CHRISTIE	54.340	77	REEVES / WILKES	40.252	3	95	BLACKSTOCK / ROSNEY	1:34.619	1:35.091	0.472
4	95	BLACKSTOCK / ROSNEY	54.345	95	BLACKSTOCK / ROSNEY	40.274	4	84	S.LAIDLLOW / J.LAIDLLOW	1:34.869	1:35.306	0.437
5	6	ELLIS / CLEMENT	54.831	84	S.LAIDLLOW / J.LAIDLLOW	40.699	5	6	ELLIS / CLEMENT	1:35.547	1:36.577	1.030
6	2	J.HOLDEN / CONIL	55.542	6	ELLIS / CLEMENT	40.716	6	77	REEVES / WILKES	1:35.865	1:36.024	0.159
7	77	REEVES / WILKES	55.613	27	P.KIRBY / T.KIRBY	41.205	7	2	J.HOLDEN / CONIL	1:37.315	1:37.315	0.000
8	27	P.KIRBY / T.KIRBY	56.169	2	J.HOLDEN / CONIL	41.773	8	27	P.KIRBY / T.KIRBY	1:37.374	1:37.867	0.493
9	5	BIGGS / SEGERS	57.204	5	BIGGS / SEGERS	41.997	9	5	BIGGS / SEGERS	1:39.201	1:39.421	0.220
10	17	CLARKE / ENSOR	58.080	17	CLARKE / ENSOR	42.313	10	17	CLARKE / ENSOR	1:40.393	1:42.169	1.776
11	26	ATKINSON / MIDDLETON	58.768	8	BELL / COLBROOK	42.514	11	26	ATKINSON / MIDDLETON	1:41.356	1:41.356	0.000
12	8	BELL / COLBROOK	59.203	26	ATKINSON / MIDDLETON	42.588	12	8	BELL / COLBROOK	1:41.717	1:41.717	0.000
13	111	CABLE / RICHARDSON	59.504	111	CABLE / RICHARDSON	42.615	13	111	CABLE / RICHARDSON	1:42.119	1:42.119	0.000
14	76	PEARSON / RESTALL	1:01.850	76	PEARSON / RESTALL	45.059	14	76	PEARSON / RESTALL	1:46.909	1:49.015	2.106
15							15	93	G.HOLDEN / LAWRENCE		1:36.151	

International Sidecar Revival Meeting @ Cadwell Park

British Sidecar Championship

WARM UP - STATISTICS

Competitors Started	15
Planned Start	2024-08-04 @ 09:36:00.000
Actual Start	2024-08-04 @ 09:39:52.052
Finish Time	2024-08-04 @ 09:50:25.026
Track Length	2.1800mi.
Total Laps	62
Total Distance Covered	135.1611mi.

Session Fastest Lap History

NO	CL	NAME	LAP TIME	TIME OF DAY	LAP	VEHICLE
34	GP	S.CHRISTIE / T.CHRISTIE	1:45.393	09:42:10.686	1	LCR Yamaha
5	GP	BIGGS / SEGERS	1:44.610	09:42:12.684	1	LCR Yamaha
29	GP	KERSHAW / CHARLWOOD	1:43.053	09:42:37.491	1	LCR Yamaha
34	GP	S.CHRISTIE / T.CHRISTIE	1:36.592	09:43:47.278	2	LCR Yamaha
34	GP	S.CHRISTIE / T.CHRISTIE	1:34.502	09:45:21.779	3	LCR Yamaha
34	GP	S.CHRISTIE / T.CHRISTIE	1:34.190	09:46:55.969	4	LCR Yamaha

Flag History

TYPE	TIME OF DAY
GREEN	09:39:52.052
FINISH	09:50:25.026

Flag Statistics

TYPE	COUNT	TOTAL LAPS	TOTAL TIME
Green	1	6	12:40.284
Red	0	0	0.000
Safety Car	0	0	0.000
FCY	0	0	0.000

International Sidecar Revival Meeting @ Cadwell Park

British Sidecar Championship

WARM UP - STATISTICS

CLASS : CUP

5 Starters

Fastest Lap History

NO	NAME	LAP TIME	TIME OF DAY	LAP	VEHICLE
27	P.KIRBY / T.KIRBY	1:48.025	09:42:13.809	1	Adolf RS Yamaha
84	S.LAIDLAW / J.LAIDLAW	1:46.841	09:42:18.199	1	LCR Yamaha
27	P.KIRBY / T.KIRBY	1:39.613	09:43:53.422	2	Adolf RS Yamaha
84	S.LAIDLAW / J.LAIDLAW	1:38.504	09:45:39.453	3	LCR Yamaha
27	P.KIRBY / T.KIRBY	1:37.867	09:47:11.172	4	Adolf RS Yamaha
84	S.LAIDLAW / J.LAIDLAW	1:35.306	09:47:14.759	4	LCR Yamaha

International Sidecar Revival Meeting @ Cadwell Park

British Sidecar Championship

WARM UP - STATISTICS

CLASS : F2

1 Starters

Fastest Lap History

NO	NAME	LAP TIME	TIME OF DAY	LAP	VEHICLE
76	PEARSON / RESTALL	1:49.015	09:42:27.283	1	LCR Suzuki

International Sidecar Revival Meeting @ Cadwell Park

British Sidecar Championship

WARM UP - STATISTICS

CLASS : GP

9 Starters

Fastest Lap History

NO	NAME	LAP TIME	TIME OF DAY	LAP	VEHICLE
34	S.CHRISTIE / T.CHRISTIE	1:45.393	09:42:10.686	1	LCR Yamaha
5	BIGGS / SEGERS	1:44.610	09:42:12.684	1	LCR Yamaha
29	KERSHAW / CHARLWOOD	1:43.053	09:42:37.491	1	LCR Yamaha
34	S.CHRISTIE / T.CHRISTIE	1:36.592	09:43:47.278	2	LCR Yamaha
34	S.CHRISTIE / T.CHRISTIE	1:34.502	09:45:21.779	3	LCR Yamaha
34	S.CHRISTIE / T.CHRISTIE	1:34.190	09:46:55.969	4	LCR Yamaha

International Sidecar Revival Meeting @ Cadwell Park



British Sidecar Championship

RACE 6 - CLASSIFICATION

Race Distance: 14 Laps / 30.52 miles

POS	NO	CL	PIC	NAME	ENTRY	LAPS	TIME	GAP	DIFF	MPH	BEST	ON	GRD	↑↓
1	6	GP	1	ELLIS / CLEMENT	LCR Yamaha - Brooklands Sand & Aggregates	14	22:06.564			82.82	1:33.490	9	3	2
2	77	GP	2	REEVES / WILKES	Adolf RS Yamaha - Bonovo Action / Rich Energy	14	22:22.900	16.336	16.336	81.81	1:34.840	6	5	3
3	29	GP	3	KERSHAW / CHARLWOOD	LCR Yamaha - Quattro Group	14	22:27.088	20.524	4.188	81.56	1:34.867	9	6	3
4	84	CUP	1	S.LAIDLLOW / J.LAIDLLOW	LCR Yamaha - Marin Motorsports	14	22:46.633	40.069	19.545	80.39	1:34.565	3	1	-3
5	27	CUP	2	P.KIRBY / T.KIRBY	Adolf RS Yamaha - KRT Racing	14	23:15.183	1:08.619	28.550	78.75	1:37.797	8	9	4
6	111	GP	4	CABLE / RICHARDSON	LCR Yamaha - L&W Racing	14	23:15.394	1:08.830	0.211	78.73	1:37.852	8	10	4
7	95	GP	5	BLACKSTOCK / ROSNEY	LCR Yamaha - Dave Holden Racing	14	23:24.958	1:18.394	9.564	78.20	1:33.857	10	2	-5
8	4	CUP	3	PEACH / EDWARDS	LCR Yamaha - Life Safety Motorsport	13	22:18.093	1 Lap	1 Lap	76.24	1:40.413	2	11	3
9	8	CUP	4	BELL / COLBROOK	Ryde Yamaha - Marin Motorsports	13	22:31.276	1 Lap	13.183	75.50	1:41.565	2	12	3
10	171	CUP	5	POTTINGER / DODDS	LCR Yamaha - GB Precision / Opal Lazer	13	22:37.784	1 Lap	6.508	75.14	1:42.501	8	13	3

NOT CLASSIFIED

DNF	26	CUP		ATKINSON / MIDDLETON	Adolf RS Yamaha - Mecsia / RAF Engineering	8	13:53.238	6 Laps	5 Laps	75.35	1:40.985	5	14	
DNF	17	CUP		CLARKE / ENSOR	LCR Honda - Centurion Packaging / Fineline Sealants / CYB	6	10:39.229	8 Laps	2 Laps	73.66	1:43.827	2	16	
DNF	34	GP		S.CHRISTIE / T.CHRISTIE	LCR Yamaha - Christie Engineering Services	2	3:18.187	12 Laps	4 Laps	79.19	1:35.833	2	4	
DNF	76	F2		PEARSON / RESTALL	LCR Suzuki - Direct Commercials / ABS Racing	2	3:37.885	12 Laps	19.698	72.03	1:44.129	2	19	
DNF	89	CUP		C.HAUXWELL / K.HAUXWELL	Adolf RS Yamaha - Haz Beanz / CJK Racing	1	24:41.885	13 Laps	1 Lap	5.29			15	
DNF	93	GP		G.HOLDEN / LAWRENCE	LCR Kawasaki - Holden Racing	0							7	

NOT STARTED

NS	2	GP		J.HOLDEN / CONIL	LCR Yamaha - John Holden Racing								8	
----	---	----	--	------------------	---------------------------------	--	--	--	--	--	--	--	---	--

FASTEST LAP

6	GP	ELLIS / CLEMENT	LCR Yamaha - Brooklands Sand & Aggregates	9	1:33.490	83.94 mph	135.09 kph
84	CUP	S.LAIDLLOW / J.LAIDLLOW	LCR Yamaha - Marin Motorsports	3	1:34.565	82.99 mph	133.56 kph
76	F2	PEARSON / RESTALL	LCR Suzuki - Direct Commercials / ABS Racing	2	1:44.129	75.36 mph	121.29 kph

Comments:

Class GP - 92.5% of Race Speed = 76.60 mph

Class CUP - 92.5% of Race Speed = 74.36 mph

Weather / Track : Cloudy / Dry

Date: 04/08/2024 Start: 12:46 Finish: 13:08

These results are provisional until the conclusion of any judicial and technical matters.

Cadwell Park: 2.1800 miles

Clerk Of Course:

Tony MacBride

Stewards:

Timekeeper:

Richard Evans



Results can be found at www.tsl-timing.com

Printed - 13:11 Sunday, 04 August 2024



International Sidecar Revival Meeting @ Cadwell Park

British Sidecar Championship

RACE 6 - LAP CHART

LAP 1 @ 12:47:41.988

NO	BEHIND	LAP TIME
95		1:40.733
84	0.660	1:41.393
6	0.796	1:41.529
34	1.621	1:42.354
77	2.054	1:42.787
29	2.534	1:43.267
111	6.878	1:47.611
27	7.273	1:48.006
4	8.220	1:48.953
8	9.182	1:49.915
17	10.194	1:50.927
26	11.317	1:52.050
171	11.506	1:52.239
76	13.023	1:53.756

LAP 2 @ 12:49:16.622

NO	BEHIND	LAP TIME
95		1:34.634
84	1.161	1:35.135
6	1.389	1:35.227
34	2.820	1:35.833
77	3.298	1:35.878
29	3.577	1:35.677
111	12.845	1:40.601
27	13.294	1:40.655
4	13.999	1:40.413
8	16.113	1:41.565
17	19.387	1:43.827
26	20.409	1:43.726
171	21.136	1:44.264
76	22.518	1:44.129

LAP 3 @ 12:50:50.650

NO	BEHIND	LAP TIME
95		1:34.028
84	1.698	1:34.565
6	1.855	1:34.494
77	5.886	1:36.616
29	6.031	1:36.482
27	18.202	1:38.936
111	19.345	1:40.528
4	21.283	1:41.312
8	25.577	1:43.492
17	29.312	1:43.953
26	30.408	1:44.027
171	30.950	1:43.842

LAP 4 @ 12:52:24.652

NO	BEHIND	LAP TIME
95		1:34.002
6	2.423	1:34.570
84	3.314	1:35.618
77	6.735	1:34.851
29	7.082	1:35.053
27	22.944	1:38.744
111	24.640	1:39.297
4	31.155	1:43.874
8	34.364	1:42.789
26	38.013	1:41.607
17	40.250	1:44.940
171	40.684	1:43.736

LAP 5 @ 12:53:59.319

NO	BEHIND	LAP TIME
95		1:34.667
6	1.822	1:34.066
84	3.799	1:35.152
77	7.106	1:35.038
29	7.429	1:35.014
27	26.981	1:38.704
111	28.624	1:38.651
4	39.463	1:42.975
8	43.198	1:43.501
26	44.331	1:40.985
171	49.899	1:43.882
17	52.605	1:47.022

LAP 6 @ 12:55:33.498

NO	BEHIND	LAP TIME
95		1:34.179
6	1.667	1:34.024
84	5.334	1:35.714
77	7.767	1:34.840
29	8.424	1:35.174
27	30.978	1:38.176
111	33.066	1:38.621
4	47.810	1:42.526
8	52.643	1:43.624
26	52.989	1:42.837
171	59.040	1:43.320
17	1:06.986	1:48.560

LAP 7 @ 12:57:07.440

NO	BEHIND	LAP TIME
95		1:33.942
6	1.389	1:33.664
84	7.874	1:36.482
77	9.342	1:35.517
29	9.575	1:35.093
27	34.911	1:37.875
111	37.078	1:37.954
4	55.903	1:42.035
8	1:02.711	1:44.010
26	1:03.297	1:44.250
171	1:09.106	1:44.008

LAP 8 @ 12:58:41.582

NO	BEHIND	LAP TIME
95		1:34.142
6	0.941	1:33.694
77	11.286	1:36.086
29	11.817	1:36.384
84	12.268	1:38.536
27	38.566	1:37.797
111	40.788	1:37.852
4	1:04.059	1:42.298
8	1:12.687	1:44.118
26	1:12.911	1:43.756
171	1:17.465	1:42.501

LAP 9 @ 13:00:15.537

NO	BEHIND	LAP TIME
95		1:33.955

6	0.476	1:33.490
77	12.210	1:34.879
29	12.729	1:34.867
84	16.537	1:38.224
27	42.601	1:37.990
111	45.823	1:38.990
4	1:12.797	1:42.693
8	1:23.269	1:44.537
171	1:26.769	1:43.259

LAP 10 @ 13:01:49.394

NO	BEHIND	LAP TIME
95		1:33.857
6	0.234	1:33.615
77	13.301	1:34.948
29	14.610	1:35.738
84	21.645	1:38.965
27	48.584	1:39.840
111	50.882	1:38.916
4	1:21.741	1:42.801
8	1:32.551	1:43.139

LAP 11 @ 13:03:24.096

NO	BEHIND	LAP TIME
95		1:34.702
6	0.905	1:35.373
171	1 Lap	1:43.785
77	13.451	1:34.852
29	15.361	1:35.453
84	25.390	1:38.447
27	53.973	1:40.091
111	54.417	1:38.237
4	1:29.174	1:42.135

LAP 12 @ 13:04:59.454

NO	BEHIND	LAP TIME
6		1:34.453
8	1 Lap	1:44.266
95	10.932	1:46.290
171	1 Lap	1:45.463
77	13.167	1:35.074
29	15.741	1:35.738
84	28.798	1:38.766
27	58.218	1:39.603
111	58.540	1:39.481

LAP 13 @ 13:06:33.154

NO	BEHIND	LAP TIME
6		1:33.700
4	1 Lap	1:44.023
77	16.135	1:36.668
8	1 Lap	1:43.218
29	18.384	1:36.343
95	20.302	1:43.070
171	1 Lap	1:43.558
84	33.962	1:38.864
27	1:03.283	1:38.765
111	1:03.573	1:38.733

LAP 14 @ 13:08:07.819

NO	BEHIND	LAP TIME
6		1:34.665

4	1 Lap	1:42.055
77	16.336	1:34.866
29	20.524	1:36.805
8	1 Lap	1:43.102
171	1 Lap	1:43.927
84	40.069	1:40.772
27	1:08.619	1:40.001
111	1:08.830	1:39.922
95	1:18.394	2:32.757
89	13 Laps	24:41.885 P

International Sidecar Revival Meeting @ Cadwell Park

British Sidecar Championship

RACE 6 - POSITION CHART

No	Name	Lap															
		Pos	1	2	3	4	5	6	7	8	9	10	11	12	13	14	
84	S.LAIDLAW / J.LAIDLAW	1	95	95	95	95	95	95	95	95	95	95	95	95	95	95	95
95	BLACKSTOCK / ROSN	2	84	84	84	6	6	6	6	6	6	6	6	95	77	77	
6	ELLIS / CLEMENT	3	6	6	6	84	84	84	84	77	77	77	77	77	29	29	
34	S.CHRISTIE / T.CHRIS	4	34	34	77	77	77	77	77	29	29	29	29	29	95	84	
77	REEVES / WILKES	5	77	77	29	29	29	29	29	84	84	84	84	84	84	27	
29	KERSHAW / CHARLW	6	29	29	27	27	27	27	27	27	27	27	27	27	27	111	
93	G.HOLDEN / LAWREN	7	111	111	111	111	111	111	111	111	111	111	111	111	111	95	
2	J.HOLDEN / CONIL	8	27	27	4	4	4	4	4	4	4	4	4	4	4		
27	P.KIRBY / T.KIRBY	9	4	4	8	8	8	8	8	8	8	8	8	8	8		
111	CABLE / RICHARDSON	10	8	8	17	26	26	26	26	26	171	171	171	171	171		
4	PEACH / EDWARDS	11	17	17	26	17	171	171	171	171							
8	BELL / COLBROOK	12	26	26	171	171	17	17									
171	POTTINGER / DODDS	13	171	171													
26	ATKINSON / MIDDLET	14	76	76													
89	C.HAUXWELL / K.HAU	15	89														
17	CLARKE / ENSOR	16															
76	PEARSON / RESTALL	17															

International Sidecar Revival Meeting @ Cadwell Park

British Sidecar Championship

RACE 6 - SECTOR ANALYSIS



SECTOR 1 = FL to I1, SECTOR 2 = I1 to FL, DIFF = Difference To Personal Best Lap, P = Crossed Finish Line in Pit Lane, D = Time Disallowed

P1 6 GP		ELLIS / CLEMENT		LCR Yamaha - Brooklands Sand & Aggregates		
IDEAL LAP TIME : 1:33.477		BEST LAP TIME : 1:33.490		DIFFERENCE : 0.013		
LAP	SECTOR 1	SECTOR 2	LAP TIME	MPH	DIFF	TIME OF DAY
1 -		40.121	1:41.529	77.29	8.039	12:47:42.784
2 -	55.580	39.647	1:35.227	82.41	1.737	12:49:18.011
3 -	54.882	39.612	1:34.494	83.05	1.004	12:50:52.505
4 -	54.722	39.848	1:34.570	82.98	1.080	12:52:27.075
5 -	54.354	39.712	1:34.066	83.43	0.576	12:54:01.141
6 -	54.511	39.513	1:34.024	83.46	0.534	12:55:35.165
7 -	54.080	39.584	1:33.664 (3)	83.78	0.174	12:57:08.829
8 -	54.117	39.577	1:33.694	83.76	0.204	12:58:42.523
9 -	53.983	39.507	1:33.490 (1)	83.94		13:00:16.013
10 -	54.045	39.570	1:33.615 (2)	83.83	0.125	13:01:49.628
11 -	54.345	41.028	1:35.373	82.28	1.883	13:03:25.001
12 -	54.470	39.983	1:34.453	83.08	0.963	13:04:59.454
13 -	54.206	39.494	1:33.700	83.75	0.210	13:06:33.154
14 -	54.596	40.069	1:34.665	82.90	1.175	13:08:07.819

P2 77 GP		REEVES / WILKES		Adolf RS Yamaha - Bonovo Action / Rich Energy		
IDEAL LAP TIME : 1:34.575		BEST LAP TIME : 1:34.840		DIFFERENCE : 0.265		
LAP	SECTOR 1	SECTOR 2	LAP TIME	MPH	DIFF	TIME OF DAY
1 -		40.544	1:42.787	76.35	7.947	12:47:44.042
2 -	55.385	40.493	1:35.878	81.85	1.038	12:49:19.920
3 -	55.787	40.829	1:36.616	81.22	1.776	12:50:56.536
4 -	54.669	40.182	1:34.851 (2)	82.74	0.011	12:52:31.387
5 -	54.838	40.200	1:35.038	82.57	0.198	12:54:06.425
6 -	54.575	40.265	1:34.840 (1)	82.75		12:55:41.265
7 -	54.952	40.565	1:35.517	82.16	0.677	12:57:16.782
8 -	55.082	41.004	1:36.086	81.67	1.246	12:58:52.868
9 -	54.660	40.219	1:34.879	82.71	0.039	13:00:27.747
10 -	54.685	40.263	1:34.948	82.65	0.108	13:02:02.695
11 -	54.782	40.070	1:34.852 (3)	82.74	0.012	13:03:37.547
12 -	54.878	40.196	1:35.074	82.54	0.234	13:05:12.621
13 -	55.878	40.790	1:36.668	81.18	1.828	13:06:49.289
14 -	54.866	40.000	1:34.866	82.72	0.026	13:08:24.155

P3 29 GP		KERSHAW / CHARLWOOD		LCR Yamaha - Quattro Group		
IDEAL LAP TIME : 1:34.614		BEST LAP TIME : 1:34.867		DIFFERENCE : 0.253		
LAP	SECTOR 1	SECTOR 2	LAP TIME	MPH	DIFF	TIME OF DAY
1 -		40.736	1:43.267	75.99	8.400	12:47:44.522
2 -	55.261	40.416	1:35.677	82.02	0.810	12:49:20.199
3 -	55.810	40.672	1:36.482	81.34	1.615	12:50:56.681
4 -	54.901	40.152	1:35.053 (3)	82.56	0.186	12:52:31.734
5 -	54.863	40.151	1:35.014 (2)	82.59	0.147	12:54:06.748
6 -	55.108	40.066	1:35.174	82.46	0.307	12:55:41.922
7 -	54.652	40.441	1:35.093	82.53	0.226	12:57:17.015
8 -	55.153	41.231	1:36.384	81.42	1.517	12:58:53.399
9 -	54.548	40.319	1:34.867 (1)	82.72		13:00:28.266
10 -	54.777	40.961	1:35.738	81.97	0.871	13:02:04.004
11 -	54.877	40.576	1:35.453	82.21	0.586	13:03:39.457
12 -	55.314	40.424	1:35.738	81.97	0.871	13:05:15.195
13 -	55.716	40.627	1:36.343	81.45	1.476	13:06:51.538
14 -	56.339	40.466	1:36.805	81.07	1.938	13:08:28.343

International Sidecar Revival Meeting @ Cadwell Park

British Sidecar Championship

RACE 6 - SECTOR ANALYSIS



SECTOR 1 = FL to I1, SECTOR 2 = I1 to FL, DIFF = Difference To Personal Best Lap, P = Crossed Finish Line in Pit Lane, D = Time Disallowed

P4 84 CUP		S.LAIDLAW / J.LAIDLAW		LCR Yamaha - Marin Motorsports		
IDEAL LAP TIME : 1:34.335		BEST LAP TIME : 1:34.565		DIFFERENCE : 0.230		
LAP	SECTOR 1	SECTOR 2	LAP TIME	MPH	DIFF	TIME OF DAY
1 -		40.372	1:41.393	77.40	6.828	12:47:42.648
2 -	55.157	39.978	1:35.135 (2)	82.49	0.570	12:49:17.783
3 -	54.620	39.945	1:34.565 (1)	82.99		12:50:52.348
4 -	54.390	41.228	1:35.618	82.07	1.053	12:52:27.966
5 -	54.920	40.232	1:35.152 (3)	82.47	0.587	12:54:03.118
6 -	55.177	40.537	1:35.714	81.99	1.149	12:55:38.832
7 -	55.831	40.651	1:36.482	81.34	1.917	12:57:15.314
8 -	56.212	42.324	1:38.536	79.64	3.971	12:58:53.850
9 -	56.652	41.572	1:38.224	79.89	3.659	13:00:32.074
10 -	57.243	41.722	1:38.965	79.30	4.400	13:02:11.039
11 -	56.639	41.808	1:38.447	79.71	3.882	13:03:49.486
12 -	56.577	42.189	1:38.766	79.46	4.201	13:05:28.252
13 -	56.817	42.047	1:38.864	79.38	4.299	13:07:07.116
14 -	57.673	43.099	1:40.772	77.87	6.207	13:08:47.888

P5 27 CUP		P.KIRBY / T.KIRBY		Adolf RS Yamaha - KRT Racing		
IDEAL LAP TIME : 1:37.782		BEST LAP TIME : 1:37.797		DIFFERENCE : 0.015		
LAP	SECTOR 1	SECTOR 2	LAP TIME	MPH	DIFF	TIME OF DAY
1 -		42.345	1:48.006	72.66	10.209	12:47:49.261
2 -	58.020	42.635	1:40.655	77.96	2.858	12:49:29.916
3 -	57.577	41.359	1:38.936	79.32	1.139	12:51:08.852
4 -	57.025	41.719	1:38.744	79.47	0.947	12:52:47.596
5 -	56.957	41.747	1:38.704	79.51	0.907	12:54:26.300
6 -	56.787	41.389	1:38.176	79.93	0.379	12:56:04.476
7 -	56.729	41.146	1:37.875 (2)	80.18	0.078	12:57:42.351
8 -	56.636	41.161	1:37.797 (1)	80.24		12:59:20.148
9 -	56.692	41.298	1:37.990 (3)	80.09	0.193	13:00:58.138
10 -	57.526	42.314	1:39.840	78.60	2.043	13:02:37.978
11 -	57.532	42.559	1:40.091	78.40	2.294	13:04:18.069
12 -	57.668	41.935	1:39.603	78.79	1.806	13:05:57.672
13 -	57.136	41.629	1:38.765	79.46	0.968	13:07:36.437
14 -	57.705	42.296	1:40.001	78.47	2.204	13:09:16.438

P6 111 GP		CABLE / RICHARDSON		LCR Yamaha - L&W Racing		
IDEAL LAP TIME : 1:37.420		BEST LAP TIME : 1:37.852		DIFFERENCE : 0.432		
LAP	SECTOR 1	SECTOR 2	LAP TIME	MPH	DIFF	TIME OF DAY
1 -		42.322	1:47.611	72.92	9.759	12:47:48.866
2 -	58.179	42.422	1:40.601	78.01	2.749	12:49:29.467
3 -	58.823	41.705	1:40.528	78.06	2.676	12:51:09.995
4 -	57.637	41.660	1:39.297	79.03	1.445	12:52:49.292
5 -	57.132	41.519	1:38.651	79.55	0.799	12:54:27.943
6 -	56.804	41.817	1:38.621	79.57	0.769	12:56:06.564
7 -	56.714	41.240	1:37.954 (2)	80.11	0.102	12:57:44.518
8 -	56.180	41.672	1:37.852 (1)	80.20		12:59:22.370
9 -	56.806	42.184	1:38.990	79.28	1.138	13:01:01.360
10 -	56.948	41.968	1:38.916	79.34	1.064	13:02:40.276
11 -	56.850	41.387	1:38.237 (3)	79.88	0.385	13:04:18.513
12 -	57.639	41.842	1:39.481	78.89	1.629	13:05:57.994
13 -	57.310	41.423	1:38.733	79.48	0.881	13:07:36.727
14 -	57.943	41.979	1:39.922	78.54	2.070	13:09:16.649

International Sidecar Revival Meeting @ Cadwell Park

British Sidecar Championship

RACE 6 - SECTOR ANALYSIS



SECTOR 1 = FL to I1, SECTOR 2 = I1 to FL, DIFF = Difference To Personal Best Lap, P = Crossed Finish Line in Pit Lane, D = Time Disallowed

P7 95 GP		BLACKSTOCK / ROSNEY		LCR Yamaha - Dave Holden Racing		
IDEAL LAP TIME : 1:33.568		BEST LAP TIME : 1:33.857		DIFFERENCE : 0.289		
LAP	SECTOR 1	SECTOR 2	LAP TIME	MPH	DIFF	TIME OF DAY
1 -		40.160	1:40.733	77.90	6.876	12:47:41.988
2 -	55.084	39.550	1:34.634	82.93	0.777	12:49:16.622
3 -	54.613	39.415	1:34.028	83.46	0.171	12:50:50.650
4 -	54.431	39.571	1:34.002	83.48	0.145	12:52:24.652
5 -	54.670	39.997	1:34.667	82.90	0.810	12:53:59.319
6 -	54.530	39.649	1:34.179	83.33	0.322	12:55:33.498
7 -	54.162	39.780	1:33.942 (2)	83.54	0.085	12:57:07.440
8 -	54.461	39.681	1:34.142	83.36	0.285	12:58:41.582
9 -	54.262	39.693	1:33.955 (3)	83.53	0.098	13:00:15.537
10 -	54.153	39.704	1:33.857 (1)	83.61		13:01:49.394
11 -	54.336	40.366	1:34.702	82.87	0.845	13:03:24.096
12 -	57.884	48.406	1:46.290	73.83	12.433	13:05:10.386
13 -	1:00.445	42.625	1:43.070	76.14	9.213	13:06:53.456
14 -	1:49.368	43.389	2:32.757	51.37	58.900	13:09:26.213

P8 4 CUP		PEACH / EDWARDS		LCR Yamaha - Life Safety Motorsport		
IDEAL LAP TIME : 1:40.413		BEST LAP TIME : 1:40.413		DIFFERENCE : 0.000		
LAP	SECTOR 1	SECTOR 2	LAP TIME	MPH	DIFF	TIME OF DAY
1 -		42.543	1:48.953	72.03	8.540	12:47:50.208
2 -	58.022	42.391	1:40.413 (1)	78.15		12:49:30.621
3 -	58.199	43.113	1:41.312 (2)	77.46	0.899	12:51:11.933
4 -	59.943	43.931	1:43.874	75.55	3.461	12:52:55.807
5 -	59.368	43.607	1:42.975	76.21	2.562	12:54:38.782
6 -	59.064	43.462	1:42.526	76.54	2.113	12:56:21.308
7 -	58.929	43.106	1:42.035 (3)	76.91	1.622	12:58:03.343
8 -	59.216	43.082	1:42.298	76.71	1.885	12:59:45.641
9 -	59.259	43.434	1:42.693	76.42	2.280	13:01:28.334
10 -	59.344	43.457	1:42.801	76.34	2.388	13:03:11.135
11 -	59.070	43.065	1:42.135	76.84	1.722	13:04:53.270
12 -	59.429	44.594	1:44.023	75.44	3.610	13:06:37.293
13 -	59.297	42.758	1:42.055	76.90	1.642	13:08:19.348

P9 8 CUP		BELL / COLBROOK		Ryde Yamaha - Marin Motorsports		
IDEAL LAP TIME : 1:41.565		BEST LAP TIME : 1:41.565		DIFFERENCE : 0.000		
LAP	SECTOR 1	SECTOR 2	LAP TIME	MPH	DIFF	TIME OF DAY
1 -		42.952	1:49.915	71.40	8.350	12:47:51.170
2 -	58.689	42.876	1:41.565 (1)	77.27		12:49:32.735
3 -	1:00.122	43.370	1:43.492	75.83	1.927	12:51:16.227
4 -	59.747	43.042	1:42.789 (2)	76.35	1.224	12:52:59.016
5 -	59.846	43.655	1:43.501	75.82	1.936	12:54:42.517
6 -	59.672	43.952	1:43.624	75.73	2.059	12:56:26.141
7 -	1:00.279	43.731	1:44.010	75.45	2.445	12:58:10.151
8 -	1:00.224	43.894	1:44.118	75.37	2.553	12:59:54.269
9 -	1:00.810	43.727	1:44.537	75.07	2.972	13:01:38.806
10 -	1:00.030	43.109	1:43.139	76.09	1.574	13:03:21.945
11 -	1:00.613	43.653	1:44.266	75.26	2.701	13:05:06.211
12 -	59.724	43.494	1:43.218	76.03	1.653	13:06:49.429
13 -	59.708	43.394	1:43.102 (3)	76.11	1.537	13:08:32.531

International Sidecar Revival Meeting @ Cadwell Park

British Sidecar Championship

RACE 6 - SECTOR ANALYSIS



SECTOR 1 = FL to I1, SECTOR 2 = I1 to FL, DIFF = Difference To Personal Best Lap, P = Crossed Finish Line in Pit Lane, D = Time Disallowed

P10 171 CUP		POTTINGER / DODDS		LCR Yamaha - GB Precision / Opal Lazer		
IDEAL LAP TIME : 1:42.468		BEST LAP TIME : 1:42.501		DIFFERENCE : 0.033		
LAP	SECTOR 1	SECTOR 2	LAP TIME	MPH	DIFF	TIME OF DAY
1 -		43.620	1:52.239	69.92	9.738	12:47:53.494
2 -	1:01.125	43.139	1:44.264	75.27	1.763	12:49:37.758
3 -	1:00.774	43.068	1:43.842	75.57	1.341	12:51:21.600
4 -	59.825	43.911	1:43.736	75.65	1.235	12:53:05.336
5 -	1:00.369	43.513	1:43.882	75.54	1.381	12:54:49.218
6 -	1:00.018	43.302	1:43.320 (3)	75.95	0.819	12:56:32.538
7 -	1:00.569	43.439	1:44.008	75.45	1.507	12:58:16.546
8 -	59.400	43.101	1:42.501 (1)	76.56		12:59:59.047
9 -	59.522	43.737	1:43.259 (2)	76.00	0.758	13:01:42.306
10 -	59.743	44.042	1:43.785	75.61	1.284	13:03:26.091
11 -	59.935	45.528	1:45.463	74.41	2.962	13:05:11.554
12 -	59.968	43.590	1:43.558	75.78	1.057	13:06:55.112
13 -	1:00.204	43.723	1:43.927	75.51	1.426	13:08:39.039

P11 26 CUP		ATKINSON / MIDDLETON		Adolf RS Yamaha - Mecsia / RAF Engineering		
IDEAL LAP TIME : 1:40.798		BEST LAP TIME : 1:40.985		DIFFERENCE : 0.187		
LAP	SECTOR 1	SECTOR 2	LAP TIME	MPH	DIFF	TIME OF DAY
1 -		43.882	1:52.050	70.04	11.065	12:47:53.305
2 -	1:00.385	43.341	1:43.726	75.66	2.741	12:49:37.031
3 -	1:00.709	43.318	1:44.027	75.44	3.042	12:51:21.058
4 -	59.173	42.434	1:41.607 (2)	77.23	0.622	12:53:02.665
5 -	58.364	42.621	1:40.985 (1)	77.71		12:54:43.650
6 -	59.022	43.815	1:42.837 (3)	76.31	1.852	12:56:26.487
7 -	1:00.214	44.036	1:44.250	75.28	3.265	12:58:10.737
8 -	1:00.024	43.732	1:43.756	75.63	2.771	12:59:54.493

P12 17 CUP		CLARKE / ENSOR		LCR Honda - Centurion Packaging / Finline Sealants / CYB Fib		
IDEAL LAP TIME : 1:43.269		BEST LAP TIME : 1:43.827		DIFFERENCE : 0.558		
LAP	SECTOR 1	SECTOR 2	LAP TIME	MPH	DIFF	TIME OF DAY
1 -		43.450	1:50.927	70.74	7.100	12:47:52.182
2 -	1:00.227	43.600	1:43.827 (1)	75.58		12:49:36.009
3 -	1:00.911	43.042	1:43.953 (2)	75.49	0.126	12:51:19.962
4 -	1:01.358	43.582	1:44.940 (3)	74.78	1.113	12:53:04.902
5 -	1:01.867	45.155	1:47.022	73.33	3.195	12:54:51.924
6 -	1:02.725	45.835	1:48.560	72.29	4.733	12:56:40.484

P13 34 GP		S.CHRISTIE / T.CHRISTIE		LCR Yamaha - Christie Engineering Services		
IDEAL LAP TIME : 1:35.833		BEST LAP TIME : 1:35.833		DIFFERENCE : 0.000		
LAP	SECTOR 1	SECTOR 2	LAP TIME	MPH	DIFF	TIME OF DAY
1 -		40.599	1:42.354	76.67	6.521	12:47:43.609
2 -	55.486	40.347	1:35.833 (1)	81.89		12:49:19.442

P14 76 F2		PEARSON / RESTALL		LCR Suzuki - Direct Commercials / ABS Racing		
IDEAL LAP TIME : 1:44.129		BEST LAP TIME : 1:44.129		DIFFERENCE : 0.000		
LAP	SECTOR 1	SECTOR 2	LAP TIME	MPH	DIFF	TIME OF DAY
1 -		44.082	1:53.756	68.98	9.627	12:47:55.011
2 -	1:00.575	43.554	1:44.129 (1)	75.36		12:49:39.140

P15 89 CUP		C.HAUXWELL / K.HAUXWELL		Adolf RS Yamaha - Haz Beanz / CJK Racing		
IDEAL LAP TIME :		BEST LAP TIME :		DIFFERENCE :		
LAP	SECTOR 1	SECTOR 2	LAP TIME	MPH	DIFF	TIME OF DAY
1 -	OUTLAP	IN PIT	24:41.885 P	5.29		13:10:43.140

International Sidecar Revival Meeting @ Cadwell Park

British Sidecar Championship

RACE 6 - BEST SECTORS

SECTOR 1			SECTOR 2			IDEAL / BEST COMPARISON						
POS	NO	NAME	TIME	NO	NAME	TIME	POS	NO	NAME	IDEAL	BEST	DIFF
									PERFECT LAP	1:33.398		
1	6	ELLIS / CLEMENT	53.983	95	BLACKSTOCK / ROSNEY	39.415	1	6	ELLIS / CLEMENT	1:33.477	1:33.490	0.013
2	95	BLACKSTOCK / ROSNEY	54.153	6	ELLIS / CLEMENT	39.494	2	95	BLACKSTOCK / ROSNEY	1:33.568	1:33.857	0.289
3	84	S.LAIDLLOW / J.LAIDLLOW	54.390	84	S.LAIDLLOW / J.LAIDLLOW	39.945	3	84	S.LAIDLLOW / J.LAIDLLOW	1:34.335	1:34.565	0.230
4	29	KERSHAW / CHARLWOOD	54.548	77	REEVES / WILKES	40.000	4	77	REEVES / WILKES	1:34.575	1:34.840	0.265
5	77	REEVES / WILKES	54.575	29	KERSHAW / CHARLWOOD	40.066	5	29	KERSHAW / CHARLWOOD	1:34.614	1:34.867	0.253
6	34	S.CHRISTIE / T.CHRISTIE	55.486	34	S.CHRISTIE / T.CHRISTIE	40.347	6	34	S.CHRISTIE / T.CHRISTIE	1:35.833	1:35.833	0.000
7	111	CABLE / RICHARDSON	56.180	27	P.KIRBY / T.KIRBY	41.146	7	111	CABLE / RICHARDSON	1:37.420	1:37.852	0.432
8	27	P.KIRBY / T.KIRBY	56.636	111	CABLE / RICHARDSON	41.240	8	27	P.KIRBY / T.KIRBY	1:37.782	1:37.797	0.015
9	4	PEACH / EDWARDS	58.022	4	PEACH / EDWARDS	42.391	9	4	PEACH / EDWARDS	1:40.413	1:40.413	0.000
10	26	ATKINSON / MIDDLETON	58.364	26	ATKINSON / MIDDLETON	42.434	10	26	ATKINSON / MIDDLETON	1:40.798	1:40.985	0.187
11	8	BELL / COLBROOK	58.689	8	BELL / COLBROOK	42.876	11	8	BELL / COLBROOK	1:41.565	1:41.565	0.000
12	171	POTTINGER / DODDS	59.400	17	CLARKE / ENSOR	43.042	12	171	POTTINGER / DODDS	1:42.468	1:42.501	0.033
13	17	CLARKE / ENSOR	1:00.227	171	POTTINGER / DODDS	43.068	13	17	CLARKE / ENSOR	1:43.269	1:43.827	0.558
14	76	PEARSON / RESTALL	1:00.575	76	PEARSON / RESTALL	43.554	14	76	PEARSON / RESTALL	1:44.129	1:44.129	0.000
15							15	89	C.HAUXWELL / K.HALL			
16												

International Sidecar Revival Meeting @ Cadwell Park

British Sidecar Championship

RACE 6 - STATISTICS

Competitors Started	16
Planned Start	2024-08-04 @ 11:45:00.000
Actual Start	2024-08-04 @ 12:46:01.254
Finish Time	2024-08-04 @ 13:08:07.818
Track Length	2.1800mi.
Total Laps	156
Total Distance Covered	340.0829mi.

Session Fastest Lap History

NO	CL	NAME	LAP TIME	TIME OF DAY	LAP	VEHICLE
95	GP	BLACKSTOCK / ROSNEY	1:34.634	12:49:16.642	2	LCR Yamaha
95	GP	BLACKSTOCK / ROSNEY	1:34.028	12:50:50.671	3	LCR Yamaha
95	GP	BLACKSTOCK / ROSNEY	1:34.002	12:52:24.672	4	LCR Yamaha
95	GP	BLACKSTOCK / ROSNEY	1:33.942	12:57:07.462	7	LCR Yamaha
6	GP	ELLIS / CLEMENT	1:33.664	12:57:08.847	7	LCR Yamaha
6	GP	ELLIS / CLEMENT	1:33.490	13:00:16.032	9	LCR Yamaha

Session Leader History

NO	CL	NAME	FROM LAP	LAPS LED	DISTANCE	VEHICLE
95	GP	BLACKSTOCK / ROSNEY	1	11	23.98 miles	LCR Yamaha
6	GP	ELLIS / CLEMENT	12	3	6.54 miles	LCR Yamaha

Flag History

TYPE	TIME OF DAY
GREEN	12:46:01.254
FINISH	13:08:07.818

Flag Statistics

TYPE	COUNT	TOTAL LAPS	TOTAL TIME
Green	1	14	25:06.117
Red	0	0	0.000
Safety Car	0	0	0.000
FCY	0	0	0.000

International Sidecar Revival Meeting @ Cadwell Park

British Sidecar Championship

RACE 6 - STATISTICS

CLASS : CUP

8 Starters

Fastest Lap History

NO	NAME	LAP TIME	TIME OF DAY	LAP	VEHICLE
84	S.LAIDLAW / J.LAIDLAW	1:35.135	12:49:17.802	2	LCR Yamaha
84	S.LAIDLAW / J.LAIDLAW	1:34.565	12:50:52.368	3	LCR Yamaha

Leader History

NO	NAME	FROM LAP	LAPS LED	DISTANCE	VEHICLE
84	S.LAIDLAW / J.LAIDLAW	1	14	30.52 miles	LCR Yamaha

International Sidecar Revival Meeting @ Cadwell Park

British Sidecar Championship

RACE 6 - STATISTICS

CLASS : F2

1 Starters

Fastest Lap History

NO	NAME	LAP TIME	TIME OF DAY	LAP	VEHICLE
76	PEARSON / RESTALL	1:44.129	12:49:39.163	2	LCR Suzuki

Leader History

NO	NAME	FROM LAP	LAPS LED	DISTANCE	VEHICLE
76	PEARSON / RESTALL	1	2	4.36 miles	LCR Suzuki

International Sidecar Revival Meeting @ Cadwell Park

British Sidecar Championship

RACE 6 - STATISTICS

CLASS : GP

7 Starters

Fastest Lap History

NO	NAME	LAP TIME	TIME OF DAY	LAP	VEHICLE
95	BLACKSTOCK / ROSNEY	1:34.634	12:49:16.642	2	LCR Yamaha
95	BLACKSTOCK / ROSNEY	1:34.028	12:50:50.671	3	LCR Yamaha
95	BLACKSTOCK / ROSNEY	1:34.002	12:52:24.672	4	LCR Yamaha
95	BLACKSTOCK / ROSNEY	1:33.942	12:57:07.462	7	LCR Yamaha
6	ELLIS / CLEMENT	1:33.664	12:57:08.847	7	LCR Yamaha
6	ELLIS / CLEMENT	1:33.490	13:00:16.032	9	LCR Yamaha

Leader History

NO	NAME	FROM LAP	LAPS LED	DISTANCE	VEHICLE
95	BLACKSTOCK / ROSNEY	1	11	23.98 miles	LCR Yamaha
6	ELLIS / CLEMENT	12	3	6.54 miles	LCR Yamaha

International Sidecar Revival Meeting @ Cadwell Park



British Sidecar Championship

RACE 13 - GRID (14 Laps)

ROW 10	28	91	WILLIAMS / PITT	1		1	
ROW 9	25	2	J.HOLDEN / CONIL	26		27	5 BIGGS / SEGERS
ROW 8	22	76	PEARSON / RESTALL	23		24	89 C.HAUZWELL / K.HAUZWELL
ROW 7	19	93	G.HOLDEN / LAWRENCE	20		21	17 CLARKE / ENSOR
ROW 6	16	8	BELL / COLBROOK	17		18	171 POTTINGER / DODDS
ROW 5	13	4	PEACH / EDWARDS	14		15	26 ATKINSON / MIDDLETON
ROW 4	10	27	P.KIRBY / T.KIRBY	11		12	111 CABLE / RICHARDSON
ROW 3	7	29	KERSHAW / CHARLWOOD	8		9	34 S.CHRISTIE / T.CHRISTIE
ROW 2	4	84	S.LAIDLAW / J.LAIDLAW	5		6	77 REEVES / WILKES
ROW 1	1	6	ELLIS / CLEMENT	2		3	95 BLACKSTOCK / ROSNEY

Pole

These results are provisional until the conclusion of any judicial and technical matters.

Cadwell Park: 2.1800 miles

Clerk Of Course: <i>Tony MacBride</i>	Stewards:	Timekeeper: <i>Richard Evans</i>	
------------------------------------------	-----------	-------------------------------------	--

Results can be found at www.tsl-timing.com

Printed - 13:19 Sunday, 04 August 2024



2024 British Sidecar Championship
OVERALL RIDERS CHAMPIONSHIP CLASSIFICATION



		TOTAL	GAP	DIFF															Wins	Seconds	Thirds
					1	2	3	4	5	6	7	8	9	10	11	12	13	14			
					13th / 14th April Pembrey			17th - 19th May Donington Park GP		14th - 16th June Knockhill		5th - 7th July Snetterton 300		3rd / 4th August Cadwell Park		13th - 13th October Brands Hatch GP					
1	S. LAIDLAW / J. LAIDLAW (LCR Yamaha) - CUP	216.5			22	20	25	18	18	12.5	25	20	20	18	18			3	1	3	
2	BLACKSTOCK / ROSNEY (LCR Yamaha) - GP	209	7.5		25	25		20	25	11	22	22	22	25	12			4	4	1	
3	KERSHAW / CHARLWOOD & SHARPE (LCR Yamaha) - GP	156	60.5	53				22	20	10	20	25	25	14	20			2	1	4	
4	G. HOLDEN / LAWRENCE (LCR Kawasaki) - GP	154	62.5	2	20	18	12	16	16	8	16	18	18	12				0	0	1	
5	BIGGS / SEGERS (LCR Yamaha) - GP	121	95.5	33	18	12	20	8	14	5	14	16	14					0	0	1	
6	P. KIRBY / T. KIRBY (Adolf RS Yamaha) - CUP	116	100.5	5	16	10	22	12	10			12	10	8	16			0	1	0	
7	J. HOLDEN / GORDON (LCR Yamaha) - GP	81	135.5	35	12	14	8			7		14	16	10				0	0	0	
8	CLARKE / ENSOR (LCR Honda) - CUP	74	142.5	7	10	8	16	10	6		12	6	6					0	0	0	
9	S.CHRISTIE / T.CHRISTIE (LCR Yamaha) - GP	69	147.5	5				25	22					22				1	2	0	
10	ATKINSON / SMITH (Adolf RS Yamaha) - CUP	55	161.5	14	2	6	6	6	5	4	10	8	8					0	0	0	
11	CABLE / RICHARDSON (LCR Yamaha) - GP	54	162.5	1				4	8			10	12	6	14			0	0	0	
12	P.BELL / HYDE (LCR Yamaha) - CUP	53	163.5	1				14	12	9	18							0	0	0	
13	R. STEVENS / W. STEVENS (Ryde Yamaha) - CUP	48	168.5	5	14	16	18											0	0	0	
14	ELLIS / CLEMENT (LCR Yamaha) - GP	45	171.5	3									20	25				1	0	1	
15	WILLIAMS / PITT (LCR Yamaha) - GP	42	174.5	3	6	22	14											0	1	0	
16	PEACH / EDWARDS (LCR Yamaha) - CUP	41	175.5	1	4			3	3	6		5	5	5	10			0	0	0	
17	REEVES / WILKES (Adolf RS Yamaha) - GP	38	178.5	3										16	22			0	1	0	
18	M.BELL / COLBROOK (Ryde Yamaha) - CUP	29	187.5	9				5	4	8				4	8			0	0	0	
19	R. CROWE / C. CROWE (LCR Honda) - F2	18	198.5	11	8	10												0	0	0	
20	POTTINGER / DODDS (LCR Yamaha) - CUP	17	199.5	1								4	4	3	6			0	0	0	
21	MOSS / HOPE (LCR Yamaha) - CUP	12	204.5	5	1			1		3	6	1						0	0	0	
22	PEARSON / RESTALL (LCR Suzuki) - F2	10	206.5	2	4			2	2			2						0	0	0	
23	A. FOUNDS / GIBBONS (LCR Yamaha) - F2	8	208.5	2	3	5												0	0	0	
22	NICOL / CONIL (LCR Yamaha) - CUP	5	211.5	3	5													0	0	0	
23	C.HAUXWELL / K.HAUXWELL (Adolf RS Yamaha) - CUP	4	212.5	1				1				3						0	0	0	

2024 British Sidecar Championship
GP RIDERS CHAMPIONSHIP CLASSIFICATION



	TOTAL	GAP	DIFF	13th / 14th April Pembrey			17th - 19th May Dorington Park GP		14th - 16th June Knockhill		5th - 7th July Snetterton 300		3rd / 4th August Cadwell Park		11th - 13th October Brands Hatch GP		Wins	Seconds	Thirds
				1	2	3	4	5	6	7	8	9	10	11	12	13			
1	BLACKSTOCK / ROSNEY (LCR Yamaha)	217.5			25	25	20	25	12.5	25	22	22	25	16			6	2	1
2	G. HOLDEN / LAWRENCE (LCR Kawasaki)	182	35.5		22	20	20	18	18	10	20	20	20	14			0	1	6
3	KERSHAW / CHARLWOOD & SHARPE (LCR Yamaha)	161	56.5	21				22	20	11	22	25	25	16	20		2	3	2
4	BIGGS / SEGERS (LCR Yamaha)	153	64.5	8	20	16	25	16	16	8	18	18	16				1	0	1
5	J. HOLDEN / GORDON (LCR Yamaha)	109	108.5	44	18	18	18			9		16	18	12			0	0	0
6	CABLE / RICHARDSON (LCR Yamaha)	84	133.5	25				14	14			14	14	10	18		0	0	0
7	S.CHIRSTIE / T.CHIRSTIE (LCR Yamaha)	69	148.5	15				25	22				22				1	2	0
8	WILLIAMS / PITT (LCR Yamaha)	60	157.5	9	16	22	22										0	2	0
9	ELLIS / CLEMENT (LCR Yamaha)	45	172.5	15									20	25			1	0	1
10	REEVES / WILKES (Adolf RS Yamaha)	40	177.5	5									18	22			0	1	0

2024 British Sidecar Championship
CUP RIDERS CHAMPIONSHIP CLASSIFICATION



		TOTAL	GAP	DIFF	13th / 14th April Pembrey		17th - 19th May Donington Park GP		14th - 16th June Knockhill		5th - 7th July Snetterton 300		3rd / 4th August Cadwell Park		11th - 13th October Brands Hatch GP		Wins	Seconds	Thirds	
					1	2	3	4	5	6	7	8	9	10	11	12				13
1	S. LAIDLAW / J. LAIDLAW (LCR Yamaha)	262.5			25	25	25	25	25	12.5	25	25	25	25				11	0	0
2	P. KIRBY / T. KIRBY (Adolf RS Yamaha)	192	70.5		22	20	22	20	20			22	22	22	22			0	6	3
3	CLARKE / ENSOR (LCR Honda)	146	116.5	46	18	18	18	18	18	20	18	18						0	0	1
4	ATKINSON / SMITH (Adolf RS Yamaha)	143	119.5	3	12	16	16	16	16	9	18	20	20					0	0	2
5	PEACH / EDWARDS (LCR Yamaha)	120	142.5	23	14			12	12	10		16	16	20	20			0	0	3
6	M.BELL / COLBROOK (LCR Yamaha)	80	182.5	40				14	14	16			18	18				0	0	0
7	P.BELL / HYDE (LCR Yamaha)	77	185.5	3				22	22	11	22							0	4	0
8	R. STEVENS / W. STEVENS (Ryde Yamaha)	62	200.5	15	20	22	20											0	1	2
9	POTTINGER / DODDS (LCR Yamaha)	60	202.5	2								14	14	16	16			0	0	0
10	MOSS / HOPE (LCR Yamaha)	52	210.5	8	10			10		8	14	10						0	0	0
11	C.HAUXWELL / K.HAUXWELL (Adolf RS Yamaha)	22	240.5	30				10				12						0	0	0

International Sidecar Revival Meeting @ Cadwell Park



British Sidecar Championship

RACE 13 - CLASSIFICATION

Race Distance: 12 Laps / 26.16 miles

POS	NO	CL	PIC	NAME	ENTRY	LAPS	TIME	GAP	DIFF	MPH	BEST	ON	GRD	↑↓
1	95	GP	1	BLACKSTOCK / ROSNEY	LCR Yamaha - Dave Holden Racing	12	18:54.794			82.99	1:33.684	9	2	1
2	6	GP	2	ELLIS / CLEMENT	LCR Yamaha - Brooklands Sand & Aggregates	12	18:55.010	0.216	0.216	82.97	1:33.692	5	1	-1
3	84	CUP	1	S.LAIDLLOW / J.LAIDLLOW	LCR Yamaha - Marin Motorsports	12	19:01.949	7.155	6.939	82.47	1:33.444	8	3	0
4	29	GP	3	KERSHAW / CHARLWOOD	LCR Yamaha - Quattro Group	12	19:04.183	9.389	2.234	82.30	1:33.843	9	5	1
5	34	GP	4	S.CHRISTIE / T.CHRISTIE	LCR Yamaha - Christie Engineering Services	12	19:07.026	12.232	2.843	82.10	1:34.062	9	6	1
6	2	GP	5	J.HOLDEN / CONIL	LCR Yamaha - John Holden Racing	12	19:51.180	56.386	44.154	79.06	1:37.195	10	17	11
7	111	GP	6	CABLE / RICHARDSON	LCR Yamaha - L&W Racing	12	19:54.709	59.915	3.529	78.82	1:38.553	5	8	1
8	27	CUP	2	P.KIRBY / T.KIRBY	Adolf RS Yamaha - KRT Racing	12	20:15.541	1:20.747	20.832	77.47	1:39.395	11	7	-1
9	4	CUP	3	PEACH / EDWARDS	LCR Yamaha - Life Safety Motorsport	12	20:18.395	1:23.601	2.854	77.29	1:39.477	9	9	0
10	17	CUP	4	CLARKE / ENSOR	LCR Honda - Centurion Packaging / Fineline Sealants / CYB	12	20:18.772	1:23.978	0.377	77.27	1:39.122	7	14	4
11	26	CUP	5	ATKINSON / MIDDLETON	Adolf RS Yamaha - Mecsia / RAF Engineering	12	20:35.379	1:40.585	16.607	76.23	1:39.959	7	10	-1
12	8	CUP	6	BELL / COLBROOK	Ryde Yamaha - Marin Motorsports	11	19:03.998	1 Lap	1 Lap	75.46	1:42.555	3	11	-1
13	171	CUP	7	POTTINGER / DODDS	LCR Yamaha - GB Precision / Opal Lazer	11	19:05.013	1 Lap	1.015	75.39	1:42.350	7	12	-1

NOT CLASSIFIED

DNF	77	GP		REEVES / WILKES	Adolf RS Yamaha - Bonovo Action / Rich Energy	3	4:52.607	9 Laps	8 Laps	80.46	1:35.564	2	4	
DNF	89	CUP		C.HAUXWELL / K.HAUXWELL	Adolf RS Yamaha - Haz Beanz / CJK Racing	3	5:48.443	9 Laps	55.836	67.56	1:52.949	3	16	

FASTEST LAP

84	CUP	S.LAIDLLOW / J.LAIDLLOW	LCR Yamaha - Marin Motorsports	8	1:33.444	83.98 mph	135.16 kph
95	GP	BLACKSTOCK / ROSNEY	LCR Yamaha - Dave Holden Racing	9	1:33.684	83.77 mph	134.81 kph

Comments:

Class GP - 92.5% of Race Speed = 76.76 mph
 Class CUP - 92.5% of Race Speed = 76.28 mph

Weather / Track : Bright / Dry

These results are provisional until the conclusion of any judicial and technical matters.

Date: 04/08/2024 Start: 16:45 Finish: 17:04

Cadwell Park: 2.1800 miles

Clerk Of Course:

Tony MacBride

Stewards:

Timekeeper:

Richard Evans



Results can be found at www.tsl-timing.com

Printed - 17:06 Sunday, 04 August 2024



International Sidecar Revival Meeting @ Cadwell Park

British Sidecar Championship

RACE 13 - LAP CHART

LAP 1 @ 16:46:51.153

NO	BEHIND	LAP TIME
95		1:39.260
6	0.400	1:39.660
77	1.666	1:40.926
84	1.869	1:41.129
29	2.474	1:41.734
34	3.112	1:42.372
111	7.295	1:46.555
27	7.654	1:46.914
8	10.448	1:49.708
17	10.632	1:49.892
4	11.434	1:50.694
2	11.676	1:50.936
26	12.175	1:51.435
171	13.033	1:52.293
89	22.805	2:02.065

LAP 2 @ 16:48:24.895

NO	BEHIND	LAP TIME
95		1:33.742
6	0.582	1:33.924
77	3.488	1:35.564
84	3.648	1:35.521
29	4.182	1:35.450
34	4.672	1:35.302
111	13.151	1:39.598
27	13.944	1:40.032
2	15.883	1:37.949
8	19.443	1:42.737
17	19.692	1:42.802
4	20.069	1:42.377
26	20.888	1:42.455
171	22.788	1:43.497
89	42.492	1:53.429

LAP 3 @ 16:49:58.792

NO	BEHIND	LAP TIME
95		1:33.897
6	0.597	1:33.912
84	4.154	1:34.403
77	5.708	1:36.117
29	5.901	1:35.616
34	6.242	1:35.467
111	18.301	1:39.047
27	19.877	1:39.830
2	20.177	1:38.191
8	28.101	1:42.555
4	28.310	1:42.138
17	28.694	1:42.899
26	29.626	1:42.635
171	33.406	1:44.515
89	1:01.544	1:52.949

LAP 4 @ 16:51:32.640

NO	BEHIND	LAP TIME
95		1:33.848
6	0.595	1:33.846
84	4.041	1:33.735
29	7.371	1:35.318
34	7.797	1:35.403
111	23.910	1:39.457
2	24.656	1:38.327

27	26.019	1:39.990
4	36.232	1:41.770
8	37.522	1:43.269
17	37.924	1:43.078
26	38.587	1:42.809
171	43.386	1:43.828

LAP 5 @ 16:53:06.565

NO	BEHIND	LAP TIME
95		1:33.925
6	0.362	1:33.692
84	3.856	1:33.740
29	7.766	1:34.320
34	8.086	1:34.214
111	28.538	1:38.553
2	28.994	1:38.263
27	32.093	1:39.999
4	42.220	1:39.913
17	45.663	1:41.664
26	46.641	1:41.979
8	48.102	1:44.505
171	52.582	1:43.121

LAP 6 @ 16:54:40.795

NO	BEHIND	LAP TIME
95		1:34.230
6	0.506	1:34.374
84	3.484	1:33.858
29	8.102	1:34.566
34	8.535	1:34.679
111	32.865	1:38.557
2	33.510	1:38.746
27	39.023	1:41.160
4	47.568	1:39.578
17	50.617	1:39.184
26	52.673	1:40.262
8	57.024	1:43.152
171	1:00.873	1:42.521

LAP 7 @ 16:56:15.100

NO	BEHIND	LAP TIME
95		1:34.305
6	0.630	1:34.429
84	3.024	1:33.845
29	8.237	1:34.440
34	8.710	1:34.480
111	37.367	1:38.807
2	37.913	1:38.708
27	46.484	1:41.766
4	54.015	1:40.752
17	55.434	1:39.122
26	58.327	1:39.959
8	1:06.424	1:43.705
171	1:08.918	1:42.350

LAP 8 @ 16:57:48.968

NO	BEHIND	LAP TIME
95		1:33.868
6	0.639	1:33.877
84	2.600	1:33.444
29	8.971	1:34.602
34	9.567	1:34.725
111	42.259	1:38.760

2	42.677	1:38.632
27	52.772	1:40.156
4	1:00.705	1:40.558
17	1:01.594	1:40.028
26	1:07.264	1:42.805
8	1:15.695	1:43.139
171	1:17.603	1:42.553

LAP 9 @ 16:59:22.652

NO	BEHIND	LAP TIME
95		1:33.684
6	0.741	1:33.786
84	3.008	1:34.092
29	9.130	1:33.843
34	9.945	1:34.062
2	46.237	1:37.244
111	47.179	1:38.604
27	1:01.136	1:42.048
4	1:06.498	1:39.477
17	1:07.204	1:39.294
26	1:15.520	1:41.940
8	1:25.244	1:43.233
171	1:26.612	1:42.693

LAP 10 @ 17:00:56.874

NO	BEHIND	LAP TIME
95		1:34.222
6	0.357	1:33.838
84	4.579	1:35.793
29	9.463	1:34.555
34	9.902	1:34.179
2	49.210	1:37.195
111	51.865	1:38.908
27	1:08.513	1:41.599
4	1:12.010	1:39.734
17	1:12.471	1:39.489
26	1:24.013	1:42.715
8	1:33.683	1:42.661

LAP 11 @ 17:02:31.584

NO	BEHIND	LAP TIME
95		1:34.710
171	1 Lap	1:42.450
6	0.180	1:34.533
84	4.785	1:34.916
29	9.043	1:34.290
34	10.015	1:34.823
2	52.327	1:37.827
111	56.137	1:38.982
27	1:13.198	1:39.395
4	1:18.629	1:41.329
17	1:18.913	1:41.152
26	1:30.988	1:41.685

LAP 12 @ 17:04:06.687

NO	BEHIND	LAP TIME
95		1:35.103
6	0.216	1:35.139
84	7.155	1:37.473
8	1 Lap	1:45.334
29	9.389	1:35.449
171	1 Lap	1:45.192
34	12.232	1:37.320

2	56.386	1:39.162
111	59.915	1:38.881
27	1:20.747	1:42.652
4	1:23.601	1:40.075
17	1:23.978	1:40.168
26	1:40.585	1:44.700

International Sidecar Revival Meeting @ Cadwell Park

British Sidecar Championship

RACE 13 - POSITION CHART

No	Name	Lap												
		Pos	1	2	3	4	5	6	7	8	9	10	11	12
6	ELLIS / CLEMENT	1	95	95	95	95	95	95	95	95	95	95	95	95
95	BLACKSTOCK / ROSN	2	6	6	6	6	6	6	6	6	6	6	6	6
84	S.LAIDLAW / J.LAIDLAW	3	77	77	84	84	84	84	84	84	84	84	84	84
77	REEVES / WILKES	4	84	84	77	29	29	29	29	29	29	29	29	29
29	KERSHAW / CHARLW	5	29	29	29	34	34	34	34	34	34	34	34	34
34	S.CHRISTIE / T.CHRIS	6	34	34	34	111	111	111	111	111	2	2	2	2
27	P.KIRBY / T.KIRBY	7	111	111	111	2	2	2	2	2	111	111	111	111
111	CABLE / RICHARDSON	8	27	27	27	27	27	27	27	27	27	27	27	27
4	PEACH / EDWARDS	9	8	2	2	4	4	4	4	4	4	4	4	4
26	ATKINSON / MIDDLET	10	17	8	8	8	17	17	17	17	17	17	17	17
8	BELL / COLBROOK	11	4	17	4	17	26	26	26	26	26	26	26	26
171	POTTINGER / DODDS	12	2	4	17	26	8	8	8	8	8	8	8	8
17	CLARKE / ENSOR	13	26	26	26	171	171	171	171	171	171	171	171	171
89	C.HAUZWELL / K.HAU	14	171	171	171									
2	J.HOLDEN / CONIL	15	89	89	89									

International Sidecar Revival Meeting @ Cadwell Park

British Sidecar Championship

RACE 13 - SECTOR ANALYSIS



SECTOR 1 = FL to I1, SECTOR 2 = I1 to FL, DIFF = Difference To Personal Best Lap, P = Crossed Finish Line in Pit Lane, D = Time Disallowed

P1		95 GP		BLACKSTOCK / ROSNEY		LCR Yamaha - Dave Holden Racing	
IDEAL LAP TIME : 1:33.491		BEST LAP TIME : 1:33.684		DIFFERENCE : 0.193			
LAP	SECTOR 1	SECTOR 2	LAP TIME	MPH	DIFF	TIME OF DAY	
1 -		40.016	1:39.260	79.06	5.576	16:46:51.153	
2 -	54.384	39.358	1:33.742 (2)	83.71	0.058	16:48:24.895	
3 -	54.376	39.521	1:33.897	83.58	0.213	16:49:58.792	
4 -	54.295	39.553	1:33.848 (3)	83.62	0.164	16:51:32.640	
5 -	54.305	39.620	1:33.925	83.55	0.241	16:53:06.565	
6 -	54.525	39.705	1:34.230	83.28	0.546	16:54:40.795	
7 -	54.743	39.562	1:34.305	83.22	0.621	16:56:15.100	
8 -	54.330	39.538	1:33.868	83.60	0.184	16:57:48.968	
9 -	54.133	39.551	1:33.684 (1)	83.77		16:59:22.652	
10 -	54.478	39.744	1:34.222	83.29	0.538	17:00:56.874	
11 -	54.443	40.267	1:34.710	82.86	1.026	17:02:31.584	
12 -	54.993	40.110	1:35.103	82.52	1.419	17:04:06.687	

P2		6 GP		ELLIS / CLEMENT		LCR Yamaha - Brooklands Sand & Aggregates	
IDEAL LAP TIME : 1:33.586		BEST LAP TIME : 1:33.692		DIFFERENCE : 0.106			
LAP	SECTOR 1	SECTOR 2	LAP TIME	MPH	DIFF	TIME OF DAY	
1 -		39.880	1:39.660	78.74	5.968	16:46:51.553	
2 -	54.356	39.568	1:33.924	83.55	0.232	16:48:25.477	
3 -	54.275	39.637	1:33.912	83.56	0.220	16:49:59.389	
4 -	54.347	39.499	1:33.846	83.62	0.154	16:51:33.235	
5 -	54.154	39.538	1:33.692 (1)	83.76		16:53:06.927	
6 -	54.412	39.962	1:34.374	83.15	0.682	16:54:41.301	
7 -	54.697	39.732	1:34.429	83.11	0.737	16:56:15.730	
8 -	54.204	39.673	1:33.877	83.59	0.185	16:57:49.607	
9 -	54.087	39.699	1:33.786 (2)	83.68	0.094	16:59:23.393	
10 -	54.094	39.744	1:33.838 (3)	83.63	0.146	17:00:57.231	
11 -	54.495	40.038	1:34.533	83.01	0.841	17:02:31.764	
12 -	55.400	39.739	1:35.139	82.49	1.447	17:04:06.903	

P3		84 CUP		S.LAIDLAW / J.LAIDLAW		LCR Yamaha - Marin Motorsports	
IDEAL LAP TIME : 1:33.444		BEST LAP TIME : 1:33.444		DIFFERENCE : 0.000			
LAP	SECTOR 1	SECTOR 2	LAP TIME	MPH	DIFF	TIME OF DAY	
1 -		40.680	1:41.129	77.60	7.685	16:46:53.022	
2 -	54.908	40.613	1:35.521	82.16	2.077	16:48:28.543	
3 -	54.729	39.674	1:34.403	83.13	0.959	16:50:02.946	
4 -	54.144	39.591	1:33.735 (2)	83.72	0.291	16:51:36.681	
5 -	54.130	39.610	1:33.740 (3)	83.72	0.296	16:53:10.421	
6 -	54.040	39.818	1:33.858	83.61	0.414	16:54:44.279	
7 -	54.214	39.631	1:33.845	83.62	0.401	16:56:18.124	
8 -	53.975	39.469	1:33.444 (1)	83.98		16:57:51.568	
9 -	54.309	39.783	1:34.092	83.40	0.648	16:59:25.660	
10 -	54.917	40.876	1:35.793	81.92	2.349	17:01:01.453	
11 -	54.772	40.144	1:34.916	82.68	1.472	17:02:36.369	
12 -	55.523	41.950	1:37.473	80.51	4.029	17:04:13.842	

International Sidecar Revival Meeting @ Cadwell Park

British Sidecar Championship

RACE 13 - SECTOR ANALYSIS



SECTOR 1 = FL to I1, SECTOR 2 = I1 to FL, DIFF = Difference To Personal Best Lap, P = Crossed Finish Line in Pit Lane, D = Time Disallowed

P4		29 GP		KERSHAW / CHARLWOOD		LCR Yamaha - Quattro Group	
IDEAL LAP TIME : 1:33.843		BEST LAP TIME : 1:33.843		DIFFERENCE : 0.000			
LAP	SECTOR 1	SECTOR 2	LAP TIME	MPH	DIFF	TIME OF DAY	
1 -		40.504	1:41.734	77.14	7.891	16:46:53.627	
2 -	54.854	40.596	1:35.450	82.22	1.607	16:48:29.077	
3 -	55.216	40.400	1:35.616	82.07	1.773	16:50:04.693	
4 -	55.390	39.928	1:35.318	82.33	1.475	16:51:40.011	
5 -	54.492	39.828	1:34.320 (3)	83.20	0.477	16:53:14.331	
6 -	54.568	39.998	1:34.566	82.99	0.723	16:54:48.897	
7 -	54.547	39.893	1:34.440	83.10	0.597	16:56:23.337	
8 -	54.856	39.746	1:34.602	82.95	0.759	16:57:57.939	
9 -	54.218	39.625	1:33.843 (1)	83.62		16:59:31.782	
10 -	54.513	40.042	1:34.555	83.00	0.712	17:01:06.337	
11 -	54.407	39.883	1:34.290 (2)	83.23	0.447	17:02:40.627	
12 -	54.443	41.006	1:35.449	82.22	1.606	17:04:16.076	

P5		34 GP		S.CHRISTIE / T.CHRISTIE		LCR Yamaha - Christie Engineering Services	
IDEAL LAP TIME : 1:33.907		BEST LAP TIME : 1:34.062		DIFFERENCE : 0.155			
LAP	SECTOR 1	SECTOR 2	LAP TIME	MPH	DIFF	TIME OF DAY	
1 -		40.798	1:42.372	76.66	8.310	16:46:54.265	
2 -	54.646	40.656	1:35.302	82.34	1.240	16:48:29.567	
3 -	55.108	40.359	1:35.467	82.20	1.405	16:50:05.034	
4 -	55.497	39.906	1:35.403	82.26	1.341	16:51:40.437	
5 -	54.289	39.925	1:34.214 (3)	83.30	0.152	16:53:14.651	
6 -	54.759	39.920	1:34.679	82.89	0.617	16:54:49.330	
7 -	54.556	39.924	1:34.480	83.06	0.418	16:56:23.810	
8 -	54.640	40.085	1:34.725	82.85	0.663	16:57:58.535	
9 -	54.323	39.739	1:34.062 (1)	83.43		16:59:32.597	
10 -	54.168	40.011	1:34.179 (2)	83.33	0.117	17:01:06.776	
11 -	54.516	40.307	1:34.823	82.76	0.761	17:02:41.599	
12 -	55.827	41.493	1:37.320	80.64	3.258	17:04:18.919	

P6		2 GP		J.HOLDEN / CONIL		LCR Yamaha - John Holden Racing	
IDEAL LAP TIME : 1:36.890		BEST LAP TIME : 1:37.195		DIFFERENCE : 0.305			
LAP	SECTOR 1	SECTOR 2	LAP TIME	MPH	DIFF	TIME OF DAY	
1 -		43.982	1:50.936	70.74	13.741	16:47:02.829	
2 -	56.885	41.064	1:37.949	80.12	0.754	16:48:40.778	
3 -	55.933	42.258	1:38.191	79.92	0.996	16:50:18.969	
4 -	56.241	42.086	1:38.327	79.81	1.132	16:51:57.296	
5 -	56.718	41.545	1:38.263	79.86	1.068	16:53:35.559	
6 -	56.959	41.787	1:38.746	79.47	1.551	16:55:14.305	
7 -	57.062	41.646	1:38.708	79.50	1.513	16:56:53.013	
8 -	56.812	41.820	1:38.632	79.56	1.437	16:58:31.645	
9 -	56.287	40.957	1:37.244 (2)	80.70	0.049	17:00:08.889	
10 -	55.993	41.202	1:37.195 (1)	80.74		17:01:46.084	
11 -	56.202	41.625	1:37.827 (3)	80.22	0.632	17:03:23.911	
12 -	57.059	42.103	1:39.162	79.14	1.967	17:05:03.073	

International Sidecar Revival Meeting @ Cadwell Park

British Sidecar Championship

RACE 13 - SECTOR ANALYSIS



SECTOR 1 = FL to I1, SECTOR 2 = I1 to FL, DIFF = Difference To Personal Best Lap, P = Crossed Finish Line in Pit Lane, D = Time Disallowed

P7		111 GP		CABLE / RICHARDSON		LCR Yamaha - L&W Racing	
IDEAL LAP TIME : 1:38.289		BEST LAP TIME : 1:38.553		DIFFERENCE : 0.264			
LAP	SECTOR 1	SECTOR 2	LAP TIME	MPH	DIFF	TIME OF DAY	
1 -		42.274	1:46.555	73.65	8.002	16:46:58.448	
2 -	57.763	41.835	1:39.598	78.79	1.045	16:48:38.046	
3 -	57.208	41.839	1:39.047	79.23	0.494	16:50:17.093	
4 -	57.396	42.061	1:39.457	78.90	0.904	16:51:56.550	
5 -	57.029	41.524	1:38.553 (1)	79.63		16:53:35.103	
6 -	56.969	41.588	1:38.557 (2)	79.62	0.004	16:55:13.660	
7 -	57.335	41.472	1:38.807	79.42	0.254	16:56:52.467	
8 -	57.038	41.722	1:38.760	79.46	0.207	16:58:31.227	
9 -	57.284	41.320	1:38.604 (3)	79.59	0.051	17:00:09.831	
10 -	57.090	41.818	1:38.908	79.34	0.355	17:01:48.739	
11 -	57.311	41.671	1:38.982	79.28	0.429	17:03:27.721	
12 -	57.188	41.693	1:38.881	79.36	0.328	17:05:06.602	

P8		27 CUP		P.KIRBY / T.KIRBY		Adolf RS Yamaha - KRT Racing	
IDEAL LAP TIME : 1:39.308		BEST LAP TIME : 1:39.395		DIFFERENCE : 0.087			
LAP	SECTOR 1	SECTOR 2	LAP TIME	MPH	DIFF	TIME OF DAY	
1 -		42.314	1:46.914	73.40	7.519	16:46:58.807	
2 -	57.723	42.309	1:40.032	78.45	0.637	16:48:38.839	
3 -	57.522	42.308	1:39.830 (2)	78.61	0.435	16:50:18.669	
4 -	57.605	42.385	1:39.990 (3)	78.48	0.595	16:51:58.659	
5 -	57.833	42.166	1:39.999	78.48	0.604	16:53:38.658	
6 -	58.512	42.648	1:41.160	77.58	1.765	16:55:19.818	
7 -	59.123	42.643	1:41.766	77.11	2.371	16:57:01.584	
8 -	57.739	42.417	1:40.156	78.35	0.761	16:58:41.740	
9 -	59.028	43.020	1:42.048	76.90	2.653	17:00:23.788	
10 -	58.799	42.800	1:41.599	77.24	2.204	17:02:05.387	
11 -	57.609	41.786	1:39.395 (1)	78.95		17:03:44.782	
12 -	58.766	43.886	1:42.652	76.45	3.257	17:05:27.434	

P9		4 CUP		PEACH / EDWARDS		LCR Yamaha - Life Safety Motorsport	
IDEAL LAP TIME : 1:39.274		BEST LAP TIME : 1:39.477		DIFFERENCE : 0.203			
LAP	SECTOR 1	SECTOR 2	LAP TIME	MPH	DIFF	TIME OF DAY	
1 -		43.989	1:50.694	70.89	11.217	16:47:02.587	
2 -	59.136	43.241	1:42.377	76.65	2.900	16:48:44.964	
3 -	59.182	42.956	1:42.138	76.83	2.661	16:50:27.102	
4 -	59.497	42.273	1:41.770	77.11	2.293	16:52:08.872	
5 -	57.634	42.279	1:39.913	78.54	0.436	16:53:48.785	
6 -	57.536	42.042	1:39.578 (2)	78.81	0.101	16:55:28.363	
7 -	57.933	42.819	1:40.752	77.89	1.275	16:57:09.115	
8 -	58.271	42.287	1:40.558	78.04	1.081	16:58:49.673	
9 -	57.689	41.788	1:39.477 (1)	78.89		17:00:29.150	
10 -	57.486	42.248	1:39.734 (3)	78.68	0.257	17:02:08.884	
11 -	58.644	42.685	1:41.329	77.45	1.852	17:03:50.213	
12 -	57.907	42.168	1:40.075	78.42	0.598	17:05:30.288	

International Sidecar Revival Meeting @ Cadwell Park

British Sidecar Championship

RACE 13 - SECTOR ANALYSIS



SECTOR 1 = FL to I1, SECTOR 2 = I1 to FL, DIFF = Difference To Personal Best Lap, P = Crossed Finish Line in Pit Lane, D = Time Disallowed

P10 17 CUP CLARKE / ENSOR			LCR Honda - Centurion Packaging / Fineline Sealants / CYB Fib			
IDEAL LAP TIME : 1:39.001		BEST LAP TIME : 1:39.122		DIFFERENCE : 0.121		
LAP	SECTOR 1	SECTOR 2	LAP TIME	MPH	DIFF	TIME OF DAY
1 -		43.485	1:49.892	71.41	10.770	16:47:01.785
2 -	59.460	43.342	1:42.802	76.34	3.680	16:48:44.587
3 -	1:00.045	42.854	1:42.899	76.26	3.777	16:50:27.486
4 -	59.434	43.644	1:43.078	76.13	3.956	16:52:10.564
5 -	59.633	42.031	1:41.664	77.19	2.542	16:53:52.228
6 -	57.481	41.703	1:39.184 (2)	79.12	0.062	16:55:31.412
7 -	57.579	41.543	1:39.122 (1)	79.17		16:57:10.534
8 -	57.837	42.191	1:40.028	78.45	0.906	16:58:50.562
9 -	57.774	41.520	1:39.294 (3)	79.03	0.172	17:00:29.856
10 -	57.506	41.983	1:39.489	78.88	0.367	17:02:09.345
11 -	58.721	42.431	1:41.152	77.58	2.030	17:03:50.497
12 -	57.971	42.197	1:40.168	78.34	1.046	17:05:30.665

P11 26 CUP ATKINSON / MIDDLETON			Adolf RS Yamaha - Mecsia / RAF Engineering			
IDEAL LAP TIME : 1:39.926		BEST LAP TIME : 1:39.959		DIFFERENCE : 0.033		
LAP	SECTOR 1	SECTOR 2	LAP TIME	MPH	DIFF	TIME OF DAY
1 -		43.885	1:51.435	70.42	11.476	16:47:03.328
2 -	59.040	43.415	1:42.455	76.60	2.496	16:48:45.783
3 -	59.243	43.392	1:42.635	76.46	2.676	16:50:28.418
4 -	58.770	44.039	1:42.809	76.33	2.850	16:52:11.227
5 -	59.165	42.814	1:41.979	76.95	2.020	16:53:53.206
6 -	58.031	42.231	1:40.262 (2)	78.27	0.303	16:55:33.468
7 -	57.695	42.264	1:39.959 (1)	78.51		16:57:13.427
8 -	58.498	44.307	1:42.805	76.33	2.846	16:58:56.232
9 -	58.972	42.968	1:41.940	76.98	1.981	17:00:38.172
10 -	59.179	43.536	1:42.715	76.40	2.756	17:02:20.887
11 -	58.922	42.763	1:41.685 (3)	77.18	1.726	17:04:02.572
12 -	1:00.422	44.278	1:44.700	74.95	4.741	17:05:47.272

P12 8 CUP BELL / COLBROOK			Ryde Yamaha - Marin Motorsports			
IDEAL LAP TIME : 1:42.437		BEST LAP TIME : 1:42.555		DIFFERENCE : 0.118		
LAP	SECTOR 1	SECTOR 2	LAP TIME	MPH	DIFF	TIME OF DAY
1 -		43.538	1:49.708	71.53	7.153	16:47:01.601
2 -	59.555	43.182	1:42.737 (3)	76.38	0.182	16:48:44.338
3 -	59.673	42.882	1:42.555 (1)	76.52		16:50:26.893
4 -	59.687	43.582	1:43.269	75.99	0.714	16:52:10.162
5 -	1:01.101	43.404	1:44.505	75.09	1.950	16:53:54.667
6 -	59.677	43.475	1:43.152	76.08	0.597	16:55:37.819
7 -	1:00.315	43.390	1:43.705	75.67	1.150	16:57:21.524
8 -	1:00.033	43.106	1:43.139	76.09	0.584	16:59:04.663
9 -	1:00.106	43.127	1:43.233	76.02	0.678	17:00:47.896
10 -	59.637	43.024	1:42.661 (2)	76.44	0.106	17:02:30.557
11 -	1:00.305	45.029	1:45.334	74.50	2.779	17:04:15.891

P13 171 CUP POTTINGER / DODDS			LCR Yamaha - GB Precision / Opal Lazer			
IDEAL LAP TIME : 1:42.054		BEST LAP TIME : 1:42.350		DIFFERENCE : 0.296		
LAP	SECTOR 1	SECTOR 2	LAP TIME	MPH	DIFF	TIME OF DAY
1 -		43.591	1:52.293	69.88	9.943	16:47:04.186
2 -	59.660	43.837	1:43.497	75.82	1.147	16:48:47.683
3 -	1:00.908	43.607	1:44.515	75.09	2.165	16:50:32.198
4 -	1:00.309	43.519	1:43.828	75.58	1.478	16:52:16.026
5 -	59.967	43.154	1:43.121	76.10	0.771	16:53:59.147
6 -	59.700	42.821	1:42.521 (3)	76.55	0.171	16:55:41.668
7 -	59.434	42.916	1:42.350 (1)	76.67		16:57:24.018
8 -	59.506	43.047	1:42.553	76.52	0.203	16:59:06.571
9 -	59.233	43.460	1:42.693	76.42	0.343	17:00:49.264
10 -	59.391	43.059	1:42.450 (2)	76.60	0.100	17:02:31.714
11 -	1:00.469	44.723	1:45.192	74.60	2.842	17:04:16.906

International Sidecar Revival Meeting @ Cadwell Park

British Sidecar Championship

RACE 13 - SECTOR ANALYSIS



SECTOR 1 = FL to I1, SECTOR 2 = I1 to FL, DIFF = Difference To Personal Best Lap, P = Crossed Finish Line in Pit Lane, D = Time Disallowed

P14 77 GP REEVES / WILKES			Adolf RS Yamaha - Bonovo Action / Rich Energy			
IDEAL LAP TIME : 1:35.337		BEST LAP TIME : 1:35.564		DIFFERENCE : 0.227		
LAP	SECTOR 1	SECTOR 2	LAP TIME	MPH	DIFF	TIME OF DAY
1 -		40.667	1:40.926	77.76	5.362	16:46:52.819
2 -	54.877	40.687	1:35.564 (1)	82.12		16:48:28.383
3 -	55.657	40.460	1:36.117 (2)	81.65	0.553	16:50:04.500

P15 89 CUP C.HAUXWELL / K.HAUXWELL			Adolf RS Yamaha - Haz Beanz / CJK Racing			
IDEAL LAP TIME : 1:52.434		BEST LAP TIME : 1:52.949		DIFFERENCE : 0.515		
LAP	SECTOR 1	SECTOR 2	LAP TIME	MPH	DIFF	TIME OF DAY
1 -		48.084	2:02.065	64.29	9.116	16:47:13.958
2 -	1:05.930	47.499	1:53.429 (2)	69.18	0.480	16:49:07.387
3 -	1:05.365	47.584	1:52.949 (1)	69.48		16:51:00.336

International Sidecar Revival Meeting @ Cadwell Park

British Sidecar Championship

RACE 13 - BEST SECTORS

SECTOR 1			SECTOR 2			IDEAL / BEST COMPARISON						
POS	NO	NAME	TIME	NO	NAME	TIME	POS	NO	NAME	IDEAL	BEST	DIFF
									PERFECT LAP	1:33.333		
1	84	S.LAIDLAW / J.LAIDLAW	53.975	95	BLACKSTOCK / ROSNEY	39.358	1	84	S.LAIDLAW / J.LAIDLAW	1:33.444	1:33.444	0.000
2	6	ELLIS / CLEMENT	54.087	84	S.LAIDLAW / J.LAIDLAW	39.469	2	95	BLACKSTOCK / ROSNEY	1:33.491	1:33.684	0.193
3	95	BLACKSTOCK / ROSNEY	54.133	6	ELLIS / CLEMENT	39.499	3	6	ELLIS / CLEMENT	1:33.586	1:33.692	0.106
4	34	S.CHRISTIE / T.CHRISTIE	54.168	29	KERSHAW / CHARLWOOD	39.625	4	29	KERSHAW / CHARLWOOD	1:33.843	1:33.843	0.000
5	29	KERSHAW / CHARLWOOD	54.218	34	S.CHRISTIE / T.CHRISTIE	39.739	5	34	S.CHRISTIE / T.CHRISTIE	1:33.907	1:34.062	0.155
6	77	REEVES / WILKES	54.877	77	REEVES / WILKES	40.460	6	77	REEVES / WILKES	1:35.337	1:35.564	0.227
7	2	J.HOLDEN / CONIL	55.933	2	J.HOLDEN / CONIL	40.957	7	2	J.HOLDEN / CONIL	1:36.890	1:37.195	0.305
8	111	CABLE / RICHARDSON	56.969	111	CABLE / RICHARDSON	41.320	8	111	CABLE / RICHARDSON	1:38.289	1:38.553	0.264
9	17	CLARKE / ENSOR	57.481	17	CLARKE / ENSOR	41.520	9	17	CLARKE / ENSOR	1:39.001	1:39.122	0.121
10	4	PEACH / EDWARDS	57.486	27	P.KIRBY / T.KIRBY	41.786	10	4	PEACH / EDWARDS	1:39.274	1:39.477	0.203
11	27	P.KIRBY / T.KIRBY	57.522	4	PEACH / EDWARDS	41.788	11	27	P.KIRBY / T.KIRBY	1:39.308	1:39.395	0.087
12	26	ATKINSON / MIDDLETON	57.695	26	ATKINSON / MIDDLETON	42.231	12	26	ATKINSON / MIDDLETON	1:39.926	1:39.959	0.033
13	171	POTTINGER / DODDS	59.233	171	POTTINGER / DODDS	42.821	13	171	POTTINGER / DODDS	1:42.054	1:42.350	0.296
14	8	BELL / COLBROOK	59.555	8	BELL / COLBROOK	42.882	14	8	BELL / COLBROOK	1:42.437	1:42.555	0.118
15	89	C.HAUXWELL / K.HAUXWELL	1:04.935	89	C.HAUXWELL / K.HAUXWELL	47.499	15	89	C.HAUXWELL / K.HAUXWELL	1:52.434	1:52.949	0.515

International Sidecar Revival Meeting @ Cadwell Park

British Sidecar Championship

RACE 13 - STATISTICS

Competitors Started	15
Planned Start	2024-08-04 @ 15:35:00.000
Actual Start	2024-08-04 @ 16:45:11.892
Finish Time	2024-08-04 @ 17:04:06.686
Track Length	2.1800mi.
Total Laps	160
Total Distance Covered	348.8029mi.

Session Fastest Lap History

NO	CL	NAME	LAP TIME	TIME OF DAY	LAP	VEHICLE
95	GP	BLACKSTOCK / ROSNEY	1:33.742	16:48:24.917	2	LCR Yamaha
84	CUP	S.LAIDLLOW / J.LAIDLLOW	1:33.735	16:51:36.701	4	LCR Yamaha
6	GP	ELLIS / CLEMENT	1:33.692	16:53:06.945	5	LCR Yamaha
84	CUP	S.LAIDLLOW / J.LAIDLLOW	1:33.444	16:57:51.588	8	LCR Yamaha

Session Leader History

NO	CL	NAME	FROM LAP	LAPS LED	DISTANCE	VEHICLE
95	GP	BLACKSTOCK / ROSNEY	1	12	26.16 miles	LCR Yamaha

Flag History

TYPE	TIME OF DAY
GREEN	16:45:11.892
FINISH	17:04:06.686

Flag Statistics

TYPE	COUNT	TOTAL LAPS	TOTAL TIME
Green	1	12	21:17.075
Red	0	0	0.000
Safety Car	0	0	0.000
FCY	0	0	0.000

International Sidecar Revival Meeting @ Cadwell Park

British Sidecar Championship

RACE 13 - STATISTICS

CLASS : CUP

8 Starters

Fastest Lap History

NO	NAME	LAP TIME	TIME OF DAY	LAP	VEHICLE
84	S.LAIDLAW / J.LAIDLAW	1:35.521	16:48:28.500	2	LCR Yamaha
84	S.LAIDLAW / J.LAIDLAW	1:34.403	16:50:02.966	3	LCR Yamaha
84	S.LAIDLAW / J.LAIDLAW	1:33.735	16:51:36.701	4	LCR Yamaha
84	S.LAIDLAW / J.LAIDLAW	1:33.444	16:57:51.588	8	LCR Yamaha

Leader History

NO	NAME	FROM LAP	LAPS LED	DISTANCE	VEHICLE
84	S.LAIDLAW / J.LAIDLAW	1	12	26.16 miles	LCR Yamaha

International Sidecar Revival Meeting @ Cadwell Park

British Sidecar Championship

RACE 13 - STATISTICS

CLASS : GP

7 Starters

Fastest Lap History

NO	NAME	LAP TIME	TIME OF DAY	LAP	VEHICLE
95	BLACKSTOCK / ROSNEY	1:33.742	16:48:24.917	2	LCR Yamaha
6	ELLIS / CLEMENT	1:33.692	16:53:06.945	5	LCR Yamaha
95	BLACKSTOCK / ROSNEY	1:33.684	16:59:22.674	9	LCR Yamaha

Leader History

NO	NAME	FROM LAP	LAPS LED	DISTANCE	VEHICLE
95	BLACKSTOCK / ROSNEY	1	12	26.16 miles	LCR Yamaha

2024 British Sidecar Championship
OVERALL RIDERS CHAMPIONSHIP CLASSIFICATION



		TOTAL	GAP	DIFF	13th / 14th April Pembrey			17th - 19th May Donington Park GP		14th - 16th June Knockhill		5th - 7th July Snetterton 300		3rd / 4th August Cadwell Park		13th - 13th October Brands Hatch GP		Wins	Seconds	Thirds	
					1	2	3	4	5	6	7	8	9	10	11	12	13				14
1	S. LAIDLLOW / J. LAIDLLOW (LCR Yamaha) - CUP	236.5			22	20	25	18	18	12.5	25	20	20	18	18	20			3	1	4
2	BLACKSTOCK / ROSNEY (LCR Yamaha) - GP	234	2.5		25	25		20	25	11	22	22	22	25	12	25			5	4	1
3	KERSHAW / CHARLWOOD & SHARPE (LCR Yamaha) - GP	174	62.5	60				22	20	10	20	25	25	14	20	18			2	1	4
4	G. HOLDEN / LAWRENCE (LCR Kawasaki) - GP	154	82.5	20	20	18	12	16	16	8	16	18	18	12					0	0	1
5	P. KIRBY / T. KIRBY (Adolf RS Yamaha) - CUP	126	110.5	28	16	10	22	12	10			12	10	8	16	10			0	1	0
6	BIGGS / SEGERS (LCR Yamaha) - GP	121	115.5	5	18	12	20	8	14	5	14	16	14						0	0	1
7	J. HOLDEN / GORDON (LCR Yamaha) - GP	95	141.5	26	12	14	8			7		14	16	10	14				0	0	0
8	S.CHRISTIE / T.CHRISTIE (LCR Yamaha) - GP	85	151.5	10				25	22					22	16				1	2	0
9	CLARKE / ENSOR (LCR Honda) - CUP	80	156.5	5	10	8	16	10	6		12	6	6		6				0	0	0
10	ELLIS / CLEMENT (LCR Yamaha) - GP	67	169.5	13										20	25	22			1	1	1
11	CABLE / RICHARDSON (LCR Yamaha) - GP	66	170.5	1				4	8			10	12	6	14	12			0	0	0
12	ATKINSON / SMITH (Adolf RS Yamaha) - CUP	60	176.5	6	2	6	6	6	5	4	10	8	8		5				0	0	0
13	P.BELL / HYDE (LCR Yamaha) - CUP	53	183.5	7				14	12	9	18								0	0	0
14	PEACH / EDWARDS (LCR Yamaha) - CUP	49	187.5	4	4			3	3	6		5	5	5	10	8			0	0	0
15	R. STEVENS / W. STEVENS (Ryde Yamaha) - CUP	48	188.5	1	14	16	18												0	0	0
16	WILLIAMS / PITT (LCR Yamaha) - GP	42	194.5	6	6	22	14												0	1	0
17	REEVES / WILKES (Adolf RS Yamaha) - GP	38	198.5	4										16	22				0	1	0
18	M.BELL / COLBROOK (Ryde Yamaha) - CUP	33	203.5	5				5	4	8				4	8	4			0	0	0
19	POTTINGER / DODDS (LCR Yamaha) - CUP	20	216.5	13								4	4	3	6	3			0	0	0
20	R. CROWE / C. CROWE (LCR Honda) - F2	18	218.5	2	8	10													0	0	0
21	MOSS / HOPE (LCR Yamaha) - CUP	12	224.5	6	1			1		3	6	1							0	0	0
22	PEARSON / RESTALL (LCR Suzuki) - F2	10	226.5	2	4			2	2			2							0	0	0
23	A. FOUNDS / GIBBONS (LCR Yamaha) - F2	8	228.5	2	3	5													0	0	0
22	NICOL / CONIL (LCR Yamaha) - CUP	5	231.5	3	5														0	0	0
23	C.HAUZWELL / K.HAUZWELL (Adolf RS Yamaha) - CUP	4	232.5	1				1				3							0	0	0

2024 British Sidecar Championship
GP RIDERS CHAMPIONSHIP CLASSIFICATION



		TOTAL	GAP	DIFF	13th / 14th April Pembrey		17th - 19th May Dorington Park GP		14th - 16th June Knockhill		5th - 7th July Snetterton 300		3rd / 4th August Cadwell Park		11th - 13th October Brands Hatch GP		Wins	Seconds	Thirds	
					1	2	3	4	5	6	7	8	9	10	11	12				13
1	BLACKSTOCK / ROSNEY (LCR Yamaha)	242.5			25	25	20	25	12.5	25	22	22	25	16	25			7	2	1
2	G. HOLDEN / LAWRENCE (LCR Kawasaki)	182	60.5		22	20	20	18	18	10	20	20	20	14				0	1	6
3	KERSHAW / CHARLWOOD & SHARPE (LCR Yamaha)	181	61.5	1				22	20	11	22	25	25	16	20	20		2	3	3
4	BIGGS / SEGERS (LCR Yamaha)	153	89.5	28	20	16	25	16	16	8	18	18	16					1	0	1
5	J. HOLDEN / GORDON (LCR Yamaha)	125	117.5	28	18	18	18			9		16	18	12	16			0	0	0
6	CABLE / RICHARDSON (LCR Yamaha)	98	144.5	27				14	14			14	14	10	18	14		0	0	0
7	S.CHRISTIE / T.CHRISTIE (LCR Yamaha)	87	155.5	11				25	22					22	18			1	2	0
8	ELLIS / CLEMENT (LCR Yamaha)	67	175.5	20										20	25	22		1	1	1
9	WILLIAMS / PITT (LCR Yamaha)	60	182.5	7	16	22	22											0	2	0
10	REEVES / WILKES (Adolf RS Yamaha)	40	202.5	20										18	22			0	1	0

2024 British Sidecar Championship
CUP RIDERS CHAMPIONSHIP CLASSIFICATION



		TOTAL	GAP	DIFF	13th / 14th April Pembrey			17th - 19th May Donington Park GP		14th - 16th June Knockhill		5th - 7th July Snetterton 300		3rd / 4th August Cadwell Park		11th - 13th October Brands Hatch GP		Wins	Seconds	Thirds
					1	2	3	4	5	6	7	8	9	10	11	12	13			
1	S. LAIDLLOW / J. LAIDLLOW (LCR Yamaha)	287.5			25	25	25	25	25	12.5	25	25	25	25	25			12	0	0
2	P. KIRBY / T. KIRBY (Adolf RS Yamaha)	214	73.5		22	20	22	20	20			22	22	22	22			0	7	3
3	CLARKE / ENSOR (LCR Honda)	164	123.5	50	18	18	18	18	18	20		18	18		18			0	0	1
4	ATKINSON / SMITH & MIDDLETON (Adolf RS Yamaha)	159	128.5	5	12	16	16	16	16	9	18	20	20		16			0	0	2
5	PEACH / EDWARDS (LCR Yamaha)	140	147.5	19	14			12	12	10		16	16	20	20	20		0	0	4
6	M.BELL / COLBROOK (LCR Yamaha)	94	193.5	46				14	14		16			18	18	14		0	0	0
7	P.BELL / HYDE (LCR Yamaha)	77	210.5	17				22	22	11	22							0	4	0
8	POTTINGER / DODDS (LCR Yamaha)	72	215.5	5								14	14	16	16	12		0	0	0
9	R. STEVENS / W. STEVENS (Ryde Yamaha)	62	225.5	10	20	22	20											0	1	2
10	MOSS / HOPE (LCR Yamaha)	52	235.5	10	10				10	8	14	10						0	0	0
11	C.HAUXWELL / K.HAUXWELL (Adolf RS Yamaha)	22	265.5	30				10				12						0	0	0



ACU / FSRA BRITISH F2 SIDECAR CHAMPIONSHIP



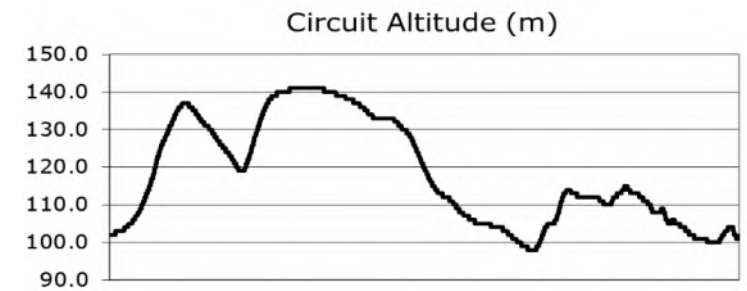
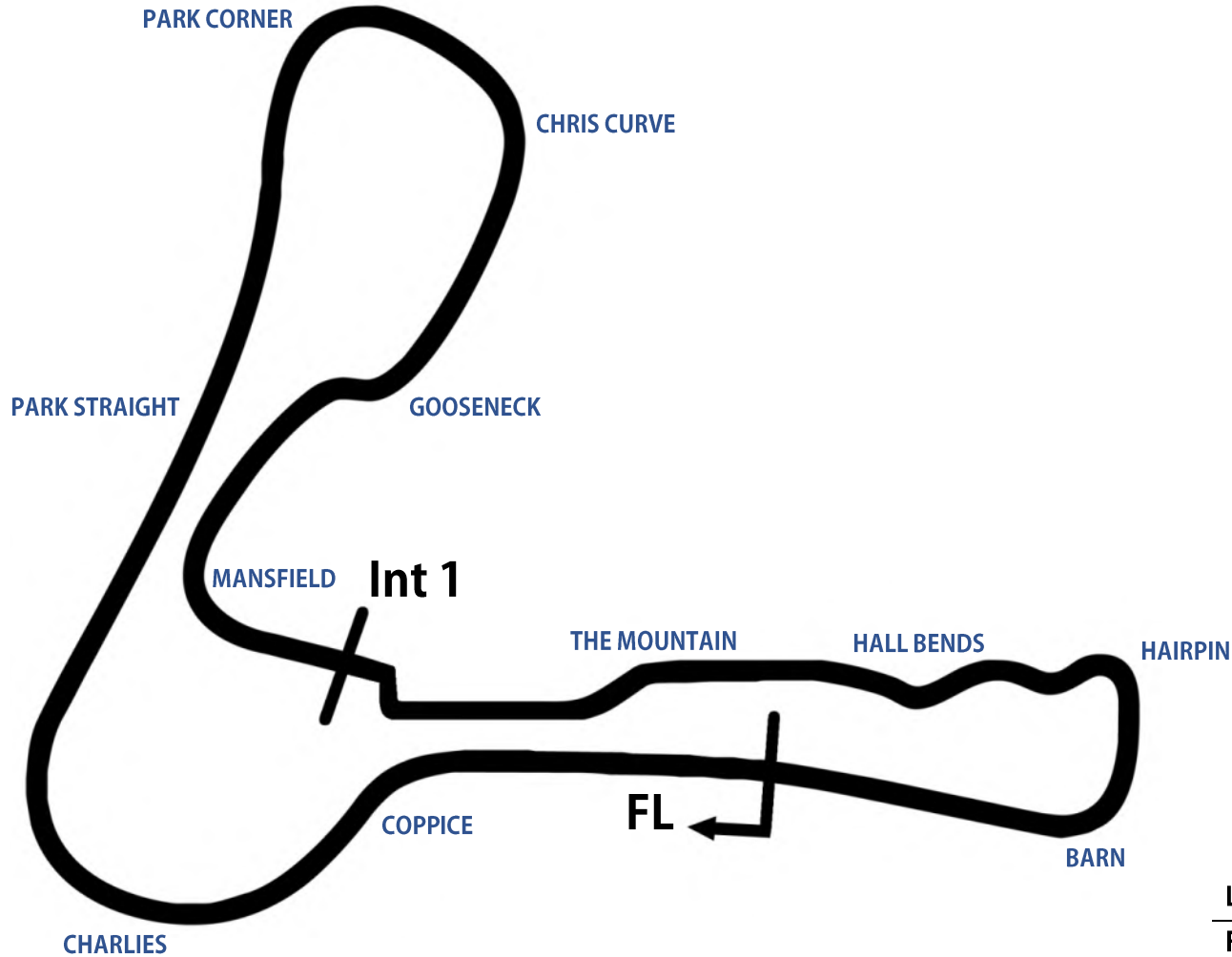
BMCRC International Sidecar Revival
Cadwell Park
3rd / 4th August 2024



Timing & Results Provided by Timing Solutions Ltd
www.tsl-timing.com

Cadwell Park Circuit

Louth, Lincolnshire, UK



Length	2.1800 miles 3.508 km 3508.4m		
FL		53.31024 N	0.05940 W
Int 1	2330m	53.30708 N	0.06270 W
Pit Entry	3427m	53.31103 N	0.05889 W
Pit Exit	0m after FL	53.31030 N	0.05940 W
Pit Entry - Pit Exit	92m, 6.6s @ 50kph, 5.5s @ 60kph		

International Sidecar Revival Meeting @ Cadwell Park

FSRA British F2 Sidecars

FREE PRACTICE - CLASSIFICATION



POS	NO	CL	PIC	NAME	ENTRY	TIME	ON	LAPS	GAP	DIFF	MPH
1	87		1	FENWICK / KNAPTON	Shelbourne Yamaha - CR Fenwick Commercials Ltd	1:41.615	8	8			77.23
2	9	C	1	CLARKE / JOHNSON	CES Yamaha R6 - Eddys Moto	1:42.793	5	6	1.178	1.178	76.34
3	99		2	RAMSDEN / RAMSDEN	LCR Honda - Ramsden Racing	1:45.955	5	5	4.340	3.162	74.06
4	96	C/R	1	SAUNDERS / STOKOE	Baker Honda - Homechoice Flooring Solutions	1:46.241	7	7	4.626	0.286	73.87
5	97		3	DAWSON / SIMS	Molyneux Yamaha - Dawson Classic Motorcycles	1:47.318	3	3	5.703	1.077	73.12
6	8		4	ILARIA / LACE	Christie Engineering 600 - Powerhouse	1:50.196	2	2	8.581	2.878	71.21
7	81		5	BRYAN / HYDE	Baker Honda - L&W Contractors	1:51.760	2	3	10.145	1.564	70.22
8	39		6	MOORE / MOORE	Ireson Honda - MDK Office Seating / LPC / LBS Racing	1:53.844	4	4	12.229	2.084	68.93
9	37	C	2	MORPHET / RYDER	LCR Suzuki -	1:55.163	4	4	13.548	1.319	68.14
10	6		7	BAKER / DAWKINS	Baker Suzuki K10 - Marin	1:56.302	2	2	14.687	1.139	67.48
11	33		8	HEGARTY / NEAVE	Baker Suzuki - Mark Hegarty Surfacing	1:56.849	2	2	15.234	0.547	67.16
12	117	C	3	SCHOFIELD / SMITH	Bellas Yamaha - V8PR.co.uk	1:59.108	2	2	17.493	2.259	65.89
13	17		9	CRAWFORD / HARDIE	LCR Suzuki - Team ARC			0			

Weather / Track : Overcast / Drying

Date: 03/08/2024 Start: 12:09 Finish: 12:24

These results are provisional until the conclusion of any judicial and technical matters.

Cadwell Park: 2.1800 miles

Clerk Of Course:

Tony MacBride

Stewards:

Timekeeper:

Richard Evans



Results can be found at www.tsl-timing.com

Printed - 12:31 Saturday, 03 August 2024



International Sidecar Revival Meeting @ Cadwell Park

FSRA British F2 Sidecars

FREE PRACTICE - SECTOR ANALYSIS



SECTOR 1 = FL to I1, SECTOR 2 = I1 to FL, DIFF = Difference To Personal Best Lap, P = Crossed Finish Line in Pit Lane, D = Time Disallowed

P1 87		FENWICK / KNAPTON		Shelbourne Yamaha - CR Fenwick Commercials Ltd		
IDEAL LAP TIME : 1:41.615		BEST LAP TIME : 1:41.615		DIFFERENCE : 0.000		
LAP	SECTOR 1	SECTOR 2	LAP TIME	MPH	DIFF	TIME OF DAY
1 -	1:07.057	48.691	1:55.748	67.80	14.133	12:12:28.226
2 -	1:05.205	47.396	1:52.601	69.69	10.986	12:14:20.827
3 -	1:01.331	46.046	1:47.377	73.08	5.762	12:16:08.204
4 -	59.945	45.777	1:45.722	74.23	4.107	12:17:53.926
5 -	59.854	45.328	1:45.182	74.61	3.567	12:19:39.108
6 -	1:00.021	44.324	1:44.345 (3)	75.21	2.730	12:21:23.453
7 -	58.512	43.864	1:42.376 (2)	76.65	0.761	12:23:05.829
8 -	58.207	43.408	1:41.615 (1)	77.23		12:24:47.444

P2 9 C		CLARKE / JOHNSON		CES Yamaha R6 - Eddys Moto		
IDEAL LAP TIME : 1:42.576		BEST LAP TIME : 1:42.793		DIFFERENCE : 0.217		
LAP	SECTOR 1	SECTOR 2	LAP TIME	MPH	DIFF	TIME OF DAY
1 -	1:05.914	48.566	1:54.480	68.55	11.687	12:12:30.302
2 -	1:02.584	46.513	1:49.097	71.93	6.304	12:14:19.399
3 -	1:00.465	46.330	1:46.795	73.48	4.002	12:16:06.194
4 -	59.616	44.410	1:44.026 (3)	75.44	1.233	12:17:50.220
5 -	58.998	43.795	1:42.793 (1)	76.34		12:19:33.013
6 -	58.781	45.130	1:43.911 (2)	75.52	1.118	12:21:16.924

P3 99		RAMSDEN / RAMSDEN		LCR Honda - Ramsden Racing		
IDEAL LAP TIME : 1:45.532		BEST LAP TIME : 1:45.955		DIFFERENCE : 0.423		
LAP	SECTOR 1	SECTOR 2	LAP TIME	MPH	DIFF	TIME OF DAY
1 -	1:05.712	47.084	1:52.796	69.57	6.841	12:12:28.796
2 -	1:03.201	46.865	1:50.066	71.30	4.111	12:14:18.862
3 -	1:02.040	45.925	1:47.965 (3)	72.69	2.010	12:16:06.827
4 -	1:00.973	45.146	1:46.119 (2)	73.95	0.164	12:17:52.946
5 -	1:00.386	45.569	1:45.955 (1)	74.06		12:19:38.901

P4 96 C/R		SAUNDERS / STOKOE		Baker Honda - Homechoice Flooring Solutions		
IDEAL LAP TIME : 1:45.900		BEST LAP TIME : 1:46.241		DIFFERENCE : 0.341		
LAP	SECTOR 1	SECTOR 2	LAP TIME	MPH	DIFF	TIME OF DAY
1 -	1:08.497	49.866	1:58.363	66.30	12.122	12:12:40.729
2 -	1:05.529	48.887	1:54.416	68.59	8.175	12:14:35.145
3 -	1:03.709	47.370	1:51.079	70.65	4.838	12:16:26.224
4 -	1:01.860	46.666	1:48.526	72.31	2.285	12:18:14.750
5 -	1:01.334	45.557	1:46.891 (2)	73.42	0.650	12:20:01.641
6 -	1:01.711	45.296	1:47.007 (3)	73.34	0.766	12:21:48.648
7 -	1:00.604	45.637	1:46.241 (1)	73.87		12:23:34.889

P5 97		DAWSON / SIMS		Molyneux Yamaha - Dawson Classic Motorcycles		
IDEAL LAP TIME : 1:46.891		BEST LAP TIME : 1:47.318		DIFFERENCE : 0.427		
LAP	SECTOR 1	SECTOR 2	LAP TIME	MPH	DIFF	TIME OF DAY
1 -	1:07.126	49.307	1:56.433 (3)	67.40	9.115	12:12:34.378
2 -	1:01.486	46.620	1:48.106 (2)	72.59	0.788	12:14:22.484
3 -	1:00.271	47.047	1:47.318 (1)	73.12		12:16:09.802

P6 8		ILARIA / LACE		Christie Engineering 600 - Powerhouse		
IDEAL LAP TIME : 1:48.774		BEST LAP TIME : 1:50.196		DIFFERENCE : 1.422		
LAP	SECTOR 1	SECTOR 2	LAP TIME	MPH	DIFF	TIME OF DAY
1 -	1:06.580	48.011	1:54.591 (2)	68.48	4.395	12:12:24.568
2 -	1:03.152	47.044	1:50.196 (1)	71.21		12:14:14.764

International Sidecar Revival Meeting @ Cadwell Park

FSRA British F2 Sidecars

FREE PRACTICE - SECTOR ANALYSIS



SECTOR 1 = FL to I1, SECTOR 2 = I1 to FL, DIFF = Difference To Personal Best Lap, P = Crossed Finish Line in Pit Lane, D = Time Disallowed

LAP	SECTOR 1	SECTOR 2	LAP TIME	MPH	DIFF	TIME OF DAY
P7 81 BRYAN / HYDE Baker Honda - L&W Contractors						
IDEAL LAP TIME : 1:51.760		BEST LAP TIME : 1:51.760		DIFFERENCE : 0.000		
1 -	1:06.780	48.967	1:55.747 (3)	67.80	3.987	12:12:34.806
2 -	1:04.274	47.486	1:51.760 (1)	70.22		12:14:26.566
3 -	1:05.193	47.513	1:52.706 (2)	69.63	0.946	12:16:19.272
P8 39 MOORE / MOORE Ireson Honda - MDK Office Seating / LPC / LBS Racing						
IDEAL LAP TIME : 1:53.624		BEST LAP TIME : 1:53.844		DIFFERENCE : 0.220		
1 -	1:10.385	50.878	2:01.263	64.71	7.419	12:12:44.668
2 -	1:06.247	48.709	1:54.956 (3)	68.27	1.112	12:14:39.624
3 -	1:05.511	49.111	1:54.622 (2)	68.46	0.778	12:16:34.246
4 -	1:05.731	48.113	1:53.844 (1)	68.93		12:18:28.090
P9 37 C MORPHET / RYDER LCR Suzuki -						
IDEAL LAP TIME : 1:53.942		BEST LAP TIME : 1:55.163		DIFFERENCE : 1.221		
1 -	1:07.989	49.766	1:57.755	66.64	2.592	12:12:37.526
2 -	1:06.181	50.220	1:56.401 (3)	67.42	1.238	12:14:33.927
3 -	1:07.265	48.895	1:56.160 (2)	67.56	0.997	12:16:30.087
4 -	1:06.492	48.671	1:55.163 (1)	68.14		12:18:25.250
P10 6 BAKER / DAWKINS Baker Suzuki K10 - Marin						
IDEAL LAP TIME : 1:54.273		BEST LAP TIME : 1:56.302		DIFFERENCE : 2.029		
1 -	1:12.679	50.698	2:03.377 (2)	63.61	7.075	12:12:49.066
2 -	1:07.271	49.031	1:56.302 (1)	67.48		12:14:45.368
P11 33 HEGARTY / NEAVE Baker Suzuki - Mark Hegarty Surfacing						
IDEAL LAP TIME : 1:55.345		BEST LAP TIME : 1:56.849		DIFFERENCE : 1.504		
1 -	1:11.277	51.028	2:02.305 (2)	64.16	5.456	12:12:49.934
2 -	1:07.047	49.802	1:56.849 (1)	67.16		12:14:46.783
P12 117 C SCHOFIELD / SMITH Bellas Yamaha - V8PR.co.uk						
IDEAL LAP TIME : 1:59.108		BEST LAP TIME : 1:59.108		DIFFERENCE : 0.000		
1 -	1:15.712	52.623	2:08.335 (2)	61.15	9.227	12:13:02.736
2 -	1:08.677	50.431	1:59.108 (1)	65.89		12:15:01.844

International Sidecar Revival Meeting @ Cadwell Park

FSRA British F2 Sidecars

FREE PRACTICE - BEST SECTORS

SECTOR 1			SECTOR 2			IDEAL / BEST COMPARISON						
POS	NO	NAME	TIME	NO	NAME	TIME	POS	NO	NAME	IDEAL	BEST	DIFF
									PERFECT LAP	1:41.615		
1	87	FENWICK / KNAPTON	58.207	87	FENWICK / KNAPTON	43.408	1	87	FENWICK / KNAPTON	1:41.615	1:41.615	0.000
2	9	CLARKE / JOHNSON	58.781	9	CLARKE / JOHNSON	43.795	2	9	CLARKE / JOHNSON	1:42.576	1:42.793	0.217
3	97	DAWSON / SIMS	1:00.271	99	RAMSDEN / RAMSDEN	45.146	3	99	RAMSDEN / RAMSDE	1:45.532	1:45.955	0.423
4	99	RAMSDEN / RAMSDEN	1:00.386	96	SAUNDERS / STOKOE	45.296	4	96	SAUNDERS / STOKO	1:45.900	1:46.241	0.341
5	96	SAUNDERS / STOKOE	1:00.604	97	DAWSON / SIMS	46.620	5	97	DAWSON / SIMS	1:46.891	1:47.318	0.427
6	8	ILARIA / LACE	1:01.730	8	ILARIA / LACE	47.044	6	8	ILARIA / LACE	1:48.774	1:50.196	1.422
7	81	BRYAN / HYDE	1:04.274	81	BRYAN / HYDE	47.486	7	81	BRYAN / HYDE	1:51.760	1:51.760	0.000
8	6	BAKER / DAWKINS	1:05.242	39	MOORE / MOORE	48.113	8	39	MOORE / MOORE	1:53.624	1:53.844	0.220
9	37	MORPHET / RYDER	1:05.271	37	MORPHET / RYDER	48.671	9	37	MORPHET / RYDER	1:53.942	1:55.163	1.221
10	39	MOORE / MOORE	1:05.511	6	BAKER / DAWKINS	49.031	10	6	BAKER / DAWKINS	1:54.273	1:56.302	2.029
11	33	HEGARTY / NEAVE	1:05.543	33	HEGARTY / NEAVE	49.802	11	33	HEGARTY / NEAVE	1:55.345	1:56.849	1.504
12	17	CRAWFORD / HARDIE	1:07.332	117	SCHOFIELD / SMITH	50.431	12	117	SCHOFIELD / SMITH	1:59.108	1:59.108	0.000
13	117	SCHOFIELD / SMITH	1:08.677									

International Sidecar Revival Meeting @ Cadwell Park

FSRA British F2 Sidecars

FREE PRACTICE - STATISTICS

Competitors Started	13
Planned Start	2024-08-03 @ 11:12:00.000
Actual Start	2024-08-03 @ 12:09:50.103
Finish Time	2024-08-03 @ 12:24:44.959
Track Length	2.1800mi.
Total Laps	48
Total Distance Covered	104.6408mi.

Session Fastest Lap History

NO	CL	NAME	LAP TIME	TIME OF DAY	LAP	VEHICLE
8		ILARIA / LACE	1:54.591	12:12:24.589	1	Christie Engineering 600
99		RAMSDEN / RAMSDEN	1:52.796	12:12:28.817	1	LCR Honda
8		ILARIA / LACE	1:50.196	12:14:14.785	2	Christie Engineering 600
99		RAMSDEN / RAMSDEN	1:50.066	12:14:18.882	2	LCR Honda
9	C	CLARKE / JOHNSON	1:49.097	12:14:19.420	2	CES Yamaha R6
97		DAWSON / SIMS	1:48.106	12:14:22.506	2	Molyneux Yamaha
9	C	CLARKE / JOHNSON	1:46.795	12:16:06.215	3	CES Yamaha R6
9	C	CLARKE / JOHNSON	1:44.026	12:17:50.240	4	CES Yamaha R6
9	C	CLARKE / JOHNSON	1:42.793	12:19:33.034	5	CES Yamaha R6
87		FENWICK / KNAPTON	1:42.376	12:23:05.850	7	Shelbourne Yamaha
87		FENWICK / KNAPTON	1:41.615	12:24:47.466	8	Shelbourne Yamaha

Flag History

TYPE	TIME OF DAY
GREEN	12:09:50.103
FINISH	12:24:44.959

Flag Statistics

TYPE	COUNT	TOTAL LAPS	TOTAL TIME
Green	1	8	16:18.487
Red	0	0	0.000
Safety Car	0	0	0.000
FCY	0	0	0.000

International Sidecar Revival Meeting @ Cadwell Park

FSRA British F2 Sidecars

FREE PRACTICE - STATISTICS

CLASS :

9 Starters

Fastest Lap History

NO	NAME	LAP TIME	TIME OF DAY	LAP	VEHICLE
8	ILARIA / LACE	1:54.591	12:12:24.589	1	Christie Engineering 600
99	RAMSDEN / RAMSDEN	1:52.796	12:12:28.817	1	LCR Honda
8	ILARIA / LACE	1:50.196	12:14:14.785	2	Christie Engineering 600
99	RAMSDEN / RAMSDEN	1:50.066	12:14:18.882	2	LCR Honda
97	DAWSON / SIMS	1:48.106	12:14:22.506	2	Molyneux Yamaha
99	RAMSDEN / RAMSDEN	1:47.965	12:16:06.848	3	LCR Honda
87	FENWICK / KNAPTON	1:47.377	12:16:08.227	3	Shelbourne Yamaha
97	DAWSON / SIMS	1:47.318	12:16:09.824	3	Molyneux Yamaha
99	RAMSDEN / RAMSDEN	1:46.119	12:17:52.966	4	LCR Honda
87	FENWICK / KNAPTON	1:45.722	12:17:53.948	4	Shelbourne Yamaha
87	FENWICK / KNAPTON	1:45.182	12:19:39.129	5	Shelbourne Yamaha
87	FENWICK / KNAPTON	1:44.345	12:21:23.475	6	Shelbourne Yamaha
87	FENWICK / KNAPTON	1:42.376	12:23:05.850	7	Shelbourne Yamaha
87	FENWICK / KNAPTON	1:41.615	12:24:47.466	8	Shelbourne Yamaha

International Sidecar Revival Meeting @ Cadwell Park

FSRA British F2 Sidecars

FREE PRACTICE - STATISTICS

CLASS : C

3 Starters

Fastest Lap History

NO	NAME	LAP TIME	TIME OF DAY	LAP	VEHICLE
9	CLARKE / JOHNSON	1:54.480	12:12:30.323	1	CES Yamaha R6
9	CLARKE / JOHNSON	1:49.097	12:14:19.420	2	CES Yamaha R6
9	CLARKE / JOHNSON	1:46.795	12:16:06.215	3	CES Yamaha R6
9	CLARKE / JOHNSON	1:44.026	12:17:50.240	4	CES Yamaha R6
9	CLARKE / JOHNSON	1:42.793	12:19:33.034	5	CES Yamaha R6

International Sidecar Revival Meeting @ Cadwell Park

FSRA British F2 Sidecars

FREE PRACTICE - STATISTICS

CLASS : C/R

1 Starters

Fastest Lap History

NO	NAME	LAP TIME	TIME OF DAY	LAP	VEHICLE
96	SAUNDERS / STOKOE	1:58.363	12:12:40.760	1	Baker Honda
96	SAUNDERS / STOKOE	1:54.416	12:14:35.175	2	Baker Honda
96	SAUNDERS / STOKOE	1:51.079	12:16:26.255	3	Baker Honda
96	SAUNDERS / STOKOE	1:48.526	12:18:14.781	4	Baker Honda
96	SAUNDERS / STOKOE	1:46.891	12:20:01.672	5	Baker Honda
96	SAUNDERS / STOKOE	1:46.241	12:23:34.920	7	Baker Honda

International Sidecar Revival Meeting @ Cadwell Park

FSRA British F2 Sidecars

QUALIFYING - CLASSIFICATION



POS	NO	CL	PIC	NAME	ENTRY	TIME	ON	LAPS	GAP	DIFF	MPH
1	72		1	FOUND / WALMSLEY	LCR Honda - Trustland Construction	1:36.506	6	6			81.32
2	17		2	CRAWFORD / HARDIE	LCR Suzuki - Team ARC	1:38.129	3	6	1.623	1.623	79.97
3	99		3	S.RAMSDEN / M.RAMSDEN	LCR Honda - Ramsden Racing	1:39.366	3	6	2.860	1.237	78.98
4	87		4	FENWICK / KNAPTON	Shelbourne Yamaha - CR Fenwick Commercials Ltd	1:39.760	3	6	3.254	0.394	78.66
5	9	C	1	CLARKE / JOHNSON	CES Yamaha R6 - Eddys Moto	1:40.575	6	6	4.069	0.815	78.03
6	97		5	DAWSON / SIMS	Molyneux Yamaha - Dawson Classic Motorcycles	1:40.795	4	4	4.289	0.220	77.86
7	81		6	BRYAN / HYDE	Baker Honda - L&W Contractors	1:40.854	6	6	4.348	0.059	77.81
8	8		7	ILARIA / LACE	Christie Engineering 600 - Powerhouse	1:42.501	5	6	5.995	1.647	76.56
9	32		8	HORSPOLE / FORREST	Shelbourne Honda - Baker Plant Hire	1:42.928	3	6	6.422	0.427	76.24
10	96	C/R	1	Ja.SAUNDERS / STOKOE	Baker Honda - Homechoice Flooring Solutions	1:43.195	5	6	6.689	0.267	76.05
11	14		9	LOCKEY / BINNS	LCR Honda - Real Racing	1:44.489	6	6	7.983	1.294	75.10
12	18		10	Jo.SAUNDERS / COOKE	LCR Yamaha - Home Choice Flooring	1:44.831	6	6	8.325	0.342	74.86
13	83		11	BUCHANAN / EVANS	Lumley Kawasaki - Bull Inn Racing	1:45.278	4	4	8.772	0.447	74.54
14	33		12	HEGARTY / NEAVE	Baker Suzuki - Mark Hegarty Surfacing	1:45.597	6	6	9.091	0.319	74.32
15	37	C	2	MORPHET / RYDER	LCR Suzuki -	1:45.926	5	6	9.420	0.329	74.09
16	39		13	B.MOORE / A.MOORE	Ireson Honda - MDK Office Seating / LPC / LBS Racing	1:46.017	6	6	9.511	0.091	74.02
17	117	C	3	SCHOFIELD / SMITH	Bellas Yamaha - V8PR.co.uk	1:46.098	6	6	9.592	0.081	73.96
18	6		14	BAKER / DAWKINS	Baker Suzuki K10 - Marin	1:47.024	6	6	10.518	0.926	73.32

Weather / Track : Bright / Dry

Date: 03/08/2024 Start: 16:09 Finish: 16:19

These results are provisional until the conclusion of any judicial and technical matters.

Cadwell Park: 2.1800 miles

Clerk Of Course:

Tony MacBride

Stewards:

Timekeeper:

Richard Evans



Results can be found at www.tsl-timing.com

Printed - 16:22 Saturday, 03 August 2024



International Sidecar Revival Meeting @ Cadwell Park

FSRA British F2 Sidecars

QUALIFYING - SECTOR ANALYSIS



SECTOR 1 = FL to I1, SECTOR 2 = I1 to FL, DIFF = Difference To Personal Best Lap, P = Crossed Finish Line in Pit Lane, D = Time Disallowed

P1 72		FOUND S / WALMSLEY		LCR Honda - Trustland Construction			
IDEAL LAP TIME : 1:36.479		BEST LAP TIME : 1:36.506		DIFFERENCE : 0.027			
LAP	SECTOR 1	SECTOR 2	LAP TIME	MPH	DIFF	TIME OF DAY	
1 -	59.638	42.300	1:41.938	76.98	5.432	16:11:38.208	
2 -	56.405	41.629	1:38.034	80.05	1.528	16:13:16.242	
3 -	55.768	41.450	1:37.218	80.72	0.712	16:14:53.460	
4 -	55.392	41.521	1:36.913 (2)	80.98	0.407	16:16:30.373	
5 -	55.926	41.095	1:37.021 (3)	80.89	0.515	16:18:07.394	
6 -	55.384	41.122	1:36.506 (1)	81.32		16:19:43.900	

P2 17		CRAWFORD / HARDIE		LCR Suzuki - Team ARC			
IDEAL LAP TIME : 1:38.035		BEST LAP TIME : 1:38.129		DIFFERENCE : 0.094			
LAP	SECTOR 1	SECTOR 2	LAP TIME	MPH	DIFF	TIME OF DAY	
1 -	58.286	43.094	1:41.380	77.41	3.251	16:11:44.401	
2 -	57.902	43.187	1:41.089	77.63	2.960	16:13:25.490	
3 -	56.527	41.602	1:38.129 (1)	79.97		16:15:03.619	
4 -	56.831	41.585	1:38.416 (3)	79.74	0.287	16:16:42.035	
5 -	56.876	41.569	1:38.445	79.72	0.316	16:18:20.480	
6 -	56.466	41.727	1:38.193 (2)	79.92	0.064	16:19:58.673	

P3 99		S.RAMSDEN / M.RAMSDEN		LCR Honda - Ramsden Racing			
IDEAL LAP TIME : 1:38.944		BEST LAP TIME : 1:39.366		DIFFERENCE : 0.422			
LAP	SECTOR 1	SECTOR 2	LAP TIME	MPH	DIFF	TIME OF DAY	
1 -	59.481	42.789	1:42.270	76.73	2.904	16:11:43.555	
2 -	59.067	43.442	1:42.509	76.55	3.143	16:13:26.064	
3 -	57.495	41.871	1:39.366 (1)	78.98		16:15:05.430	
4 -	57.487	42.266	1:39.753	78.67	0.387	16:16:45.183	
5 -	57.361	42.063	1:39.424 (2)	78.93	0.058	16:18:24.607	
6 -	57.073	42.593	1:39.666 (3)	78.74	0.300	16:20:04.273	

P4 87		FENWICK / KNAPTON		Shelbourne Yamaha - CR Fenwick Commercials Ltd			
IDEAL LAP TIME : 1:39.608		BEST LAP TIME : 1:39.760		DIFFERENCE : 0.152			
LAP	SECTOR 1	SECTOR 2	LAP TIME	MPH	DIFF	TIME OF DAY	
1 -	1:00.762	42.515	1:43.277	75.99	3.517	16:11:37.951	
2 -	57.989	42.520	1:40.509	78.08	0.749	16:13:18.460	
3 -	57.234	42.526	1:39.760 (1)	78.66		16:14:58.220	
4 -	57.551	42.540	1:40.091	78.40	0.331	16:16:38.311	
5 -	57.499	42.374	1:39.873 (2)	78.58	0.113	16:18:18.184	
6 -	57.457	42.600	1:40.057 (3)	78.43	0.297	16:19:58.241	

P5 9 C		CLARKE / JOHNSON		CES Yamaha R6 - Eddys Moto			
IDEAL LAP TIME : 1:40.575		BEST LAP TIME : 1:40.575		DIFFERENCE : 0.000			
LAP	SECTOR 1	SECTOR 2	LAP TIME	MPH	DIFF	TIME OF DAY	
1 -	1:00.473	43.362	1:43.835	75.58	3.260	16:11:43.302	
2 -	59.939	43.206	1:43.145	76.08	2.570	16:13:26.447	
3 -	59.394	43.286	1:42.680	76.43	2.105	16:15:09.127	
4 -	58.335	42.685	1:41.020 (3)	77.68	0.445	16:16:50.147	
5 -	58.383	42.459	1:40.842 (2)	77.82	0.267	16:18:30.989	
6 -	58.145	42.430	1:40.575 (1)	78.03		16:20:11.564	

P6 97		DAWSON / SIMS		Molyneux Yamaha - Dawson Classic Motorcycles			
IDEAL LAP TIME : 1:40.795		BEST LAP TIME : 1:40.795		DIFFERENCE : 0.000			
LAP	SECTOR 1	SECTOR 2	LAP TIME	MPH	DIFF	TIME OF DAY	
1 -	1:00.489	43.742	1:44.231 (3)	75.29	3.436	16:11:45.940	
2 -	57.919	43.199	1:41.118 (2)	77.61	0.323	16:13:27.058	
3 -	59.459	49.120	1:48.579	72.27	7.784	16:15:15.637	
4 -	57.661	43.134	1:40.795 (1)	77.86		16:16:56.432	

International Sidecar Revival Meeting @ Cadwell Park

FSRA British F2 Sidecars

QUALIFYING - SECTOR ANALYSIS



SECTOR 1 = FL to I1, SECTOR 2 = I1 to FL, DIFF = Difference To Personal Best Lap, P = Crossed Finish Line in Pit Lane, D = Time Disallowed

P7	81	BRYAN / HYDE	Baker Honda - L&W Contractors			
IDEAL LAP TIME : 1:40.507		BEST LAP TIME : 1:40.854		DIFFERENCE : 0.347		
LAP	SECTOR 1	SECTOR 2	LAP TIME	MPH	DIFF	TIME OF DAY
1 -	1:00.503	44.269	1:44.772	74.90	3.918	16:11:42.384
2 -	59.662	43.930	1:43.592	75.75	2.738	16:13:25.976
3 -	58.774	42.660	1:41.434	77.37	0.580	16:15:07.410
4 -	58.443	42.973	1:41.416 (3)	77.38	0.562	16:16:48.826
5 -	58.052	43.102	1:41.154 (2)	77.58	0.300	16:18:29.980
6 -	57.847	43.007	1:40.854 (1)	77.81		16:20:10.834
P8	8	ILARIA / LACE	Christie Engineering 600 - Powerhouse			
IDEAL LAP TIME : 1:42.369		BEST LAP TIME : 1:42.501		DIFFERENCE : 0.132		
LAP	SECTOR 1	SECTOR 2	LAP TIME	MPH	DIFF	TIME OF DAY
1 -	1:02.449	45.275	1:47.724	72.85	5.223	16:11:42.314
2 -	59.324	43.916	1:43.240	76.01	0.739	16:13:25.554
3 -	1:00.143	44.669	1:44.812	74.87	2.311	16:15:10.366
4 -	59.086	43.758	1:42.844 (2)	76.31	0.343	16:16:53.210
5 -	58.611	43.890	1:42.501 (1)	76.56		16:18:35.711
6 -	58.940	44.133	1:43.073 (3)	76.14	0.572	16:20:18.784
P9	32	HORSPOLE / FORREST	Shelbourne Honda - Baker Plant Hire			
IDEAL LAP TIME : 1:42.928		BEST LAP TIME : 1:42.928		DIFFERENCE : 0.000		
LAP	SECTOR 1	SECTOR 2	LAP TIME	MPH	DIFF	TIME OF DAY
1 -	1:03.207	44.512	1:47.719	72.85	4.791	16:11:50.771
2 -	59.928	43.940	1:43.868 (3)	75.55	0.940	16:13:34.639
3 -	59.348	43.580	1:42.928 (1)	76.24		16:15:17.567
4 -	59.649	44.213	1:43.862 (2)	75.56	0.934	16:17:01.429
5 -	59.985	43.917	1:43.902	75.53	0.974	16:18:45.331
6 -	1:00.264	44.302	1:44.566	75.05	1.638	16:20:29.897
P10	96 C/R	Ja.SAUNDERS / STOKOE	Baker Honda - Homechoice Flooring Solutions			
IDEAL LAP TIME : 1:43.195		BEST LAP TIME : 1:43.195		DIFFERENCE : 0.000		
LAP	SECTOR 1	SECTOR 2	LAP TIME	MPH	DIFF	TIME OF DAY
1 -	1:02.994	45.514	1:48.508	72.32	5.313	16:11:53.535
2 -	1:02.589	45.719	1:48.308 (3)	72.46	5.113	16:13:41.843
3 -	1:03.485	IN PIT	2:01.733 P	64.46	18.538	16:15:43.576
4 -	OUTLAP	44.047	1:48.138	72.57	4.943	16:17:31.714
5 -	59.942	43.253	1:43.195 (1)	76.05		16:19:14.909
6 -	1:00.696	46.586	1:47.282 (2)	73.15	4.087	16:21:02.191
P11	14	LOCKEY / BINNS	LCR Honda - Real Racing			
IDEAL LAP TIME : 1:44.489		BEST LAP TIME : 1:44.489		DIFFERENCE : 0.000		
LAP	SECTOR 1	SECTOR 2	LAP TIME	MPH	DIFF	TIME OF DAY
1 -	1:05.581	46.163	1:51.744	70.23	7.255	16:11:53.214
2 -	1:02.484	45.843	1:48.327	72.44	3.838	16:13:41.541
3 -	1:01.776	45.190	1:46.966	73.36	2.477	16:15:28.507
4 -	1:00.721	44.842	1:45.563 (3)	74.34	1.074	16:17:14.070
5 -	1:00.509	44.587	1:45.096 (2)	74.67	0.607	16:18:59.166
6 -	1:00.012	44.477	1:44.489 (1)	75.10		16:20:43.655
P12	18	Jo.SAUNDERS / COOKE	LCR Yamaha - Home Choice Flooring			
IDEAL LAP TIME : 1:44.831		BEST LAP TIME : 1:44.831		DIFFERENCE : 0.000		
LAP	SECTOR 1	SECTOR 2	LAP TIME	MPH	DIFF	TIME OF DAY
1 -	1:10.715	48.710	1:59.425	65.71	14.594	16:12:11.078
2 -	1:04.346	46.707	1:51.053	70.66	6.222	16:14:02.131
3 -	1:02.076	45.780	1:47.856 (3)	72.76	3.025	16:15:49.987
4 -	1:02.591	45.370	1:47.961	72.69	3.130	16:17:37.948
5 -	1:00.867	44.786	1:45.653 (2)	74.28	0.822	16:19:23.601
6 -	1:00.755	44.076	1:44.831 (1)	74.86		16:21:08.432

International Sidecar Revival Meeting @ Cadwell Park

FSRA British F2 Sidecars

QUALIFYING - SECTOR ANALYSIS



SECTOR 1 = FL to I1, SECTOR 2 = I1 to FL, DIFF = Difference To Personal Best Lap, P = Crossed Finish Line in Pit Lane, D = Time Disallowed

P13 83		BUCHANAN / EVANS		Lumley Kawasaki - Bull Inn Racing		
IDEAL LAP TIME : 1:45.278		BEST LAP TIME : 1:45.278		DIFFERENCE : 0.000		
LAP	SECTOR 1	SECTOR 2	LAP TIME	MPH	DIFF	TIME OF DAY
1 -	1:02.905	45.645	1:48.550	72.29	3.272	16:11:54.231
2 -	1:02.469	45.530	1:47.999 (3)	72.66	2.721	16:13:42.230
3 -	1:02.317	45.446	1:47.763 (2)	72.82	2.485	16:15:29.993
4 -	1:00.872	44.406	1:45.278 (1)	74.54		16:17:15.271

P14 33		HEGARTY / NEAVE		Baker Suzuki - Mark Hegarty Surfacing		
IDEAL LAP TIME : 1:45.002		BEST LAP TIME : 1:45.597		DIFFERENCE : 0.595		
LAP	SECTOR 1	SECTOR 2	LAP TIME	MPH	DIFF	TIME OF DAY
1 -	1:02.565	45.968	1:48.533	72.31	2.936	16:11:59.022
2 -	1:01.889	45.140	1:47.029	73.32	1.432	16:13:46.051
3 -	1:00.620	45.474	1:46.094 (2)	73.97	0.497	16:15:32.145
4 -	1:01.594	45.470	1:47.064	73.30	1.467	16:17:19.209
5 -	1:00.906	45.335	1:46.241 (3)	73.87	0.644	16:19:05.450
6 -	1:01.215	44.382	1:45.597 (1)	74.32		16:20:51.047

P15 37 C		MORPHET / RYDER		LCR Suzuki -		
IDEAL LAP TIME : 1:45.710		BEST LAP TIME : 1:45.926		DIFFERENCE : 0.216		
LAP	SECTOR 1	SECTOR 2	LAP TIME	MPH	DIFF	TIME OF DAY
1 -	1:03.305	46.130	1:49.435	71.71	3.509	16:12:00.703
2 -	1:01.783	44.982	1:46.765	73.50	0.839	16:13:47.468
3 -	1:01.242	44.934	1:46.176 (2)	73.91	0.250	16:15:33.644
4 -	1:01.705	45.298	1:47.003	73.34	1.077	16:17:20.647
5 -	1:00.804	45.122	1:45.926 (1)	74.09		16:19:06.573
6 -	1:01.604	44.906	1:46.510 (3)	73.68	0.584	16:20:53.083

P16 39		B.MOORE / A.MOORE		Ireson Honda - MDK Office Seating / LPC / LBS Racing		
IDEAL LAP TIME : 1:46.000		BEST LAP TIME : 1:46.017		DIFFERENCE : 0.017		
LAP	SECTOR 1	SECTOR 2	LAP TIME	MPH	DIFF	TIME OF DAY
1 -	1:03.267	44.874	1:48.141	72.57	2.124	16:11:55.304
2 -	1:01.835	45.650	1:47.485 (3)	73.01	1.468	16:13:42.789
3 -	1:01.686	47.136	1:48.822	72.11	2.805	16:15:31.611
4 -	1:01.847	46.088	1:47.935	72.71	1.918	16:17:19.546
5 -	1:01.489	45.128	1:46.617 (2)	73.60	0.600	16:19:06.163
6 -	1:01.506	44.511	1:46.017 (1)	74.02		16:20:52.180

P17 117 C		SCHOFIELD / SMITH		Bellas Yamaha - V8PR.co.uk		
IDEAL LAP TIME : 1:45.840		BEST LAP TIME : 1:46.098		DIFFERENCE : 0.258		
LAP	SECTOR 1	SECTOR 2	LAP TIME	MPH	DIFF	TIME OF DAY
1 -	1:03.424	45.806	1:49.230	71.84	3.132	16:12:04.734
2 -	1:01.963	46.191	1:48.154	72.56	2.056	16:13:52.888
3 -	1:01.629	45.394	1:47.023 (2)	73.33	0.925	16:15:39.911
4 -	1:01.470	45.923	1:47.393 (3)	73.07	1.295	16:17:27.304
5 -	1:06.419	45.767	1:52.186	69.95	6.088	16:19:19.490
6 -	1:01.728	44.370	1:46.098 (1)	73.96		16:21:05.588

P18 6		BAKER / DAWKINS		Baker Suzuki K10 - Marin		
IDEAL LAP TIME : 1:46.617		BEST LAP TIME : 1:47.024		DIFFERENCE : 0.407		
LAP	SECTOR 1	SECTOR 2	LAP TIME	MPH	DIFF	TIME OF DAY
1 -	1:04.524	47.467	1:51.991	70.07	4.967	16:12:03.632
2 -	1:02.615	45.957	1:48.572	72.28	1.548	16:13:52.204
3 -	1:01.528	45.800	1:47.328	73.12	0.304	16:15:39.532
4 -	1:01.471	45.693	1:47.164 (2)	73.23	0.140	16:17:26.696
5 -	1:00.924	46.334	1:47.258 (3)	73.16	0.234	16:19:13.954
6 -	1:01.231	45.793	1:47.024 (1)	73.32		16:21:00.978

International Sidecar Revival Meeting @ Cadwell Park

FSRA British F2 Sidecars

QUALIFYING - BEST SECTORS

SECTOR 1			SECTOR 2			IDEAL / BEST COMPARISON						
POS	NO	NAME	TIME	NO	NAME	TIME	POS	NO	NAME	IDEAL	BEST	DIFF
1	72	FOUND / WALMSLEY	55.384	72	FOUND / WALMSLEY	41.095	1	72	FOUND / WALMSLE	1:36.479	1:36.506	0.027
2	17	CRAWFORD / HARDIE	56.466	17	CRAWFORD / HARDIE	41.569	2	17	CRAWFORD / HARDI	1:38.035	1:38.129	0.094
3	99	S.RAMSDEN / M.RAMSDEN	57.073	99	S.RAMSDEN / M.RAMSDEN	41.871	3	99	S.RAMSDEN / M.RAM	1:38.944	1:39.366	0.422
4	87	FENWICK / KNAPTON	57.234	87	FENWICK / KNAPTON	42.374	4	87	FENWICK / KNAPTON	1:39.608	1:39.760	0.152
5	97	DAWSON / SIMS	57.661	9	CLARKE / JOHNSON	42.430	5	81	BRYAN / HYDE	1:40.507	1:40.854	0.347
6	81	BRYAN / HYDE	57.847	81	BRYAN / HYDE	42.660	6	9	CLARKE / JOHNSON	1:40.575	1:40.575	0.000
7	9	CLARKE / JOHNSON	58.145	97	DAWSON / SIMS	43.134	7	97	DAWSON / SIMS	1:40.795	1:40.795	0.000
8	8	ILARIA / LACE	58.611	96	Ja.SAUNDERS / STOKOE	43.253	8	8	ILARIA / LACE	1:42.369	1:42.501	0.132
9	32	HORSPOLE / FORREST	59.348	32	HORSPOLE / FORREST	43.580	9	32	HORSPOLE / FORRE	1:42.928	1:42.928	0.000
10	96	Ja.SAUNDERS / STOKOE	59.942	8	ILARIA / LACE	43.758	10	96	Ja.SAUNDERS / STOI	1:43.195	1:43.195	0.000
11	14	LOCKEY / BINNS	1:00.012	18	Jo.SAUNDERS / COOKE	44.076	11	14	LOCKEY / BINNS	1:44.489	1:44.489	0.000
12	33	HEGARTY / NEAVE	1:00.620	117	SCHOFIELD / SMITH	44.370	12	18	Jo.SAUNDERS / COO	1:44.831	1:44.831	0.000
13	18	Jo.SAUNDERS / COOKE	1:00.755	33	HEGARTY / NEAVE	44.382	13	33	HEGARTY / NEAVE	1:45.002	1:45.597	0.595
14	37	MORPHET / RYDER	1:00.804	83	BUCHANAN / EVANS	44.406	14	83	BUCHANAN / EVANS	1:45.278	1:45.278	0.000
15	83	BUCHANAN / EVANS	1:00.872	14	LOCKEY / BINNS	44.477	15	37	MORPHET / RYDER	1:45.710	1:45.926	0.216
16	6	BAKER / DAWKINS	1:00.924	39	B.MOORE / A.MOORE	44.511	16	117	SCHOFIELD / SMITH	1:45.840	1:46.098	0.258
17	117	SCHOFIELD / SMITH	1:01.470	37	MORPHET / RYDER	44.906	17	39	B.MOORE / A.MOORE	1:46.000	1:46.017	0.017
18	39	B.MOORE / A.MOORE	1:01.489	6	BAKER / DAWKINS	45.693	18	6	BAKER / DAWKINS	1:46.617	1:47.024	0.407

PERFECT LAP 1:36.479

International Sidecar Revival Meeting @ Cadwell Park

FSRA British F2 Sidecars

QUALIFYING - STATISTICS

Competitors Started 18
Planned Start 2024-08-03 @ 14:35:00.000
Actual Start 2024-08-03 @ 16:09:21.789
Finish Time 2024-08-03 @ 16:19:24.581
Track Length 2.1800mi.
Total Laps 104
Total Distance Covered 226.7219mi.

Session Fastest Lap History

NO	CL	NAME	LAP TIME	TIME OF DAY	LAP	VEHICLE
87		FENWICK / KNAPTON	1:43.277	16:11:37.973	1	Shelbourne Yamaha
72		FOUNDs / WALMSLEY	1:41.938	16:11:38.231	1	LCR Honda
17		CRAWFORD / HARDIE	1:41.380	16:11:44.420	1	LCR Suzuki
72		FOUNDs / WALMSLEY	1:38.034	16:13:16.265	2	LCR Honda
72		FOUNDs / WALMSLEY	1:37.218	16:14:53.482	3	LCR Honda
72		FOUNDs / WALMSLEY	1:36.913	16:16:30.395	4	LCR Honda
72		FOUNDs / WALMSLEY	1:36.506	16:19:43.922	6	LCR Honda

Flag History

TYPE	TIME OF DAY
GREEN	16:09:21.789
FINISH	16:19:24.581

Flag Statistics

TYPE	COUNT	TOTAL LAPS	TOTAL TIME
Green	1	6	12:59.840
Red	0	0	0.000
Safety Car	0	0	0.000
FCY	0	0	0.000

International Sidecar Revival Meeting @ Cadwell Park

FSRA British F2 Sidecars

QUALIFYING - STATISTICS

CLASS :

14 Starters

Fastest Lap History

NO	NAME	LAP TIME	TIME OF DAY	LAP	VEHICLE
87	FENWICK / KNAPTON	1:43.277	16:11:37.973	1	Shelbourne Yamaha
72	FOUND S / WALMSLEY	1:41.938	16:11:38.231	1	LCR Honda
17	CRAWFORD / HARDIE	1:41.380	16:11:44.420	1	LCR Suzuki
72	FOUND S / WALMSLEY	1:38.034	16:13:16.265	2	LCR Honda
72	FOUND S / WALMSLEY	1:37.218	16:14:53.482	3	LCR Honda
72	FOUND S / WALMSLEY	1:36.913	16:16:30.395	4	LCR Honda
72	FOUND S / WALMSLEY	1:36.506	16:19:43.922	6	LCR Honda

International Sidecar Revival Meeting @ Cadwell Park

FSRA British F2 Sidecars

QUALIFYING - STATISTICS

CLASS : C

3 Starters

Fastest Lap History

NO	NAME	LAP TIME	TIME OF DAY	LAP	VEHICLE
9	CLARKE / JOHNSON	1:43.835	16:11:43.322	1	CES Yamaha R6
9	CLARKE / JOHNSON	1:43.145	16:13:26.466	2	CES Yamaha R6
9	CLARKE / JOHNSON	1:42.680	16:15:09.148	3	CES Yamaha R6
9	CLARKE / JOHNSON	1:41.020	16:16:50.167	4	CES Yamaha R6
9	CLARKE / JOHNSON	1:40.842	16:18:31.009	5	CES Yamaha R6
9	CLARKE / JOHNSON	1:40.575	16:20:11.584	6	CES Yamaha R6

International Sidecar Revival Meeting @ Cadwell Park

FSRA British F2 Sidecars

QUALIFYING - STATISTICS

CLASS : C/R

1 Starters

Fastest Lap History

NO	NAME	LAP TIME	TIME OF DAY	LAP	VEHICLE
96	Ja.SAUNDERS / STOKOE	1:48.508	16:11:53.565	1	Baker Honda
96	Ja.SAUNDERS / STOKOE	1:48.308	16:13:41.873	2	Baker Honda
96	Ja.SAUNDERS / STOKOE	1:43.195	16:19:14.939	5	Baker Honda

International Sidecar Revival Meeting @ Cadwell Park

FSRA British F2 Sidecars

RACE 11 - GRID (8 Laps)



ROW 9	25	1:46.098	117 SCHOFIELD / SMITH	26		27	1:47.024	6 BAKER / DAWKINS		
ROW 8				22	1:45.926	37 MORPHET / RYDER		24	1:46.017	39 B.MOORE / A.MOORE
ROW 7	19	1:45.278	83 BUCHANAN / EVANS	20		21	1:45.597	33 HEGARTY / NEAVE		
ROW 6				16	1:44.489	14 LOCKEY / BINNS		18	1:44.831	18 Jo.SAUNDERS / COOKE
ROW 5	13	1:42.928	32 HORSPOLE / FORREST	14		15	1:43.195	96 Ja.SAUNDERS / STOKOE		
ROW 4				10	1:40.854	81 BRYAN / HYDE		12	1:42.501	8 ILARIA / LACE
ROW 3	7	1:40.575	9 CLARKE / JOHNSON	8		9	1:40.795	97 DAWSON / SIMS		
ROW 2				4	1:39.366	99 S.RAMSDEN / M.RAMSDEN		6	1:39.760	87 FENWICK / KNAPTON
ROW 1	1	1:36.506	72 FOUNDS / WALMSLEY	2		3	1:38.129	17 CRAWFORD / HARDIE		
			Pole							

These results are provisional until the conclusion of any judicial and technical matters.

Cadwell Park: 2.1800 miles

Clerk Of Course:

Tony MacBride

Stewards:

Timekeeper:

Richard Evans



Results can be found at www.tsl-timing.com

Printed - 16:24 Saturday, 03 August 2024



International Sidecar Revival Meeting @ Cadwell Park

FSRA British F2 Sidecars

RACE 11 - CLASSIFICATION

Race Distance: 8 Laps / 17.44 miles



POS	NO	CL	PIC	NAME	ENTRY	LAPS	TIME	GAP	DIFF	MPH	BEST	ON	GRD	↑↓
1	72		1	FOUND / WALMSLEY	LCR Honda - Trustland Construction	8	12:59.327			80.56	1:36.418	8	1	0
2	17		2	CRAWFORD / HARDIE	LCR Suzuki - Team ARC	8	13:11.698	12.371	12.371	79.30	1:37.179	4	2	0
3	99		3	S.RAMSDEN / M.RAMSDEN	LCR Honda - Ramsden Racing	8	13:24.621	25.294	12.923	78.02	1:39.140	2	3	0
4	81		4	BRYAN / HYDE	Baker Honda - L&W Contractors	8	13:28.910	29.583	4.289	77.61	1:39.635	5	7	3
5	9	C	1	CLARKE / JOHNSON	CES Yamaha R6 - Eddys Moto	8	13:32.544	33.217	3.634	77.26	1:39.795	5	5	0
6	87		5	FENWICK / KNAPTON	Shelbourne Yamaha - CR Fenwick Commercials Ltd	8	13:36.996	37.669	4.452	76.84	1:39.665	7	4	-2
7	97		6	DAWSON / SIMS	Molyneux Yamaha - Dawson Classic Motorcycles	8	13:39.096	39.769	2.100	76.65	1:40.259	3	6	-1
8	96	C/R	1	Ja.SAUNDERS / STOKOE	Baker Honda - Homechoice Flooring Solutions	8	13:49.164	49.837	10.068	75.72	1:42.170	7	10	2
9	8		7	ILARIA / LACE	Christie Engineering 600 - Powerhouse	8	13:51.837	52.510	2.673	75.47	1:42.380	6	8	-1
10	14		8	LOCKEY / BINNS	LCR Honda - Real Racing	8	13:51.967	52.640	0.130	75.46	1:42.460	7	11	1
11	33		9	HEGARTY / NEAVE	Baker Suzuki - Mark Hegarty Surfacing	8	13:59.930	1:00.603	7.963	74.74	1:43.148	7	14	3
12	32		10	HORSPOLE / FORREST	Shelbourne Honda - Baker Plant Hire	8	14:00.998	1:01.671	1.068	74.65	1:43.276	4	9	-3
13	39		11	B.MOORE / A.MOORE	Ireson Honda - MDK Office Seating / LPC / LBS Racing	8	14:17.431	1:18.104	16.433	73.22	1:45.215	2	16	3
14	83		12	BUCHANAN / EVANS	Lumley Kawasaki - Bull Inn Racing	8	14:30.895	1:31.568	13.464	72.09	1:45.002	8	13	-1
15	6		13	BAKER / DAWKINS	Baker Suzuki K10 - Marin	8	14:33.734	1:34.407	2.839	71.85	1:47.640	3	18	3
16	37	C	2	MORPHET / RYDER	LCR Suzuki -	8	14:33.977	1:34.650	0.243	71.83	1:47.497	8	15	-1
17	117	C	3	SCHOFIELD / SMITH	Bellas Yamaha - V8PR.co.uk	8	14:41.460	1:42.133	7.483	71.22	1:47.666	3	17	0

NOT CLASSIFIED

DNF	18			Jo.SAUNDERS / COOKE	LCR Yamaha - Home Choice Flooring	3	5:22.385	5 Laps	5 Laps	73.03	1:43.966	3	12	
-----	----	--	--	---------------------	-----------------------------------	---	----------	--------	--------	-------	----------	---	----	--

FASTEST LAP

72				FOUND / WALMSLEY	LCR Honda - Trustland Construction	8	1:36.418			81.39 mph		130.99 kph
9	C			CLARKE / JOHNSON	CES Yamaha R6 - Eddys Moto	5	1:39.795			78.64 mph		126.56 kph
96	C/R			Ja.SAUNDERS / STOKOE	Baker Honda - Homechoice Flooring Solutions	7	1:42.170			76.81 mph		123.61 kph

Comments:

Class - 92.5% of Race Speed = 74.51 mph
 Class C - 92.5% of Race Speed = 71.46 mph
 Class C/R - 92.5% of Race Speed = 70.04 mph

Weather / Track : Bright / Dry

These results are provisional until the conclusion of any judicial and technical matters.

Date: 03/08/2024 Start: 18:19 Finish: 18:32

Cadwell Park: 2.1800 miles

Clerk Of Course:

Tony MacBride

Stewards:

Timekeeper:

Richard Evans



Results can be found at www.tsl-timing.com

Printed - 18:35 Saturday, 03 August 2024



International Sidecar Revival Meeting @ Cadwell Park

FSRA British F2 Sidecars

RACE 11 - LAP CHART

LAP 1 @ 18:21:00.347

NO	BEHIND	LAP TIME
72		1:42.267
17	1.163	1:43.430
99	2.295	1:44.562
97	4.259	1:46.526
81	4.846	1:47.113
87	6.005	1:48.272
9	6.227	1:48.494
96	7.294	1:49.561
8	8.270	1:50.537
14	8.780	1:51.047
33	10.337	1:52.604
32	11.344	1:53.611
18	11.755	1:54.022
39	12.122	1:54.389
6	14.584	1:56.851
83	14.953	1:57.220
37	15.037	1:57.304
117	15.274	1:57.541

LAP 2 @ 18:22:37.091

NO	BEHIND	LAP TIME
72		1:36.744
17	1.611	1:37.192
99	4.691	1:39.140
81	8.667	1:40.565
97	9.793	1:42.278
9	10.462	1:40.979
87	11.265	1:42.004
96	13.841	1:43.291
8	14.689	1:43.163
14	15.123	1:43.087
33	17.861	1:44.268
32	18.669	1:44.069
18	19.408	1:44.397
39	20.593	1:45.215
6	26.008	1:48.168
37	26.152	1:47.859
83	26.559	1:48.350
117	26.787	1:48.257

LAP 3 @ 18:24:13.889

NO	BEHIND	LAP TIME
72		1:36.798
17	2.034	1:37.221
99	7.333	1:39.440
81	12.009	1:40.140
97	13.254	1:40.259
9	13.926	1:40.262
87	14.931	1:40.464
96	19.885	1:42.842
8	20.628	1:42.737
14	21.624	1:43.299
33	25.065	1:44.002
32	25.630	1:43.759
18	26.576	1:43.966
39	29.434	1:45.639
6	36.850	1:47.640
83	37.138	1:47.377
37	37.284	1:47.930
117	37.655	1:47.666

LAP 4 @ 18:25:50.342

NO	BEHIND	LAP TIME
72		1:36.453
17	2.760	1:37.179
99	10.546	1:39.666
81	15.492	1:39.936
97	17.306	1:40.505
9	17.704	1:40.231
87	19.118	1:40.640
96	26.218	1:42.786
8	26.978	1:42.803
14	28.261	1:43.090
32	32.453	1:43.276
33	33.013	1:44.401
39	38.554	1:45.573
6	48.712	1:48.315
37	49.059	1:48.228
83	49.093	1:48.408
117	49.240	1:48.038

LAP 5 @ 18:27:27.650

NO	BEHIND	LAP TIME
72		1:37.308
17	2.760	1:37.308
99	13.276	1:40.038
81	17.819	1:39.635
9	20.191	1:39.795
97	21.764	1:41.766
87	22.428	1:40.618
96	32.122	1:43.212
8	33.187	1:43.517
14	34.154	1:43.201
32	39.546	1:44.401
33	39.756	1:44.051
39	47.486	1:46.240
6	59.067	1:47.663
37	59.366	1:47.615
117	59.805	1:47.873
83	1:00.083	1:48.298

LAP 6 @ 18:29:04.244

NO	BEHIND	LAP TIME
72		1:36.594
17	5.620	1:39.454
99	16.791	1:40.109
81	21.490	1:40.265
9	23.727	1:40.130
87	27.478	1:41.644
97	27.721	1:42.551
96	38.178	1:42.650
8	38.973	1:42.380
14	40.044	1:42.484
33	46.831	1:43.669
32	47.835	1:44.883
39	58.931	1:48.039
6	1:10.717	1:48.244
37	1:10.979	1:48.207
117	1:11.205	1:47.994
83	1:11.647	1:48.158

LAP 7 @ 18:30:40.989

NO	BEHIND	LAP TIME
72		1:36.745

17	8.111	1:39.236
99	20.988	1:40.942
81	25.096	1:40.351
9	27.854	1:40.872
87	30.398	1:39.665
97	33.567	1:42.591
96	43.603	1:42.170
8	45.297	1:43.069
14	45.759	1:42.460
33	53.234	1:43.148
32	54.648	1:43.558
39	1:08.297	1:46.111
6	1:22.622	1:48.650
83	1:22.984	1:48.082
37	1:23.571	1:49.337
117	1:24.365	1:49.905

LAP 8 @ 18:32:17.407

NO	BEHIND	LAP TIME
72		1:36.418
17	12.371	1:40.678
99	25.294	1:40.724
81	29.583	1:40.905
9	33.217	1:41.781
87	37.669	1:43.689
97	39.769	1:42.620
96	49.837	1:42.652
8	52.510	1:43.631
14	52.640	1:43.299
33	1:00.603	1:43.787
32	1:01.671	1:43.441
39	1:18.104	1:46.225
83	1:31.568	1:45.002
6	1:34.407	1:48.203
37	1:34.650	1:47.497
117	1:42.133	1:54.186

International Sidecar Revival Meeting @ Cadwell Park

FSRA British F2 Sidecars

RACE 11 - POSITION CHART

No	Name	Lap	1	2	3	4	5	6	7	8
		Pos								
72	FOUND / WALMSLEY	1	72	72	72	72	72	72	72	72
17	CRAWFORD / HARDIE	2	17	17	17	17	17	17	17	17
99	S.RAMSDEN / M.RAMS	3	99	99	99	99	99	99	99	99
87	FENWICK / KNAPTON	4	97	81	81	81	81	81	81	81
9	CLARKE / JOHNSON	5	81	97	97	97	9	9	9	9
97	DAWSON / SIMS	6	87	9	9	9	97	87	87	87
81	BRYAN / HYDE	7	9	87	87	87	87	97	97	97
8	ILARIA / LACE	8	96	96	96	96	96	96	96	96
32	HORSPOLE / FORRES	9	8	8	8	8	8	8	8	8
96	Ja.SAUNDERS / STOK	10	14	14	14	14	14	14	14	14
14	LOCKEY / BINNS	11	33	33	33	32	32	33	33	33
18	Jo.SAUNDERS / COOK	12	32	32	32	33	33	32	32	32
83	BUCHANAN / EVANS	13	18	18	18	39	39	39	39	39
33	HEGARTY / NEAVE	14	39	39	39	6	6	6	6	83
37	MORPHET / RYDER	15	6	6	6	37	37	37	83	6
39	B.MOORE / A.MOORE	16	83	37	83	83	117	117	37	37
117	SCHOFIELD / SMITH	17	37	83	37	117	83	83	117	117
6	BAKER / DAWKINS	18	117	117	117					

International Sidecar Revival Meeting @ Cadwell Park

FSRA British F2 Sidecars

RACE 11 - SECTOR ANALYSIS



SECTOR 1 = FL to I1, SECTOR 2 = I1 to FL, DIFF = Difference To Personal Best Lap, P = Crossed Finish Line in Pit Lane, D = Time Disallowed

P1 72		FOUND S / WALMSLEY		LCR Honda - Trustland Construction		
IDEAL LAP TIME : 1:36.261		BEST LAP TIME : 1:36.418		DIFFERENCE : 0.157		
LAP	SECTOR 1	SECTOR 2	LAP TIME	MPH	DIFF	TIME OF DAY
1 -		41.342	1:42.267	76.74	5.849	18:21:00.347
2 -	55.604	41.140	1:36.744	81.12	0.326	18:22:37.091
3 -	55.600	41.198	1:36.798	81.07	0.380	18:24:13.889
4 -	55.469	40.984	1:36.453 (2)	81.36	0.035	18:25:50.342
5 -	55.826	41.482	1:37.308	80.65	0.890	18:27:27.650
6 -	55.359	41.235	1:36.594 (3)	81.24	0.176	18:29:04.244
7 -	55.614	41.131	1:36.745	81.12	0.327	18:30:40.989
8 -	55.277	41.141	1:36.418 (1)	81.39		18:32:17.407

P2 17		CRAWFORD / HARDIE		LCR Suzuki - Team ARC		
IDEAL LAP TIME : 1:37.074		BEST LAP TIME : 1:37.179		DIFFERENCE : 0.105		
LAP	SECTOR 1	SECTOR 2	LAP TIME	MPH	DIFF	TIME OF DAY
1 -		41.607	1:43.430	75.87	6.251	18:21:01.510
2 -	56.204	40.988	1:37.192 (2)	80.74	0.013	18:22:38.702
3 -	56.086	41.135	1:37.221 (3)	80.72	0.042	18:24:15.923
4 -	56.089	41.090	1:37.179 (1)	80.75		18:25:53.102
5 -	56.107	41.201	1:37.308	80.65	0.129	18:27:30.410
6 -	56.450	43.004	1:39.454	78.91	2.275	18:29:09.864
7 -	56.746	42.490	1:39.236	79.08	2.057	18:30:49.100
8 -	57.549	43.129	1:40.678	77.95	3.499	18:32:29.778

P3 99		S.RAMSDEN / M.RAMSDEN		LCR Honda - Ramsden Racing		
IDEAL LAP TIME : 1:39.007		BEST LAP TIME : 1:39.140		DIFFERENCE : 0.133		
LAP	SECTOR 1	SECTOR 2	LAP TIME	MPH	DIFF	TIME OF DAY
1 -		42.112	1:44.562	75.05	5.422	18:21:02.642
2 -	56.895	42.245	1:39.140 (1)	79.16		18:22:41.782
3 -	57.153	42.287	1:39.440 (2)	78.92	0.300	18:24:21.222
4 -	57.458	42.208	1:39.666 (3)	78.74	0.526	18:26:00.888
5 -	57.632	42.406	1:40.038	78.45	0.898	18:27:40.926
6 -	57.401	42.708	1:40.109	78.39	0.969	18:29:21.035
7 -	57.895	43.047	1:40.942	77.74	1.802	18:31:01.977
8 -	58.086	42.638	1:40.724	77.91	1.584	18:32:42.701

P4 81		BRYAN / HYDE		Baker Honda - L&W Contractors		
IDEAL LAP TIME : 1:39.407		BEST LAP TIME : 1:39.635		DIFFERENCE : 0.228		
LAP	SECTOR 1	SECTOR 2	LAP TIME	MPH	DIFF	TIME OF DAY
1 -		43.071	1:47.113	73.26	7.478	18:21:05.193
2 -	57.799	42.766	1:40.565	78.03	0.930	18:22:45.758
3 -	57.723	42.417	1:40.140 (3)	78.37	0.505	18:24:25.898
4 -	57.764	42.172	1:39.936 (2)	78.53	0.301	18:26:05.834
5 -	57.334	42.301	1:39.635 (1)	78.76		18:27:45.469
6 -	58.192	42.073	1:40.265	78.27	0.630	18:29:25.734
7 -	57.830	42.521	1:40.351	78.20	0.716	18:31:06.085
8 -	58.212	42.693	1:40.905	77.77	1.270	18:32:46.990

P5 9 C		CLARKE / JOHNSON		CES Yamaha R6 - Eddys Moto		
IDEAL LAP TIME : 1:39.572		BEST LAP TIME : 1:39.795		DIFFERENCE : 0.223		
LAP	SECTOR 1	SECTOR 2	LAP TIME	MPH	DIFF	TIME OF DAY
1 -		43.915	1:48.494	72.33	8.699	18:21:06.574
2 -	57.760	43.219	1:40.979	77.71	1.184	18:22:47.553
3 -	57.804	42.458	1:40.262	78.27	0.467	18:24:27.815
4 -	57.468	42.763	1:40.231 (3)	78.29	0.436	18:26:08.046
5 -	57.114	42.681	1:39.795 (1)	78.64		18:27:47.841
6 -	57.525	42.605	1:40.130 (2)	78.37	0.335	18:29:27.971
7 -	57.654	43.218	1:40.872	77.80	1.077	18:31:08.843
8 -	57.581	44.200	1:41.781	77.10	1.986	18:32:50.624

International Sidecar Revival Meeting @ Cadwell Park

FSRA British F2 Sidecars

RACE 11 - SECTOR ANALYSIS



SECTOR 1 = FL to I1, SECTOR 2 = I1 to FL, DIFF = Difference To Personal Best Lap, P = Crossed Finish Line in Pit Lane, D = Time Disallowed

P6 87		FENWICK / KNAPTON		Shelbourne Yamaha - CR Fenwick Commercials Ltd			
IDEAL LAP TIME : 1:39.665		BEST LAP TIME : 1:39.665		DIFFERENCE : 0.000			
LAP	SECTOR 1	SECTOR 2	LAP TIME	MPH	DIFF	TIME OF DAY	
1 -		43.220	1:48.272	72.48	8.607	18:21:06.352	
2 -	58.397	43.607	1:42.004	76.93	2.339	18:22:48.356	
3 -	57.978	42.486	1:40.464 (2)	78.11	0.799	18:24:28.820	
4 -	57.962	42.678	1:40.640	77.98	0.975	18:26:09.460	
5 -	57.841	42.777	1:40.618 (3)	77.99	0.953	18:27:50.078	
6 -	58.390	43.254	1:41.644	77.21	1.979	18:29:31.722	
7 -	57.228	42.437	1:39.665 (1)	78.74		18:31:11.387	
8 -	1:00.456	43.233	1:43.689	75.68	4.024	18:32:55.076	

P7 97		DAWSON / SIMS		Molyneux Yamaha - Dawson Classic Motorcycles			
IDEAL LAP TIME : 1:40.259		BEST LAP TIME : 1:40.259		DIFFERENCE : 0.000			
LAP	SECTOR 1	SECTOR 2	LAP TIME	MPH	DIFF	TIME OF DAY	
1 -		43.150	1:46.526	73.67	6.267	18:21:04.606	
2 -	59.045	43.233	1:42.278	76.73	2.019	18:22:46.884	
3 -	57.618	42.641	1:40.259 (1)	78.27		18:24:27.143	
4 -	57.725	42.780	1:40.505 (2)	78.08	0.246	18:26:07.648	
5 -	58.313	43.453	1:41.766 (3)	77.11	1.507	18:27:49.414	
6 -	58.954	43.597	1:42.551	76.52	2.292	18:29:31.965	
7 -	59.048	43.543	1:42.591	76.49	2.332	18:31:14.556	
8 -	58.858	43.762	1:42.620	76.47	2.361	18:32:57.176	

P8 96 C/R		Ja.SAUNDERS / STOKOE		Baker Honda - Homechoice Flooring Solutions			
IDEAL LAP TIME : 1:42.170		BEST LAP TIME : 1:42.170		DIFFERENCE : 0.000			
LAP	SECTOR 1	SECTOR 2	LAP TIME	MPH	DIFF	TIME OF DAY	
1 -		43.400	1:49.561	71.63	7.391	18:21:07.641	
2 -	59.305	43.986	1:43.291	75.98	1.121	18:22:50.932	
3 -	59.507	43.335	1:42.842	76.31	0.672	18:24:33.774	
4 -	59.236	43.550	1:42.786	76.35	0.616	18:26:16.560	
5 -	59.721	43.491	1:43.212	76.03	1.042	18:27:59.772	
6 -	59.409	43.241	1:42.650 (2)	76.45	0.480	18:29:42.422	
7 -	59.131	43.039	1:42.170 (1)	76.81		18:31:24.592	
8 -	59.324	43.328	1:42.652 (3)	76.45	0.482	18:33:07.244	

P9 8		ILARIA / LACE		Christie Engineering 600 - Powerhouse			
IDEAL LAP TIME : 1:42.304		BEST LAP TIME : 1:42.380		DIFFERENCE : 0.076			
LAP	SECTOR 1	SECTOR 2	LAP TIME	MPH	DIFF	TIME OF DAY	
1 -		44.064	1:50.537	70.99	8.157	18:21:08.617	
2 -	59.427	43.736	1:43.163	76.07	0.783	18:22:51.780	
3 -	58.986	43.751	1:42.737 (2)	76.38	0.357	18:24:34.517	
4 -	58.801	44.002	1:42.803 (3)	76.34	0.423	18:26:17.320	
5 -	59.712	43.805	1:43.517	75.81	1.137	18:28:00.837	
6 -	58.877	43.503	1:42.380 (1)	76.65		18:29:43.217	
7 -	59.035	44.034	1:43.069	76.14	0.689	18:31:26.286	
8 -	59.489	44.142	1:43.631	75.73	1.251	18:33:09.917	

P10 14		LOCKEY / BINNS		LCR Honda - Real Racing			
IDEAL LAP TIME : 1:42.332		BEST LAP TIME : 1:42.460		DIFFERENCE : 0.128			
LAP	SECTOR 1	SECTOR 2	LAP TIME	MPH	DIFF	TIME OF DAY	
1 -		43.829	1:51.047	70.67	8.587	18:21:09.127	
2 -	59.443	43.644	1:43.087 (3)	76.13	0.627	18:22:52.214	
3 -	59.287	44.012	1:43.299	75.97	0.839	18:24:35.513	
4 -	59.393	43.697	1:43.090	76.12	0.630	18:26:18.603	
5 -	59.672	43.529	1:43.201	76.04	0.741	18:28:01.804	
6 -	58.981	43.503	1:42.484 (2)	76.57	0.024	18:29:44.288	
7 -	59.109	43.351	1:42.460 (1)	76.59		18:31:26.748	
8 -	59.509	43.790	1:43.299	75.97	0.839	18:33:10.047	

International Sidecar Revival Meeting @ Cadwell Park

FSRA British F2 Sidecars

RACE 11 - SECTOR ANALYSIS



SECTOR 1 = FL to I1, SECTOR 2 = I1 to FL, DIFF = Difference To Personal Best Lap, P = Crossed Finish Line in Pit Lane, D = Time Disallowed

P11 33		HEGARTY / NEAVE		Baker Suzuki - Mark Hegarty Surfacing			
IDEAL LAP TIME : 1:43.072		BEST LAP TIME : 1:43.148		DIFFERENCE : 0.076			
LAP	SECTOR 1	SECTOR 2	LAP TIME	MPH	DIFF	TIME OF DAY	
1 -		44.740	1:52.604	69.69	9.456	18:21:10.684	
2 -	1:00.038	44.230	1:44.268	75.26	1.120	18:22:54.952	
3 -	1:00.269	43.733	1:44.002	75.46	0.854	18:24:38.954	
4 -	1:00.576	43.825	1:44.401	75.17	1.253	18:26:23.355	
5 -	1:00.059	43.992	1:44.051	75.42	0.903	18:28:07.406	
6 -	1:00.339	43.330	1:43.669 (2)	75.70	0.521	18:29:51.075	
7 -	59.742	43.406	1:43.148 (1)	76.08		18:31:34.223	
8 -	1:00.330	43.457	1:43.787 (3)	75.61	0.639	18:33:18.010	

P12 32		HORSPOLE / FORREST		Shelbourne Honda - Baker Plant Hire			
IDEAL LAP TIME : 1:43.038		BEST LAP TIME : 1:43.276		DIFFERENCE : 0.238			
LAP	SECTOR 1	SECTOR 2	LAP TIME	MPH	DIFF	TIME OF DAY	
1 -		45.357	1:53.611	69.07	10.335	18:21:11.691	
2 -	59.645	44.424	1:44.069	75.41	0.793	18:22:55.760	
3 -	59.872	43.887	1:43.759	75.63	0.483	18:24:39.519	
4 -	59.581	43.695	1:43.276 (1)	75.99		18:26:22.795	
5 -	59.583	44.818	1:44.401	75.17	1.125	18:28:07.196	
6 -	1:00.300	44.583	1:44.883	74.82	1.607	18:29:52.079	
7 -	59.343	44.215	1:43.558 (3)	75.78	0.282	18:31:35.637	
8 -	59.365	44.076	1:43.441 (2)	75.86	0.165	18:33:19.078	

P13 39		B.MOORE / A.MOORE		Ireson Honda - MDK Office Seating / LPC / LBS Racing			
IDEAL LAP TIME : 1:45.002		BEST LAP TIME : 1:45.215		DIFFERENCE : 0.213			
LAP	SECTOR 1	SECTOR 2	LAP TIME	MPH	DIFF	TIME OF DAY	
1 -		45.050	1:54.389	68.60	9.174	18:21:12.469	
2 -	1:00.821	44.394	1:45.215 (1)	74.59		18:22:57.684	
3 -	1:01.187	44.452	1:45.639 (3)	74.29	0.424	18:24:43.323	
4 -	1:01.392	44.181	1:45.573 (2)	74.33	0.358	18:26:28.896	
5 -	1:01.707	44.533	1:46.240	73.87	1.025	18:28:15.136	
6 -	1:01.426	46.613	1:48.039	72.64	2.824	18:30:03.175	
7 -	1:01.299	44.812	1:46.111	73.96	0.896	18:31:49.286	
8 -	1:01.388	44.837	1:46.225	73.88	1.010	18:33:35.511	

P14 83		BUCHANAN / EVANS		Lumley Kawasaki - Bull Inn Racing			
IDEAL LAP TIME : 1:45.002		BEST LAP TIME : 1:45.002		DIFFERENCE : 0.000			
LAP	SECTOR 1	SECTOR 2	LAP TIME	MPH	DIFF	TIME OF DAY	
1 -		46.567	1:57.220	66.95	12.218	18:21:15.300	
2 -	1:02.469	45.881	1:48.350	72.43	3.348	18:23:03.650	
3 -	1:01.909	45.468	1:47.377 (2)	73.08	2.375	18:24:51.027	
4 -	1:01.708	46.700	1:48.408	72.39	3.406	18:26:39.435	
5 -	1:02.459	45.839	1:48.298	72.46	3.296	18:28:27.733	
6 -	1:02.975	45.183	1:48.158	72.56	3.156	18:30:15.891	
7 -	1:01.563	46.519	1:48.082 (3)	72.61	3.080	18:32:03.973	
8 -	1:01.043	43.959	1:45.002 (1)	74.74		18:33:48.975	

P15 6		BAKER / DAWKINS		Baker Suzuki K10 - Marin			
IDEAL LAP TIME : 1:47.337		BEST LAP TIME : 1:47.640		DIFFERENCE : 0.303			
LAP	SECTOR 1	SECTOR 2	LAP TIME	MPH	DIFF	TIME OF DAY	
1 -		46.472	1:56.851	67.16	9.211	18:21:14.931	
2 -	1:02.152	46.016	1:48.168 (3)	72.55	0.528	18:23:03.099	
3 -	1:01.775	45.865	1:47.640 (1)	72.91		18:24:50.739	
4 -	1:01.749	46.566	1:48.315	72.45	0.675	18:26:39.054	
5 -	1:01.472	46.191	1:47.663 (2)	72.89	0.023	18:28:26.717	
6 -	1:01.909	46.335	1:48.244	72.50	0.604	18:30:14.961	
7 -	1:01.905	46.745	1:48.650	72.23	1.010	18:32:03.611	
8 -	1:01.773	46.430	1:48.203	72.53	0.563	18:33:51.814	

International Sidecar Revival Meeting @ Cadwell Park

FSRA British F2 Sidecars

RACE 11 - SECTOR ANALYSIS



SECTOR 1 = FL to I1, SECTOR 2 = I1 to FL, DIFF = Difference To Personal Best Lap, P = Crossed Finish Line in Pit Lane, D = Time Disallowed

P16 37 C		MORPHET / RYDER		LCR Suzuki -		
IDEAL LAP TIME : 1:47.172		BEST LAP TIME : 1:47.497		DIFFERENCE : 0.325		
LAP	SECTOR 1	SECTOR 2	LAP TIME	MPH	DIFF	TIME OF DAY
1 -		46.333	1:57.304	66.90	9.807	18:21:15.384
2 -	1:02.199	45.660	1:47.859 (3)	72.76	0.362	18:23:03.243
3 -	1:02.117	45.813	1:47.930	72.71	0.433	18:24:51.173
4 -	1:02.025	46.203	1:48.228	72.51	0.731	18:26:39.401
5 -	1:01.729	45.886	1:47.615 (2)	72.92	0.118	18:28:27.016
6 -	1:02.472	45.735	1:48.207	72.52	0.710	18:30:15.223
7 -	1:02.038	47.299	1:49.337	71.77	1.840	18:32:04.560
8 -	1:01.512	45.985	1:47.497 (1)	73.00		18:33:52.057

P17 117 C		SCHOFIELD / SMITH		Bellas Yamaha - V8PR.co.uk		
IDEAL LAP TIME : 1:47.534		BEST LAP TIME : 1:47.666		DIFFERENCE : 0.132		
LAP	SECTOR 1	SECTOR 2	LAP TIME	MPH	DIFF	TIME OF DAY
1 -		46.151	1:57.541	66.76	9.875	18:21:15.621
2 -	1:02.678	45.579	1:48.257	72.49	0.591	18:23:03.878
3 -	1:02.232	45.434	1:47.666 (1)	72.89		18:24:51.544
4 -	1:02.480	45.558	1:48.038	72.64	0.372	18:26:39.582
5 -	1:02.100	45.773	1:47.873 (2)	72.75	0.207	18:28:27.455
6 -	1:02.315	45.679	1:47.994 (3)	72.67	0.328	18:30:15.449
7 -	1:02.823	47.082	1:49.905	71.40	2.239	18:32:05.354
8 -	1:05.900	48.286	1:54.186	68.73	6.520	18:33:59.540

P18 18		Jo.SAUNDERS / COOKE		LCR Yamaha - Home Choice Flooring		
IDEAL LAP TIME : 1:43.755		BEST LAP TIME : 1:43.966		DIFFERENCE : 0.211		
LAP	SECTOR 1	SECTOR 2	LAP TIME	MPH	DIFF	TIME OF DAY
1 -		45.232	1:54.022	68.82	10.056	18:21:12.102
2 -	1:00.248	44.149	1:44.397 (2)	75.17	0.431	18:22:56.499
3 -	1:00.062	43.904	1:43.966 (1)	75.48		18:24:40.465

International Sidecar Revival Meeting @ Cadwell Park

FSRA British F2 Sidecars

RACE 11 - BEST SECTORS

SECTOR 1			SECTOR 2			IDEAL / BEST COMPARISON						
POS	NO	NAME	TIME	NO	NAME	TIME	POS	NO	NAME	IDEAL	BEST	DIFF
									PERFECT LAP	1:36.261		
1	72	FOUND / WALMSLEY	55.277	72	FOUND / WALMSLEY	40.984	1	72	FOUND / WALMSLE	1:36.261	1:36.418	0.157
2	17	CRAWFORD / HARDIE	56.086	17	CRAWFORD / HARDIE	40.988	2	17	CRAWFORD / HARDI	1:37.074	1:37.179	0.105
3	99	S.RAMSDEN / M.RAMSDEN	56.895	81	BRYAN / HYDE	42.073	3	99	S.RAMSDEN / M.RAM	1:39.007	1:39.140	0.133
4	9	CLARKE / JOHNSON	57.114	99	S.RAMSDEN / M.RAMSDEN	42.112	4	81	BRYAN / HYDE	1:39.407	1:39.635	0.228
5	87	FENWICK / KNAPTON	57.228	87	FENWICK / KNAPTON	42.437	5	9	CLARKE / JOHNSON	1:39.572	1:39.795	0.223
6	81	BRYAN / HYDE	57.334	9	CLARKE / JOHNSON	42.458	6	87	FENWICK / KNAPTON	1:39.665	1:39.665	0.000
7	97	DAWSON / SIMS	57.618	97	DAWSON / SIMS	42.641	7	97	DAWSON / SIMS	1:40.259	1:40.259	0.000
8	8	ILARIA / LACE	58.801	96	Ja.SAUNDERS / STOKOE	43.039	8	96	Ja.SAUNDERS / STOI	1:42.170	1:42.170	0.000
9	14	LOCKEY / BINNS	58.981	33	HEGARTY / NEAVE	43.330	9	8	ILARIA / LACE	1:42.304	1:42.380	0.076
10	96	Ja.SAUNDERS / STOKOE	59.131	14	LOCKEY / BINNS	43.351	10	14	LOCKEY / BINNS	1:42.332	1:42.460	0.128
11	32	HORSPOLE / FORREST	59.343	8	ILARIA / LACE	43.503	11	32	HORSPOLE / FORRE	1:43.038	1:43.276	0.238
12	33	HEGARTY / NEAVE	59.742	32	HORSPOLE / FORREST	43.695	12	33	HEGARTY / NEAVE	1:43.072	1:43.148	0.076
13	18	Jo.SAUNDERS / COOKE	59.851	18	Jo.SAUNDERS / COOKE	43.904	13	18	Jo.SAUNDERS / COO	1:43.755	1:43.966	0.211
14	39	B.MOORE / A.MOORE	1:00.821	83	BUCHANAN / EVANS	43.959	14	83	BUCHANAN / EVANS	1:45.002	1:45.002	0.000
15	83	BUCHANAN / EVANS	1:01.043	39	B.MOORE / A.MOORE	44.181	15	39	B.MOORE / A.MOORE	1:45.002	1:45.215	0.213
16	6	BAKER / DAWKINS	1:01.472	117	SCHOFIELD / SMITH	45.434	16	37	MORPHET / RYDER	1:47.172	1:47.497	0.325
17	37	MORPHET / RYDER	1:01.512	37	MORPHET / RYDER	45.660	17	6	BAKER / DAWKINS	1:47.337	1:47.640	0.303
18	117	SCHOFIELD / SMITH	1:02.100	6	BAKER / DAWKINS	45.865	18	117	SCHOFIELD / SMITH	1:47.534	1:47.666	0.132

International Sidecar Revival Meeting @ Cadwell Park

FSRA British F2 Sidecars

RACE 11 - STATISTICS

Competitors Started 18
Planned Start 2024-08-03 @ 17:05:00.000
Actual Start 2024-08-03 @ 18:19:18.079
Finish Time 2024-08-03 @ 18:32:17.406
Track Length 2.1800mi.
Total Laps 139
Total Distance Covered 303.0225mi.

Session Fastest Lap History

NO	CL	NAME	LAP TIME	TIME OF DAY	LAP	VEHICLE
72		FOUND / WALMSLEY	1:36.744	18:22:37.112	2	LCR Honda
72		FOUND / WALMSLEY	1:36.453	18:25:50.363	4	LCR Honda
72		FOUND / WALMSLEY	1:36.418	18:32:17.428	8	LCR Honda

Session Leader History

NO	CL	NAME	FROM LAP	LAPS LED	DISTANCE	VEHICLE
72		FOUND / WALMSLEY	1	8	17.44 miles	LCR Honda

Flag History

TYPE	TIME OF DAY
GREEN	18:19:18.079
FINISH	18:32:17.406

Flag Statistics

TYPE	COUNT	TOTAL LAPS	TOTAL TIME
Green	1	8	16:33.031
Red	0	0	0.000
Safety Car	0	0	0.000
FCY	0	0	0.000

International Sidecar Revival Meeting @ Cadwell Park

FSRA British F2 Sidecars

RACE 11 - STATISTICS

CLASS :

14 Starters

Fastest Lap History

NO	NAME	LAP TIME	TIME OF DAY	LAP	VEHICLE
72	FOUND / WALMSLEY	1:36.744	18:22:37.112	2	LCR Honda
72	FOUND / WALMSLEY	1:36.453	18:25:50.363	4	LCR Honda
72	FOUND / WALMSLEY	1:36.418	18:32:17.428	8	LCR Honda

Leader History

NO	NAME	FROM LAP	LAPS LED	DISTANCE	VEHICLE
72	FOUND / WALMSLEY	1	8	17.44 miles	LCR Honda

International Sidecar Revival Meeting @ Cadwell Park

FSRA British F2 Sidecars

RACE 11 - STATISTICS

CLASS : C

3 Starters

Fastest Lap History

NO	NAME	LAP TIME	TIME OF DAY	LAP	VEHICLE
9	CLARKE / JOHNSON	1:40.979	18:22:47.573	2	CES Yamaha R6
9	CLARKE / JOHNSON	1:40.262	18:24:27.835	3	CES Yamaha R6
9	CLARKE / JOHNSON	1:40.231	18:26:08.066	4	CES Yamaha R6
9	CLARKE / JOHNSON	1:39.795	18:27:47.862	5	CES Yamaha R6

Leader History

NO	NAME	FROM LAP	LAPS LED	DISTANCE	VEHICLE
9	CLARKE / JOHNSON	1	8	17.44 miles	CES Yamaha R6

International Sidecar Revival Meeting @ Cadwell Park

FSRA British F2 Sidecars

RACE 11 - STATISTICS

CLASS : C/R

1 Starters

Fastest Lap History

NO	NAME	LAP TIME	TIME OF DAY	LAP	VEHICLE
96	Ja.SAUNDERS / STOKOE	1:43.291	18:22:50.961	2	Baker Honda
96	Ja.SAUNDERS / STOKOE	1:42.842	18:24:33.803	3	Baker Honda
96	Ja.SAUNDERS / STOKOE	1:42.786	18:26:16.590	4	Baker Honda
96	Ja.SAUNDERS / STOKOE	1:42.650	18:29:42.452	6	Baker Honda
96	Ja.SAUNDERS / STOKOE	1:42.170	18:31:24.622	7	Baker Honda

Leader History

NO	NAME	FROM LAP	LAPS LED	DISTANCE	VEHICLE
96	Ja.SAUNDERS / STOKOE	1	8	17.44 miles	Baker Honda

International Sidecar Revival Meeting @ Cadwell Park

FSRA British F2 Sidecars

RACE 7 - GRID (12 Laps)



ROW 9	25	117 SCHOFIELD / SMITH	26		27	18 Jo.SAUNDERS / COOKE	
ROW 8		22	6 BAKER / DAWKINS	23		24	37 MORPHET / RYDER
ROW 7	19	39 B.MOORE / A.MOORE	20		21	83 BUCHANAN / EVANS	
ROW 6		16	33 HEGARTY / NEAVE	17		18	32 HORSPOLE / FORREST
ROW 5	13	8 ILARIA / LACE	14		15	14 LOCKEY / BINNS	
ROW 4		10	97 DAWSON / SIMS	11		12	96 Ja.SAUNDERS / STOKOE
ROW 3	7	9 CLARKE / JOHNSON	8		9	87 FENWICK / KNAPTON	
ROW 2		4	99 S.RAMSDEN / M.RAMSDEN	5		6	81 BRYAN / HYDE
ROW 1	1	72 FOUNDS / WALMSLEY	2		3	17 CRAWFORD / HARDIE	
		Pole					

These results are provisional until the conclusion of any judicial and technical matters.

Cadwell Park: 2.1800 miles

Clerk Of Course: Tony MacBride	Stewards:	Timekeeper: Richard Evans	
--------------------------------	-----------	---------------------------	--

Results can be found at www.tsl-timing.com

Printed - 18:38 Saturday, 03 August 2024



International Sidecar Revival Meeting @ Cadwell Park

FSRA British F2 Sidecars

WARM UP - CLASSIFICATION



POS	NO	CL	PIC	NAME	ENTRY	TIME	ON	LAPS	GAP	DIFF	MPH
1	72	S	1	FOUND / WALMSLEY	LCR Honda - Trustland Construction	1:37.083	4	4			80.83
2	17	S	2	CRAWFORD / HARDIE	LCR Suzuki - Team ARC	1:37.844	2	4	0.761	0.761	80.21
3	99	S	3	S.RAMSDEN / M.RAMSDEN	LCR Honda - Ramsden Racing	1:40.077	3	4	2.994	2.233	78.42
4	9	C	1	CLARKE / JOHNSON	CES Yamaha R6 - Eddys Moto	1:40.324	4	4	3.241	0.247	78.22
5	81	W/C	1	BRYAN / HYDE	Baker Honda - L&W Contractors	1:43.896	2	2	6.813	3.572	75.53
6	14	S	4	LOCKEY / BINNS	LCR Honda - Real Racing	1:44.389	4	4	7.306	0.493	75.18
7	32	W/C	2	HORSPOLE / FORREST	Shelbourne Honda - Baker Plant Hire	1:44.754	4	4	7.671	0.365	74.91
8	96	C/R	1	Ja.SAUNDERS / STOKOE	Baker Honda - Homechoice Flooring Solutions	1:45.460	3	3	8.377	0.706	74.41
9	117	C	2	SCHOFIELD / SMITH	Bellas Yamaha - V8PR.co.uk	1:46.153	3	3	9.070	0.693	73.93
10	6	C	3	BAKER / DAWKINS	Baker Suzuki K10 - Marin	1:46.229	4	4	9.146	0.076	73.87
11	33	C	4	HEGARTY / NEAVE	Baker Suzuki - Mark Hegarty Surfacing	1:46.255	3	3	9.172	0.026	73.86
12	39	C	5	B.MOORE / A.MOORE	Ireson Honda - MDK Office Seating / LPC / LBS Racing	1:46.273	3	4	9.190	0.018	73.84
13	37	C	6	MORPHET / RYDER	LCR Suzuki -	1:46.532	4	4	9.449	0.259	73.66

Weather / Track : Bright / Dry

Date: 04/08/2024 Start: 09:52 Finish: 10:00

These results are provisional until the conclusion of any judicial and technical matters.

Cadwell Park: 2.1800 miles

Clerk Of Course:

Tony MacBride

Stewards:

Timekeeper:

Richard Evans



Results can be found at www.tsl-timing.com

Printed - 10:06 Sunday, 04 August 2024



International Sidecar Revival Meeting @ Cadwell Park

FSRA British F2 Sidecars

WARM UP - SECTOR ANALYSIS



SECTOR 1 = FL to I1, SECTOR 2 = I1 to FL, DIFF = Difference To Personal Best Lap, P = Crossed Finish Line in Pit Lane, D = Time Disallowed

P1 72 S		FOUND S / WALMSLEY		LCR Honda - Trustland Construction		
IDEAL LAP TIME : 1:36.856		BEST LAP TIME : 1:37.083		DIFFERENCE : 0.227		
LAP	SECTOR 1	SECTOR 2	LAP TIME	MPH	DIFF	TIME OF DAY
1 -	1:00.985	43.849	1:44.834	74.86	7.751	09:56:16.431
2 -	57.583	41.436	1:39.019 (3)	79.25	1.936	09:57:55.450
3 -	56.621	41.191	1:37.812 (2)	80.23	0.729	09:59:33.262
4 -	55.665	41.418	1:37.083 (1)	80.83		10:01:10.345

P2 17 S		CRAWFORD / HARDIE		LCR Suzuki - Team ARC		
IDEAL LAP TIME : 1:37.052		BEST LAP TIME : 1:37.844		DIFFERENCE : 0.792		
LAP	SECTOR 1	SECTOR 2	LAP TIME	MPH	DIFF	TIME OF DAY
1 -	58.060	41.950	1:40.010 (2)	78.47	2.166	09:55:05.093
2 -	56.773	41.071	1:37.844 (1)	80.21		09:56:42.937
3 -	55.981	IN PIT	2:17.126 P	57.23	39.282	09:59:00.063
4 -	OUTLAP	42.110	1:44.571	75.05	6.727	10:00:44.634

P3 99 S		S.RAMSDEN / M.RAMSDEN		LCR Honda - Ramsden Racing		
IDEAL LAP TIME : 1:40.057		BEST LAP TIME : 1:40.077		DIFFERENCE : 0.020		
LAP	SECTOR 1	SECTOR 2	LAP TIME	MPH	DIFF	TIME OF DAY
1 -	1:01.069	44.615	1:45.684	74.25	5.607	09:55:17.452
2 -	58.619	42.644	1:41.263 (3)	77.50	1.186	09:56:58.715
3 -	57.811	42.266	1:40.077 (1)	78.42		09:58:38.792
4 -	57.791	42.590	1:40.381 (2)	78.18	0.304	10:00:19.173

P4 9 C		CLARKE / JOHNSON		CES Yamaha R6 - Eddys Moto		
IDEAL LAP TIME : 1:40.178		BEST LAP TIME : 1:40.324		DIFFERENCE : 0.146		
LAP	SECTOR 1	SECTOR 2	LAP TIME	MPH	DIFF	TIME OF DAY
1 -	1:02.570	44.831	1:47.401	73.07	7.077	09:55:17.323
2 -	59.740	43.300	1:43.040 (3)	76.16	2.716	09:57:00.363
3 -	57.811	42.540	1:40.351 (2)	78.20	0.027	09:58:40.714
4 -	57.957	42.367	1:40.324 (1)	78.22		10:00:21.038

P5 81 W/C		BRYAN / HYDE		Baker Honda - L&W Contractors		
IDEAL LAP TIME : 1:42.803		BEST LAP TIME : 1:43.896		DIFFERENCE : 1.093		
LAP	SECTOR 1	SECTOR 2	LAP TIME	MPH	DIFF	TIME OF DAY
1 -	1:03.953	43.671	1:47.624 (2)	72.92	3.728	09:55:18.607
2 -	59.132	44.764	1:43.896 (1)	75.53		09:57:02.503

P6 14 S		LOCKEY / BINNS		LCR Honda - Real Racing		
IDEAL LAP TIME : 1:44.389		BEST LAP TIME : 1:44.389		DIFFERENCE : 0.000		
LAP	SECTOR 1	SECTOR 2	LAP TIME	MPH	DIFF	TIME OF DAY
1 -	1:08.069	47.486	1:55.555	67.91	11.166	09:55:31.190
2 -	1:02.154	44.640	1:46.794 (3)	73.48	2.405	09:57:17.984
3 -	1:01.076	44.441	1:45.517 (2)	74.37	1.128	09:59:03.501
4 -	1:00.517	43.872	1:44.389 (1)	75.18		10:00:47.890

P7 32 W/C		HORSPOLE / FORREST		Shelbourne Honda - Baker Plant Hire		
IDEAL LAP TIME : 1:44.754		BEST LAP TIME : 1:44.754		DIFFERENCE : 0.000		
LAP	SECTOR 1	SECTOR 2	LAP TIME	MPH	DIFF	TIME OF DAY
1 -	1:08.179	47.993	1:56.172	67.55	11.418	09:55:32.456
2 -	1:04.192	50.669	1:54.861 (3)	68.32	10.107	09:57:27.317
3 -	1:00.691	45.020	1:45.711 (2)	74.24	0.957	09:59:13.028
4 -	1:00.361	44.393	1:44.754 (1)	74.91		10:00:57.782

International Sidecar Revival Meeting @ Cadwell Park

FSRA British F2 Sidecars

WARM UP - SECTOR ANALYSIS



SECTOR 1 = FL to I1, SECTOR 2 = I1 to FL, DIFF = Difference To Personal Best Lap, P = Crossed Finish Line in Pit Lane, D = Time Disallowed

P8		96 C/R		Ja.SAUNDERS / STOKOE		Baker Honda - Homechoice Flooring Solutions	
IDEAL LAP TIME : 1:45.460		BEST LAP TIME : 1:45.460		DIFFERENCE : 0.000			
LAP	SECTOR 1	SECTOR 2	LAP TIME	MPH	DIFF	TIME OF DAY	
1 -	1:07.536	47.313	1:54.849 (3)	68.33	9.389	09:55:31.386	
2 -	1:03.020	44.481	1:47.501 (2)	73.00	2.041	09:57:18.887	
3 -	1:01.147	44.313	1:45.460 (1)	74.41		09:59:04.347	

P9		117 C		SCHOFIELD / SMITH		Bellas Yamaha - V8PR.co.uk	
IDEAL LAP TIME : 1:46.153		BEST LAP TIME : 1:46.153		DIFFERENCE : 0.000			
LAP	SECTOR 1	SECTOR 2	LAP TIME	MPH	DIFF	TIME OF DAY	
1 -	1:05.995	45.757	1:51.752 (3)	70.22	5.599	09:55:47.601	
2 -	1:02.226	45.333	1:47.559 (2)	72.96	1.406	09:57:35.160	
3 -	1:01.133	45.020	1:46.153 (1)	73.93		09:59:21.313	

P10		6 C		BAKER / DAWKINS		Baker Suzuki K10 - Marin	
IDEAL LAP TIME : 1:45.482		BEST LAP TIME : 1:46.229		DIFFERENCE : 0.747			
LAP	SECTOR 1	SECTOR 2	LAP TIME	MPH	DIFF	TIME OF DAY	
1 -	1:06.299	46.770	1:53.069	69.40	6.840	09:55:33.479	
2 -	1:03.111	46.196	1:49.307 (3)	71.79	3.078	09:57:22.786	
3 -	1:01.541	44.767	1:46.308 (2)	73.82	0.079	09:59:09.094	
4 -	1:00.715	45.514	1:46.229 (1)	73.87		10:00:55.323	

P11		33 C		HEGARTY / NEAVE		Baker Suzuki - Mark Hegarty Surfacing	
IDEAL LAP TIME : 1:46.255		BEST LAP TIME : 1:46.255		DIFFERENCE : 0.000			
LAP	SECTOR 1	SECTOR 2	LAP TIME	MPH	DIFF	TIME OF DAY	
1 -	1:07.347	46.887	1:54.234 (3)	68.70	7.979	09:55:31.737	
2 -	1:02.972	44.738	1:47.710 (2)	72.86	1.455	09:57:19.447	
3 -	1:01.639	44.616	1:46.255 (1)	73.86		09:59:05.702	

P12		39 C		B.MOORE / A.MOORE		Ireson Honda - MDK Office Seating / LPC / LBS Racing	
IDEAL LAP TIME : 1:45.871		BEST LAP TIME : 1:46.273		DIFFERENCE : 0.402			
LAP	SECTOR 1	SECTOR 2	LAP TIME	MPH	DIFF	TIME OF DAY	
1 -	1:05.645	47.147	1:52.792	69.57	6.519	09:55:32.696	
2 -	1:02.600	44.623	1:47.223 (3)	73.19	0.950	09:57:19.919	
3 -	1:01.691	44.582	1:46.273 (1)	73.84		09:59:06.192	
4 -	1:01.289	45.377	1:46.666 (2)	73.57	0.393	10:00:52.858	

P13		37 C		MORPHET / RYDER		LCR Suzuki -	
IDEAL LAP TIME : 1:46.532		BEST LAP TIME : 1:46.532		DIFFERENCE : 0.000			
LAP	SECTOR 1	SECTOR 2	LAP TIME	MPH	DIFF	TIME OF DAY	
1 -	1:06.766	46.982	1:53.748	68.99	7.216	09:55:33.842	
2 -	1:03.592	45.931	1:49.523 (3)	71.65	2.991	09:57:23.365	
3 -	1:02.341	45.000	1:47.341 (2)	73.11	0.809	09:59:10.706	
4 -	1:01.554	44.978	1:46.532 (1)	73.66		10:00:57.238	

International Sidecar Revival Meeting @ Cadwell Park

FSRA British F2 Sidecars

WARM UP - BEST SECTORS

SECTOR 1			SECTOR 2			IDEAL / BEST COMPARISON						
POS	NO	NAME	TIME	NO	NAME	TIME	POS	NO	NAME	IDEAL	BEST	DIFF
1	72	FOUND / WALMSLEY	55.665	17	CRAWFORD / HARDIE	41.071	1	72	FOUND / WALMSLE	1:36.856	1:37.083	0.227
2	17	CRAWFORD / HARDIE	55.981	72	FOUND / WALMSLEY	41.191	2	17	CRAWFORD / HARDII	1:37.052	1:37.844	0.792
3	99	S.RAMSDEN / M.RAMSDEN	57.791	99	S.RAMSDEN / M.RAMSDEN	42.266	3	99	S.RAMSDEN / M.RAM	1:40.057	1:40.077	0.020
4	9	CLARKE / JOHNSON	57.811	9	CLARKE / JOHNSON	42.367	4	9	CLARKE / JOHNSON	1:40.178	1:40.324	0.146
5	81	BRYAN / HYDE	59.132	81	BRYAN / HYDE	43.671	5	81	BRYAN / HYDE	1:42.803	1:43.896	1.093
6	32	HORSPOLE / FORREST	1:00.361	14	LOCKEY / BINNS	43.872	6	14	LOCKEY / BINNS	1:44.389	1:44.389	0.000
7	14	LOCKEY / BINNS	1:00.517	96	Ja.SAUNDERS / STOKOE	44.313	7	32	HORSPOLE / FORRE	1:44.754	1:44.754	0.000
8	6	BAKER / DAWKINS	1:00.715	32	HORSPOLE / FORREST	44.393	8	96	Ja.SAUNDERS / STOI	1:45.460	1:45.460	0.000
9	117	SCHOFIELD / SMITH	1:01.133	39	B.MOORE / A.MOORE	44.582	9	6	BAKER / DAWKINS	1:45.482	1:46.229	0.747
10	96	Ja.SAUNDERS / STOKOE	1:01.147	33	HEGARTY / NEAVE	44.616	10	39	B.MOORE / A.MOORE	1:45.871	1:46.273	0.402
11	39	B.MOORE / A.MOORE	1:01.289	6	BAKER / DAWKINS	44.767	11	117	SCHOFIELD / SMITH	1:46.153	1:46.153	0.000
12	37	MORPHET / RYDER	1:01.554	37	MORPHET / RYDER	44.978	12	33	HEGARTY / NEAVE	1:46.255	1:46.255	0.000
13	33	HEGARTY / NEAVE	1:01.639	117	SCHOFIELD / SMITH	45.020	13	37	MORPHET / RYDER	1:46.532	1:46.532	0.000

PERFECT LAP 1:36.736

International Sidecar Revival Meeting @ Cadwell Park

FSRA British F2 Sidecars

WARM UP - STATISTICS

Competitors Started 13
Planned Start 2024-08-04 @ 09:46:00.000
Actual Start 2024-08-04 @ 09:52:55.740
Finish Time 2024-08-04 @ 10:00:16.486
Track Length 2.1800mi.
Total Laps 47
Total Distance Covered 102.4608mi.

Session Fastest Lap History

NO	CL	NAME	LAP TIME	TIME OF DAY	LAP	VEHICLE
17	S	CRAWFORD / HARDIE	1:40.010	09:55:05.112	1	LCR Suzuki
17	S	CRAWFORD / HARDIE	1:37.844	09:56:42.956	2	LCR Suzuki
72	S	FOUND / WALMSLEY	1:37.812	09:59:33.283	3	LCR Honda
72	S	FOUND / WALMSLEY	1:37.083	10:01:10.366	4	LCR Honda

Flag History

TYPE	TIME OF DAY
GREEN	09:52:55.740
FINISH	10:00:16.486

Flag Statistics

TYPE	COUNT	TOTAL LAPS	TOTAL TIME
Green	1	4	9:32.827
Red	0	0	0.000
Safety Car	0	0	0.000
FCY	0	0	0.000

International Sidecar Revival Meeting @ Cadwell Park

FSRA British F2 Sidecars

WARM UP - STATISTICS

CLASS : C

6 Starters

Fastest Lap History

NO	NAME	LAP TIME	TIME OF DAY	LAP	VEHICLE
9	CLARKE / JOHNSON	1:47.401	09:55:17.344	1	CES Yamaha R6
9	CLARKE / JOHNSON	1:43.040	09:57:00.383	2	CES Yamaha R6
9	CLARKE / JOHNSON	1:40.351	09:58:40.735	3	CES Yamaha R6
9	CLARKE / JOHNSON	1:40.324	10:00:21.058	4	CES Yamaha R6

International Sidecar Revival Meeting @ Cadwell Park

FSRA British F2 Sidecars

WARM UP - STATISTICS

CLASS : C/R

1 Starters

Fastest Lap History

NO	NAME	LAP TIME	TIME OF DAY	LAP	VEHICLE
96	Ja.SAUNDERS / STOKOE	1:54.849	09:55:31.415	1	Baker Honda
96	Ja.SAUNDERS / STOKOE	1:47.501	09:57:18.916	2	Baker Honda
96	Ja.SAUNDERS / STOKOE	1:45.460	09:59:04.376	3	Baker Honda

International Sidecar Revival Meeting @ Cadwell Park

FSRA British F2 Sidecars

WARM UP - STATISTICS

CLASS : S

4 Starters

Fastest Lap History

NO	NAME	LAP TIME	TIME OF DAY	LAP	VEHICLE
17	CRAWFORD / HARDIE	1:40.010	09:55:05.112	1	LCR Suzuki
17	CRAWFORD / HARDIE	1:37.844	09:56:42.956	2	LCR Suzuki
72	FOUNDS / WALMSLEY	1:37.812	09:59:33.283	3	LCR Honda
72	FOUNDS / WALMSLEY	1:37.083	10:01:10.366	4	LCR Honda

International Sidecar Revival Meeting @ Cadwell Park

FSRA British F2 Sidecars

WARM UP - STATISTICS

CLASS : W/C

2 Starters

Fastest Lap History

NO	NAME	LAP TIME	TIME OF DAY	LAP	VEHICLE
81	BRYAN / HYDE	1:47.624	09:55:18.629	1	Baker Honda
81	BRYAN / HYDE	1:43.896	09:57:02.524	2	Baker Honda

International Sidecar Revival Meeting @ Cadwell Park

FSRA British F2 Sidecars

RACE 7 - CLASSIFICATION

Race Distance: 12 Laps / 26.16 miles



POS	NO	CL	PIC	NAME	ENTRY	LAPS	TIME	GAP	DIFF	MPH	BEST	ON	GRD	↑↓
1	72	S	1	FOUND / WALMSLEY	LCR Honda - Trustland Construction	12	19:44.674			79.49	1:36.521	4	1	0
2	17	S	2	CRAWFORD / HARDIE	LCR Suzuki - Team ARC	12	19:45.762	1.088	1.088	79.42	1:37.339	6	2	0
3	9	C	1	CLARKE / JOHNSON	CES Yamaha R6 - Eddys Moto	12	20:04.010	19.336	18.248	78.21	1:39.189	6	5	2
4	81	W/C	1	BRYAN / HYDE	Baker Honda - L&W Contractors	12	20:07.492	22.818	3.482	77.99	1:39.435	10	4	0
5	99	S	3	S.RAMSDEN / M.RAMSDEN	LCR Honda - Ramsden Racing	12	20:18.138	33.464	10.646	77.31	1:39.700	4	3	-2
6	97	C	2	DAWSON / SIMS	Molyneux Yamaha - Dawson Classic Motorcycles	12	20:34.841	50.167	16.703	76.26	1:41.605	4	7	1
7	14	S	4	LOCKEY / BINNS	LCR Honda - Real Racing	12	20:44.997	1:00.323	10.156	75.64	1:42.295	9	10	3
8	96	C/R	1	Ja.SAUNDERS / STOKOE	Baker Honda - Homechoice Flooring Solutions	12	20:46.658	1:01.984	1.661	75.54	1:42.640	4	8	0
9	32	W/C	2	HORSPOLE / FORREST	Shelbourne Honda - Baker Plant Hire	12	21:01.338	1:16.664	14.680	74.66	1:43.497	9	12	3
10	8	S	5	ILARIA / LACE	Christie Engineering 600 - Powerhouse	12	21:01.922	1:17.248	0.584	74.62	1:43.757	5	9	-1
11	117	C	3	SCHOFIELD / SMITH	Bellas Yamaha - V8PR.co.uk	12	21:20.804	1:36.130	18.882	73.52	1:44.111	11	17	6
12	39	C	4	B.MOORE / A.MOORE	Ireson Honda - MDK Office Seating / LPC / LBS Racing	12	21:23.379	1:38.705	2.575	73.38	1:45.029	3	13	1
13	83	W/C	3	BUCHANAN / EVANS	Lumley Kawasaki - Bull Inn Racing	12	21:29.907	1:45.233	6.528	73.01	1:44.630	8	14	1

NOT CLASSIFIED

DNF	6	C		BAKER / DAWKINS	Baker Suzuki K10 - Marin	10	17:55.876	2 Laps	2 Laps	72.94	1:46.063	2	15	
DNF	18	C		Jo.SAUNDERS / COOKE	LCR Yamaha - Home Choice Flooring	4	7:17.014	8 Laps	6 Laps	71.83	1:46.294	3	18	

NOT STARTED

NS	37	C		MORPHET / RYDER	LCR Suzuki -									16
----	----	---	--	-----------------	--------------	--	--	--	--	--	--	--	--	----

FASTEST LAP

72	S			FOUND / WALMSLEY	LCR Honda - Trustland Construction	4	1:36.521			81.30 mph		130.85 kph
9	C			CLARKE / JOHNSON	CES Yamaha R6 - Eddys Moto	6	1:39.189			79.12 mph		127.33 kph
81	W/C			BRYAN / HYDE	Baker Honda - L&W Contractors	10	1:39.435			78.92 mph		127.02 kph
96	C/R			Ja.SAUNDERS / STOKOE	Baker Honda - Homechoice Flooring Solutions	4	1:42.640			76.46 mph		123.05 kph

Comments:

Class S - 92.5% of Race Speed = 73.52 mph

Class C - 92.5% of Race Speed = 72.34 mph

Class W/C - 92.5% of Race Speed = 72.14 mph

Class C/R - 92.5% of Race Speed = 69.87 mph

Weather / Track : Bright / Dry

These results are provisional until the conclusion of any judicial and technical matters.

Date: 04/08/2024 Start: 13:18 Finish: 13:38

Cadwell Park: 2.1800 miles

Clerk Of Course:

Tony MacBride

Stewards:

Timekeeper:

Richard Evans



Results can be found at www.tsl-timing.com

Printed - 13:41 Sunday, 04 August 2024



International Sidecar Revival Meeting @ Cadwell Park

FSRA British F2 Sidecars

RACE 7 - LAP CHART

LAP 1 @ 13:20:08.284

NO	BEHIND	LAP TIME
72		1:42.720
17	1.747	1:44.467
81	2.800	1:45.520
9	3.966	1:46.686
99	4.711	1:47.431
96	6.496	1:49.216
97	7.242	1:49.962
8	8.637	1:51.357
14	8.683	1:51.403
39	9.723	1:52.443
32	10.083	1:52.803
6	13.076	1:55.796
117	13.333	1:56.053
83	13.866	1:56.586
18	14.512	1:57.232

LAP 2 @ 13:21:45.667

NO	BEHIND	LAP TIME
72		1:37.383
17	2.260	1:37.896
81	5.056	1:39.639
9	6.621	1:40.038
99	7.665	1:40.337
97	11.744	1:41.885
96	12.948	1:43.835
14	15.373	1:44.073
8	16.533	1:45.279
32	16.676	1:43.976
39	18.187	1:45.847
6	21.756	1:46.063
117	22.228	1:46.278
83	23.042	1:46.559
18	23.754	1:46.625

LAP 3 @ 13:23:22.529

NO	BEHIND	LAP TIME
72		1:36.862
17	4.648	1:39.250
81	8.217	1:40.023
9	9.189	1:39.430
99	10.704	1:39.901
97	16.960	1:42.078
96	19.143	1:43.057
14	22.239	1:43.728
8	23.666	1:43.995
32	23.824	1:44.010
39	26.354	1:45.029
6	32.214	1:47.320
117	32.644	1:47.278
83	33.010	1:46.830
18	33.186	1:46.294

LAP 4 @ 13:24:59.050

NO	BEHIND	LAP TIME
72		1:36.521
17	6.150	1:38.023
81	11.852	1:40.156
9	12.632	1:39.964
99	13.883	1:39.700
97	22.044	1:41.605
96	25.262	1:42.640

14	29.267	1:43.549
8	31.238	1:44.093
32	31.388	1:44.085
39	36.413	1:46.580
6	43.079	1:47.386
117	43.225	1:47.102
18	43.528	1:46.863
83	44.191	1:47.702

LAP 5 @ 13:26:36.806

NO	BEHIND	LAP TIME
72		1:37.756
17	6.104	1:37.710
81	14.271	1:40.175
9	15.096	1:40.220
99	16.592	1:40.465
97	25.972	1:41.684
96	31.520	1:44.014
14	34.775	1:43.264
8	37.239	1:43.757
32	37.455	1:43.823
39	44.021	1:45.364
6	51.997	1:46.674
117	52.229	1:46.760
83	53.448	1:47.013

LAP 6 @ 13:28:14.254

NO	BEHIND	LAP TIME
72		1:37.448
17	5.995	1:37.339
9	16.837	1:39.189
81	17.439	1:40.616
99	19.582	1:40.438
97	30.542	1:42.018
96	37.353	1:43.281
14	40.326	1:42.999
32	44.588	1:44.581
8	45.346	1:45.555
39	53.377	1:46.804
6	1:00.652	1:46.103
117	1:00.918	1:46.137
83	1:01.309	1:45.309

LAP 7 @ 13:29:51.420

NO	BEHIND	LAP TIME
72		1:37.166
17	6.940	1:38.111
9	18.967	1:39.296
81	20.078	1:39.805
99	23.414	1:40.998
97	35.828	1:42.452
96	42.976	1:42.789
14	45.489	1:42.329
8	52.645	1:44.465
32	53.567	1:46.145
39	1:03.387	1:47.176
117	1:09.201	1:45.449
6	1:11.170	1:47.684
83	1:13.216	1:49.073

LAP 8 @ 13:31:28.511

NO	BEHIND	LAP TIME
72		1:37.091

17	8.067	1:38.218
9	21.642	1:39.766
81	22.683	1:39.696
99	27.506	1:41.183
97	41.164	1:42.427
96	49.693	1:43.808
14	51.628	1:43.230
8	59.700	1:44.146
32	1:00.930	1:44.454
39	1:13.074	1:46.778
117	1:17.156	1:45.046
6	1:20.255	1:46.176
83	1:20.755	1:44.630

LAP 9 @ 13:33:05.684

NO	BEHIND	LAP TIME
72		1:37.173
17	9.209	1:38.315
9	23.770	1:39.301
81	25.079	1:39.569
99	32.230	1:41.897
97	45.961	1:41.970
96	55.552	1:43.032
14	56.750	1:42.295
8	1:06.696	1:44.169
32	1:07.254	1:43.497
39	1:23.959	1:48.058
117	1:25.225	1:45.242
6	1:29.675	1:46.593
83	1:30.089	1:46.507

LAP 10 @ 13:34:43.001

NO	BEHIND	LAP TIME
72		1:37.317
17	9.778	1:37.886
9	25.747	1:39.294
81	27.197	1:39.435
99	37.965	1:43.052
97	52.114	1:43.470
96	1:01.412	1:43.177
14	1:01.971	1:42.538
32	1:15.208	1:45.271
8	1:15.897	1:46.518
117	1:32.496	1:44.588
39	1:33.007	1:46.365
6	1:38.439	1:46.081
83	1:38.757	1:45.985

LAP 11 @ 13:36:23.125

NO	BEHIND	LAP TIME
72		1:40.124
17	8.752	1:39.098
9	25.436	1:39.813
81	27.011	1:39.938
99	39.427	1:41.586
97	55.222	1:43.232
96	1:04.482	1:43.194
14	1:04.860	1:43.013
32	1:19.358	1:44.274
8	1:20.121	1:44.348
117	1:36.483	1:44.111
39	1:38.310	1:45.427
83	1:45.893	1:47.260

LAP 12 @ 13:38:10.238

NO	BEHIND	LAP TIME
72		1:47.113
17	1.088	1:39.449
9	19.336	1:41.013
81	22.818	1:42.920
99	33.464	1:41.150
97	50.167	1:42.058
14	1:00.323	1:42.576
96	1:01.984	1:44.615
32	1:16.664	1:44.419
8	1:17.248	1:44.240
117	1:36.130	1:46.760
39	1:38.705	1:47.508
83	1:45.233	1:46.453

International Sidecar Revival Meeting @ Cadwell Park

FSRA British F2 Sidecars

RACE 7 - POSITION CHART

No	Name	Lap													
		Pos	1	2	3	4	5	6	7	8	9	10	11	12	
72	FOUND / WALMSLEY	1	72	72	72	72	72	72	72	72	72	72	72	72	72
17	CRAWFORD / HARDIE	2	17	17	17	17	17	17	17	17	17	17	17	17	17
99	S.RAMSDEN / M.RAMS	3	81	81	81	81	81	9	9	9	9	9	9	9	9
81	BRYAN / HYDE	4	9	9	9	9	9	81	81	81	81	81	81	81	81
9	CLARKE / JOHNSON	5	99	99	99	99	99	99	99	99	99	99	99	99	99
97	DAWSON / SIMS	6	96	97	97	97	97	97	97	97	97	97	97	97	97
96	Ja.SAUNDERS / STOK	7	97	96	96	96	96	96	96	96	96	96	96	96	14
8	ILARIA / LACE	8	8	14	14	14	14	14	14	14	14	14	14	14	96
14	LOCKEY / BINNS	9	14	8	8	8	8	32	8	8	8	32	32	32	32
32	HORSPOLE / FORRES	10	39	32	32	32	32	8	32	32	32	8	8	8	8
39	B.MOORE / A.MOORE	11	32	39	39	39	39	39	39	39	39	117	117	117	117
83	BUCHANAN / EVANS	12	6	6	6	6	6	6	117	117	117	39	39	39	39
6	BAKER / DAWKINS	13	117	117	117	117	117	117	6	6	6	6	83	83	83
37	MORPHET / RYDER	14	83	83	83	18	83	83	83	83	83	83	83	83	83
117	SCHOFIELD / SMITH	15	18	18	18	83									
18	Jo.SAUNDERS / COOK	16													

International Sidecar Revival Meeting @ Cadwell Park

FSRA British F2 Sidecars

RACE 7 - SECTOR ANALYSIS



SECTOR 1 = FL to I1, SECTOR 2 = I1 to FL, DIFF = Difference To Personal Best Lap, P = Crossed Finish Line in Pit Lane, D = Time Disallowed

P1 72 S		FOUND S / WALMSLEY		LCR Honda - Trustland Construction			
IDEAL LAP TIME : 1:36.480		BEST LAP TIME : 1:36.521		DIFFERENCE : 0.041			
LAP	SECTOR 1	SECTOR 2	LAP TIME	MPH	DIFF	TIME OF DAY	
1 -		41.124	1:42.720	76.40	6.199	13:20:08.284	
2 -	55.979	41.404	1:37.383	80.58	0.862	13:21:45.667	
3 -	55.785	41.077	1:36.862 (2)	81.02	0.341	13:23:22.529	
4 -	55.826	40.695	1:36.521 (1)	81.30		13:24:59.050	
5 -	56.103	41.653	1:37.756	80.28	1.235	13:26:36.806	
6 -	56.140	41.308	1:37.448	80.53	0.927	13:28:14.254	
7 -	55.984	41.182	1:37.166	80.76	0.645	13:29:51.420	
8 -	55.800	41.291	1:37.091 (3)	80.83	0.570	13:31:28.511	
9 -	55.894	41.279	1:37.173	80.76	0.652	13:33:05.684	
10 -	55.826	41.491	1:37.317	80.64	0.796	13:34:43.001	
11 -	56.074	44.050	1:40.124	78.38	3.603	13:36:23.125	
12 -	1:01.562	45.551	1:47.113	73.26	10.592	13:38:10.238	

P2 17 S		CRAWFORD / HARDIE		LCR Suzuki - Team ARC			
IDEAL LAP TIME : 1:37.339		BEST LAP TIME : 1:37.339		DIFFERENCE : 0.000			
LAP	SECTOR 1	SECTOR 2	LAP TIME	MPH	DIFF	TIME OF DAY	
1 -		42.080	1:44.467	75.12	7.128	13:20:10.031	
2 -	56.417	41.479	1:37.896	80.16	0.557	13:21:47.927	
3 -	56.744	42.506	1:39.250	79.07	1.911	13:23:27.177	
4 -	56.463	41.560	1:38.023	80.06	0.684	13:25:05.200	
5 -	56.463	41.247	1:37.710 (2)	80.32	0.371	13:26:42.910	
6 -	56.196	41.143	1:37.339 (1)	80.62		13:28:20.249	
7 -	56.664	41.447	1:38.111	79.99	0.772	13:29:58.360	
8 -	56.487	41.731	1:38.218	79.90	0.879	13:31:36.578	
9 -	56.473	41.842	1:38.315	79.82	0.976	13:33:14.893	
10 -	56.276	41.610	1:37.886 (3)	80.17	0.547	13:34:52.779	
11 -	57.127	41.971	1:39.098	79.19	1.759	13:36:31.877	
12 -	57.466	41.983	1:39.449	78.91	2.110	13:38:11.326	

P3 9 C		CLARKE / JOHNSON		CES Yamaha R6 - Eddys Moto			
IDEAL LAP TIME : 1:38.909		BEST LAP TIME : 1:39.189		DIFFERENCE : 0.280			
LAP	SECTOR 1	SECTOR 2	LAP TIME	MPH	DIFF	TIME OF DAY	
1 -		42.380	1:46.686	73.56	7.497	13:20:12.250	
2 -	57.692	42.346	1:40.038	78.45	0.849	13:21:52.288	
3 -	57.046	42.384	1:39.430	78.93	0.241	13:23:31.718	
4 -	57.418	42.546	1:39.964	78.50	0.775	13:25:11.682	
5 -	57.505	42.715	1:40.220	78.30	1.031	13:26:51.902	
6 -	56.939	42.250	1:39.189 (1)	79.12		13:28:31.091	
7 -	57.161	42.135	1:39.296 (3)	79.03	0.107	13:30:10.387	
8 -	57.512	42.254	1:39.766	78.66	0.577	13:31:50.153	
9 -	57.080	42.221	1:39.301	79.03	0.112	13:33:29.454	
10 -	57.324	41.970	1:39.294 (2)	79.03	0.105	13:35:08.748	
11 -	57.486	42.327	1:39.813	78.62	0.624	13:36:48.561	
12 -	57.533	43.480	1:41.013	77.69	1.824	13:38:29.574	

International Sidecar Revival Meeting @ Cadwell Park

FSRA British F2 Sidecars

RACE 7 - SECTOR ANALYSIS



SECTOR 1 = FL to I1, SECTOR 2 = I1 to FL, DIFF = Difference To Personal Best Lap, P = Crossed Finish Line in Pit Lane, D = Time Disallowed

P4 81 W/C		BRYAN / HYDE		Baker Honda - L&W Contractors			
IDEAL LAP TIME : 1:38.855		BEST LAP TIME : 1:39.435		DIFFERENCE : 0.580			
LAP	SECTOR 1	SECTOR 2	LAP TIME	MPH	DIFF	TIME OF DAY	
1 -		42.203	1:45.520	74.37	6.085	13:20:11.084	
2 -	56.999	42.640	1:39.639 (3)	78.76	0.204	13:21:50.723	
3 -	57.509	42.514	1:40.023	78.46	0.588	13:23:30.746	
4 -	57.755	42.401	1:40.156	78.35	0.721	13:25:10.902	
5 -	57.807	42.368	1:40.175	78.34	0.740	13:26:51.077	
6 -	57.548	43.068	1:40.616	78.00	1.181	13:28:31.693	
7 -	57.507	42.298	1:39.805	78.63	0.370	13:30:11.498	
8 -	57.840	41.856	1:39.696	78.71	0.261	13:31:51.194	
9 -	57.480	42.089	1:39.569 (2)	78.82	0.134	13:33:30.763	
10 -	57.144	42.291	1:39.435 (1)	78.92		13:35:10.198	
11 -	57.639	42.299	1:39.938	78.52	0.503	13:36:50.136	
12 -	58.996	43.924	1:42.920	76.25	3.485	13:38:33.056	

P5 99 S		S.RAMSDEN / M.RAMSDEN		LCR Honda - Ramsden Racing			
IDEAL LAP TIME : 1:39.472		BEST LAP TIME : 1:39.700		DIFFERENCE : 0.228			
LAP	SECTOR 1	SECTOR 2	LAP TIME	MPH	DIFF	TIME OF DAY	
1 -		42.651	1:47.431	73.05	7.731	13:20:12.995	
2 -	58.062	42.275	1:40.337 (3)	78.21	0.637	13:21:53.332	
3 -	57.754	42.147	1:39.901 (2)	78.55	0.201	13:23:33.233	
4 -	57.424	42.276	1:39.700 (1)	78.71		13:25:12.933	
5 -	57.681	42.784	1:40.465	78.11	0.765	13:26:53.398	
6 -	57.521	42.917	1:40.438	78.13	0.738	13:28:33.836	
7 -	57.325	43.673	1:40.998	77.70	1.298	13:30:14.834	
8 -	58.274	42.909	1:41.183	77.56	1.483	13:31:56.017	
9 -	58.277	43.620	1:41.897	77.01	2.197	13:33:37.914	
10 -	59.456	43.596	1:43.052	76.15	3.352	13:35:20.966	
11 -	58.632	42.954	1:41.586	77.25	1.886	13:37:02.552	
12 -	58.063	43.087	1:41.150	77.58	1.450	13:38:43.702	

P6 97 C		DAWSON / SIMS		Molyneux Yamaha - Dawson Classic Motorcycles			
IDEAL LAP TIME : 1:41.225		BEST LAP TIME : 1:41.605		DIFFERENCE : 0.380			
LAP	SECTOR 1	SECTOR 2	LAP TIME	MPH	DIFF	TIME OF DAY	
1 -		43.633	1:49.962	71.37	8.357	13:20:15.526	
2 -	58.412	43.473	1:41.885 (3)	77.02	0.280	13:21:57.411	
3 -	58.501	43.577	1:42.078	76.88	0.473	13:23:39.489	
4 -	58.655	42.950	1:41.605 (1)	77.24		13:25:21.094	
5 -	58.728	42.956	1:41.684 (2)	77.18	0.079	13:27:02.778	
6 -	58.872	43.146	1:42.018	76.92	0.413	13:28:44.796	
7 -	58.924	43.528	1:42.452	76.60	0.847	13:30:27.248	
8 -	59.222	43.205	1:42.427	76.62	0.822	13:32:09.675	
9 -	59.157	42.813	1:41.970	76.96	0.365	13:33:51.645	
10 -	59.515	43.955	1:43.470	75.84	1.865	13:35:35.115	
11 -	59.847	43.385	1:43.232	76.02	1.627	13:37:18.347	
12 -	58.782	43.276	1:42.058	76.89	0.453	13:39:00.405	

International Sidecar Revival Meeting @ Cadwell Park

FSRA British F2 Sidecars

RACE 7 - SECTOR ANALYSIS



SECTOR 1 = FL to I1, SECTOR 2 = I1 to FL, DIFF = Difference To Personal Best Lap, P = Crossed Finish Line in Pit Lane, D = Time Disallowed

P7 14 S LOCKEY / BINNS			LCR Honda - Real Racing			
IDEAL LAP TIME : 1:41.921		BEST LAP TIME : 1:42.295		DIFFERENCE : 0.374		
LAP	SECTOR 1	SECTOR 2	LAP TIME	MPH	DIFF	TIME OF DAY
1 -		44.047	1:51.403	70.44	9.108	13:20:16.967
2 -	59.997	44.076	1:44.073	75.40	1.778	13:22:01.040
3 -	59.607	44.121	1:43.728	75.66	1.433	13:23:44.768
4 -	59.703	43.846	1:43.549	75.79	1.254	13:25:28.317
5 -	59.615	43.649	1:43.264	76.00	0.969	13:27:11.581
6 -	59.415	43.584	1:42.999	76.19	0.704	13:28:54.580
7 -	59.031	43.298	1:42.329 (2)	76.69	0.034	13:30:36.909
8 -	59.619	43.611	1:43.230	76.02	0.935	13:32:20.139
9 -	59.269	43.026	1:42.295 (1)	76.71		13:34:02.434
10 -	58.895	43.643	1:42.538 (3)	76.53	0.243	13:35:44.972
11 -	59.689	43.324	1:43.013	76.18	0.718	13:37:27.985
12 -	59.116	43.460	1:42.576	76.50	0.281	13:39:10.561

P8 96 C/R Ja.SAUNDERS / STOKOE			Baker Honda - Homechoice Flooring Solutions			
IDEAL LAP TIME : 1:42.420		BEST LAP TIME : 1:42.640		DIFFERENCE : 0.220		
LAP	SECTOR 1	SECTOR 2	LAP TIME	MPH	DIFF	TIME OF DAY
1 -		43.172	1:49.216	71.85	6.576	13:20:14.780
2 -	1:00.388	43.447	1:43.835	75.58	1.195	13:21:58.615
3 -	59.575	43.482	1:43.057	76.15	0.417	13:23:41.672
4 -	59.670	42.970	1:42.640 (1)	76.46		13:25:24.312
5 -	1:00.338	43.676	1:44.014	75.45	1.374	13:27:08.326
6 -	59.958	43.323	1:43.281	75.98	0.641	13:28:51.607
7 -	59.547	43.242	1:42.789 (2)	76.35	0.149	13:30:34.396
8 -	1:00.288	43.520	1:43.808	75.60	1.168	13:32:18.204
9 -	59.749	43.283	1:43.032 (3)	76.17	0.392	13:34:01.236
10 -	59.450	43.727	1:43.177	76.06	0.537	13:35:44.413
11 -	59.678	43.516	1:43.194	76.05	0.554	13:37:27.607
12 -	1:00.571	44.044	1:44.615	75.01	1.975	13:39:12.222

P9 32 W/C HORSPOLE / FORREST			Shelbourne Honda - Baker Plant Hire			
IDEAL LAP TIME : 1:43.497		BEST LAP TIME : 1:43.497		DIFFERENCE : 0.000		
LAP	SECTOR 1	SECTOR 2	LAP TIME	MPH	DIFF	TIME OF DAY
1 -		44.292	1:52.803	69.57	9.306	13:20:18.367
2 -	1:00.087	43.889	1:43.976 (3)	75.47	0.479	13:22:02.343
3 -	1:00.171	43.839	1:44.010	75.45	0.513	13:23:46.353
4 -	1:00.025	44.060	1:44.085	75.40	0.588	13:25:30.438
5 -	59.884	43.939	1:43.823 (2)	75.59	0.326	13:27:14.261
6 -	1:00.462	44.119	1:44.581	75.04	1.084	13:28:58.842
7 -	1:00.817	45.328	1:46.145	73.93	2.648	13:30:44.987
8 -	1:00.186	44.268	1:44.454	75.13	0.957	13:32:29.441
9 -	59.858	43.639	1:43.497 (1)	75.82		13:34:12.938
10 -	59.882	45.389	1:45.271	74.55	1.774	13:35:58.209
11 -	1:00.122	44.152	1:44.274	75.26	0.777	13:37:42.483
12 -	59.899	44.520	1:44.419	75.15	0.922	13:39:26.902

International Sidecar Revival Meeting @ Cadwell Park

FSRA British F2 Sidecars

RACE 7 - SECTOR ANALYSIS



SECTOR 1 = FL to I1, SECTOR 2 = I1 to FL, DIFF = Difference To Personal Best Lap, P = Crossed Finish Line in Pit Lane, D = Time Disallowed

P10 8 S		ILARIA / LACE		Christie Engineering 600 - Powerhouse		
IDEAL LAP TIME : 1:43.610		BEST LAP TIME : 1:43.757		DIFFERENCE : 0.147		
LAP	SECTOR 1	SECTOR 2	LAP TIME	MPH	DIFF	TIME OF DAY
1 -		44.508	1:51.357	70.47	7.600	13:20:16.921
2 -	1:00.479	44.800	1:45.279	74.54	1.522	13:22:02.200
3 -	59.872	44.123	1:43.995 (2)	75.46	0.238	13:23:46.195
4 -	59.742	44.351	1:44.093 (3)	75.39	0.336	13:25:30.288
5 -	59.654	44.103	1:43.757 (1)	75.63		13:27:14.045
6 -	1:00.965	44.590	1:45.555	74.35	1.798	13:28:59.600
7 -	1:00.169	44.296	1:44.465	75.12	0.708	13:30:44.065
8 -	1:00.049	44.097	1:44.146	75.35	0.389	13:32:28.211
9 -	1:00.213	43.956	1:44.169	75.33	0.412	13:34:12.380
10 -	59.727	46.791	1:46.518	73.67	2.761	13:35:58.898
11 -	1:00.264	44.084	1:44.348	75.21	0.591	13:37:43.246
12 -	1:00.097	44.143	1:44.240	75.28	0.483	13:39:27.486

P11 117 C		SCHOFIELD / SMITH		Bellas Yamaha - V8PR.co.uk		
IDEAL LAP TIME : 1:43.947		BEST LAP TIME : 1:44.111		DIFFERENCE : 0.164		
LAP	SECTOR 1	SECTOR 2	LAP TIME	MPH	DIFF	TIME OF DAY
1 -		45.160	1:56.053	67.62	11.942	13:20:21.617
2 -	1:01.391	44.887	1:46.278	73.84	2.167	13:22:07.895
3 -	1:01.607	45.671	1:47.278	73.15	3.167	13:23:55.173
4 -	1:01.058	46.044	1:47.102	73.27	2.991	13:25:42.275
5 -	1:02.095	44.665	1:46.760	73.51	2.649	13:27:29.035
6 -	1:01.162	44.975	1:46.137	73.94	2.026	13:29:15.172
7 -	1:01.141	44.308	1:45.449	74.42	1.338	13:31:00.621
8 -	1:01.024	44.022	1:45.046 (3)	74.71	0.935	13:32:45.667
9 -	1:00.942	44.300	1:45.242	74.57	1.131	13:34:30.909
10 -	1:00.042	44.546	1:44.588 (2)	75.03	0.477	13:36:15.497
11 -	59.925	44.186	1:44.111 (1)	75.38		13:37:59.608
12 -	1:00.830	45.930	1:46.760	73.51	2.649	13:39:46.368

P12 39 C		B.MOORE / A.MOORE		Ireson Honda - MDK Office Seating / LPC / LBS Racing		
IDEAL LAP TIME : 1:44.834		BEST LAP TIME : 1:45.029		DIFFERENCE : 0.195		
LAP	SECTOR 1	SECTOR 2	LAP TIME	MPH	DIFF	TIME OF DAY
1 -		44.315	1:52.443	69.79	7.414	13:20:18.007
2 -	1:00.975	44.872	1:45.847	74.14	0.818	13:22:03.854
3 -	1:00.841	44.188	1:45.029 (1)	74.72		13:23:48.883
4 -	1:01.649	44.931	1:46.580	73.63	1.551	13:25:35.463
5 -	1:00.646	44.718	1:45.364 (2)	74.48	0.335	13:27:20.827
6 -	1:01.886	44.918	1:46.804	73.48	1.775	13:29:07.631
7 -	1:02.266	44.910	1:47.176	73.22	2.147	13:30:54.807
8 -	1:01.699	45.079	1:46.778	73.49	1.749	13:32:41.585
9 -	1:01.206	46.852	1:48.058	72.62	3.029	13:34:29.643
10 -	1:01.979	44.386	1:46.365	73.78	1.336	13:36:16.008
11 -	1:00.665	44.762	1:45.427 (3)	74.44	0.398	13:38:01.435
12 -	1:01.698	45.810	1:47.508	72.99	2.479	13:39:48.943

International Sidecar Revival Meeting @ Cadwell Park

FSRA British F2 Sidecars

RACE 7 - SECTOR ANALYSIS



SECTOR 1 = FL to I1, SECTOR 2 = I1 to FL, DIFF = Difference To Personal Best Lap, P = Crossed Finish Line in Pit Lane, D = Time Disallowed

P13 83 W/C		BUCHANAN / EVANS		Lumley Kawasaki - Bull Inn Racing		
IDEAL LAP TIME : 1:44.532		BEST LAP TIME : 1:44.630		DIFFERENCE : 0.098		
LAP	SECTOR 1	SECTOR 2	LAP TIME	MPH	DIFF	TIME OF DAY
1 -		45.370	1:56.586	67.31	11.956	13:20:22.150
2 -	1:01.363	45.196	1:46.559	73.64	1.929	13:22:08.709
3 -	1:01.092	45.738	1:46.830	73.46	2.200	13:23:55.539
4 -	1:01.739	45.963	1:47.702	72.86	3.072	13:25:43.241
5 -	1:01.742	45.271	1:47.013	73.33	2.383	13:27:30.254
6 -	1:00.145	45.164	1:45.309 (2)	74.52	0.679	13:29:15.563
7 -	1:04.287	44.786	1:49.073	71.95	4.443	13:31:04.636
8 -	1:00.243	44.387	1:44.630 (1)	75.00		13:32:49.266
9 -	1:01.046	45.461	1:46.507	73.68	1.877	13:34:35.773
10 -	1:01.300	44.685	1:45.985 (3)	74.04	1.355	13:36:21.758
11 -	1:01.393	45.867	1:47.260	73.16	2.630	13:38:09.018
12 -	1:01.462	44.991	1:46.453	73.72	1.823	13:39:55.471

P14 6 C		BAKER / DAWKINS		Baker Suzuki K10 - Marin		
IDEAL LAP TIME : 1:45.924		BEST LAP TIME : 1:46.063		DIFFERENCE : 0.139		
LAP	SECTOR 1	SECTOR 2	LAP TIME	MPH	DIFF	TIME OF DAY
1 -		45.661	1:55.796	67.77	9.733	13:20:21.360
2 -	1:00.985	45.078	1:46.063 (1)	73.99		13:22:07.423
3 -	1:01.563	45.757	1:47.320	73.12	1.257	13:23:54.743
4 -	1:00.876	46.510	1:47.386	73.08	1.323	13:25:42.129
5 -	1:01.531	45.143	1:46.674	73.57	0.611	13:27:28.803
6 -	1:00.915	45.188	1:46.103 (3)	73.96	0.040	13:29:14.906
7 -	1:02.155	45.529	1:47.684	72.88	1.621	13:31:02.590
8 -	1:01.002	45.174	1:46.176	73.91	0.113	13:32:48.766
9 -	1:01.124	45.469	1:46.593	73.62	0.530	13:34:35.359
10 -	1:01.033	45.048	1:46.081 (2)	73.98	0.018	13:36:21.440

P15 18 C		Jo.SAUNDERS / COOKE		LCR Yamaha - Home Choice Flooring		
IDEAL LAP TIME : 1:46.256		BEST LAP TIME : 1:46.294		DIFFERENCE : 0.038		
LAP	SECTOR 1	SECTOR 2	LAP TIME	MPH	DIFF	TIME OF DAY
1 -		45.573	1:57.232	66.94	10.938	13:20:22.796
2 -	1:01.397	45.228	1:46.625 (2)	73.60	0.331	13:22:09.421
3 -	1:01.036	45.258	1:46.294 (1)	73.83		13:23:55.715
4 -	1:01.028	45.835	1:46.863 (3)	73.44	0.569	13:25:42.578

International Sidecar Revival Meeting @ Cadwell Park

FSRA British F2 Sidecars

RACE 7 - BEST SECTORS

SECTOR 1			SECTOR 2			IDEAL / BEST COMPARISON						
POS	NO	NAME	TIME	NO	NAME	TIME	POS	NO	NAME	IDEAL	BEST	DIFF
									PERFECT LAP	1:36.480		
1	72	FOUND / WALMSLEY	55.785	72	FOUND / WALMSLEY	40.695	1	72	FOUND / WALMSLE	1:36.480	1:36.521	0.041
2	17	CRAWFORD / HARDIE	56.196	17	CRAWFORD / HARDIE	41.143	2	17	CRAWFORD / HARDI	1:37.339	1:37.339	0.000
3	9	CLARKE / JOHNSON	56.939	81	BRYAN / HYDE	41.856	3	81	BRYAN / HYDE	1:38.855	1:39.435	0.580
4	81	BRYAN / HYDE	56.999	9	CLARKE / JOHNSON	41.970	4	9	CLARKE / JOHNSON	1:38.909	1:39.189	0.280
5	99	S.RAMSDEN / M.RAMSDEN	57.325	99	S.RAMSDEN / M.RAMSDEN	42.147	5	99	S.RAMSDEN / M.RAM	1:39.472	1:39.700	0.228
6	97	DAWSON / SIMS	58.412	97	DAWSON / SIMS	42.813	6	97	DAWSON / SIMS	1:41.225	1:41.605	0.380
7	14	LOCKEY / BINNS	58.895	96	Ja.SAUNDERS / STOKOE	42.970	7	14	LOCKEY / BINNS	1:41.921	1:42.295	0.374
8	96	Ja.SAUNDERS / STOKOE	59.450	14	LOCKEY / BINNS	43.026	8	96	Ja.SAUNDERS / STOI	1:42.420	1:42.640	0.220
9	8	ILARIA / LACE	59.654	32	HORSPOLE / FORREST	43.639	9	32	HORSPOLE / FORRE	1:43.497	1:43.497	0.000
10	32	HORSPOLE / FORREST	59.858	8	ILARIA / LACE	43.956	10	8	ILARIA / LACE	1:43.610	1:43.757	0.147
11	117	SCHOFIELD / SMITH	59.925	117	SCHOFIELD / SMITH	44.022	11	117	SCHOFIELD / SMITH	1:43.947	1:44.111	0.164
12	83	BUCHANAN / EVANS	1:00.145	39	B.MOORE / A.MOORE	44.188	12	83	BUCHANAN / EVANS	1:44.532	1:44.630	0.098
13	39	B.MOORE / A.MOORE	1:00.646	83	BUCHANAN / EVANS	44.387	13	39	B.MOORE / A.MOORE	1:44.834	1:45.029	0.195
14	6	BAKER / DAWKINS	1:00.876	6	BAKER / DAWKINS	45.048	14	6	BAKER / DAWKINS	1:45.924	1:46.063	0.139
15	18	Jo.SAUNDERS / COOKE	1:01.028	18	Jo.SAUNDERS / COOKE	45.228	15	18	Jo.SAUNDERS / COO	1:46.256	1:46.294	0.038

International Sidecar Revival Meeting @ Cadwell Park

FSRA British F2 Sidecars

RACE 7 - STATISTICS

Competitors Started 15
Planned Start 2024-08-04 @ 12:05:00.000
Actual Start 2024-08-04 @ 13:18:25.563
Finish Time 2024-08-04 @ 13:38:10.237
Track Length 2.1800mi.
Total Laps 170
Total Distance Covered 370.6031mi.

Session Fastest Lap History

NO	CL	NAME	LAP TIME	TIME OF DAY	LAP	VEHICLE
72	S	FOUND / WALMSLEY	1:37.383	13:21:45.689	2	LCR Honda
72	S	FOUND / WALMSLEY	1:36.862	13:23:22.551	3	LCR Honda
72	S	FOUND / WALMSLEY	1:36.521	13:24:59.072	4	LCR Honda

Session Leader History

NO	CL	NAME	FROM LAP	LAPS LED	DISTANCE	VEHICLE
72	S	FOUND / WALMSLEY	1	12	26.16 miles	LCR Honda

Flag History

TYPE	TIME OF DAY
GREEN	13:18:25.563
FINISH	13:38:10.237

Flag Statistics

TYPE	COUNT	TOTAL LAPS	TOTAL TIME
Green	1	12	22:38.426
Red	0	0	0.000
Safety Car	0	0	0.000
FCY	0	0	0.000

International Sidecar Revival Meeting @ Cadwell Park

FSRA British F2 Sidecars

RACE 7 - STATISTICS

CLASS : C

6 Starters

Fastest Lap History

NO	NAME	LAP TIME	TIME OF DAY	LAP	VEHICLE
9	CLARKE / JOHNSON	1:40.038	13:21:52.308	2	CES Yamaha R6
9	CLARKE / JOHNSON	1:39.430	13:23:31.738	3	CES Yamaha R6
9	CLARKE / JOHNSON	1:39.189	13:28:31.112	6	CES Yamaha R6

Leader History

NO	NAME	FROM LAP	LAPS LED	DISTANCE	VEHICLE
9	CLARKE / JOHNSON	1	12	26.16 miles	CES Yamaha R6

International Sidecar Revival Meeting @ Cadwell Park

FSRA British F2 Sidecars

RACE 7 - STATISTICS

CLASS : C/R

1 Starters

Fastest Lap History

NO	NAME	LAP TIME	TIME OF DAY	LAP	VEHICLE
96	Ja.SAUNDERS / STOKOE	1:43.835	13:21:58.645	2	Baker Honda
96	Ja.SAUNDERS / STOKOE	1:43.057	13:23:41.702	3	Baker Honda
96	Ja.SAUNDERS / STOKOE	1:42.640	13:25:24.342	4	Baker Honda

Leader History

NO	NAME	FROM LAP	LAPS LED	DISTANCE	VEHICLE
96	Ja.SAUNDERS / STOKOE	1	12	26.16 miles	Baker Honda

International Sidecar Revival Meeting @ Cadwell Park

FSRA British F2 Sidecars

RACE 7 - STATISTICS

CLASS : S

5 Starters

Fastest Lap History

NO	NAME	LAP TIME	TIME OF DAY	LAP	VEHICLE
72	FOUND / WALMSLEY	1:37.383	13:21:45.689	2	LCR Honda
72	FOUND / WALMSLEY	1:36.862	13:23:22.551	3	LCR Honda
72	FOUND / WALMSLEY	1:36.521	13:24:59.072	4	LCR Honda

Leader History

NO	NAME	FROM LAP	LAPS LED	DISTANCE	VEHICLE
72	FOUND / WALMSLEY	1	12	26.16 miles	LCR Honda

International Sidecar Revival Meeting @ Cadwell Park

FSRA British F2 Sidecars

RACE 7 - STATISTICS

CLASS : W/C

3 Starters

Fastest Lap History

NO	NAME	LAP TIME	TIME OF DAY	LAP	VEHICLE
81	BRYAN / HYDE	1:39.639	13:21:50.745	2	Baker Honda
81	BRYAN / HYDE	1:39.569	13:33:30.785	9	Baker Honda
81	BRYAN / HYDE	1:39.435	13:35:10.220	10	Baker Honda

Leader History

NO	NAME	FROM LAP	LAPS LED	DISTANCE	VEHICLE
81	BRYAN / HYDE	1	12	26.16 miles	Baker Honda

International Sidecar Revival Meeting @ Cadwell Park

FSRA British F2 Sidecars

RACE 14 - GRID (12 Laps)



ROW 9	25	87 FENWICK / KNAPTON	26		27	33 HEGARTY / NEAVE	
ROW 8		22	18 Jo.SAUNDERS / COOKE	23		24	37 MORPHET / RYDER
ROW 7	19	83 BUCHANAN / EVANS	20		21	6 BAKER / DAWKINS	
ROW 6		16	117 SCHOFIELD / SMITH	17		18	39 B.MOORE / A.MOORE
ROW 5	13	32 HORSPOLE / FORREST	14		15	8 ILARIA / LACE	
ROW 4		10	14 LOCKEY / BINNS	11		12	96 Ja.SAUNDERS / STOKOE
ROW 3	7	99 S.RAMSDEN / M.RAMSDEN	8		9	97 DAWSON / SIMS	
ROW 2		4	9 CLARKE / JOHNSON	5		6	81 BRYAN / HYDE
ROW 1	1	72 FOUNDS / WALMSLEY	2		3	17 CRAWFORD / HARDIE	
		Pole					

These results are provisional until the conclusion of any judicial and technical matters.

Cadwell Park: 2.1800 miles

Clerk Of Course:

Tony MacBride

Stewards:

Timekeeper:

Richard Evans



Results can be found at www.tsl-timing.com

Printed - 13:44 Sunday, 04 August 2024



International Sidecar Revival Meeting @ Cadwell Park

FSRA British F2 Sidecars

RACE 14 - CLASSIFICATION

Race Distance: 12 Laps / 26.16 miles



POS	NO	CL	PIC	NAME	ENTRY	LAPS	TIME	GAP	DIFF	MPH	BEST	ON	GRD	↑↓
1	72	S	1	FOUND / WALMSLEY	LCR Honda - Trustland Construction	12	19:33.710			80.23	1:36.270	7	1	0
2	9	C	1	CLARKE / JOHNSON	CES Yamaha R6 - Eddys Moto	12	20:01.187	27.477	27.477	78.40	1:38.532	3	3	1
3	81	W/C	1	BRYAN / HYDE	Baker Honda - L&W Contractors	12	20:01.590	27.880	0.403	78.37	1:38.657	9	4	1
4	99	S	2	S.RAMSDEN / M.RAMSDEN	LCR Honda - Ramsden Racing	12	20:01.856	28.146	0.266	78.35	1:38.633	3	5	1
5	97	C	2	DAWSON / SIMS	Molyneux Yamaha - Dawson Classic Motorcycles	12	20:38.794	1:05.084	36.938	76.02	1:41.481	2	6	1
6	14	S	3	LOCKEY / BINNS	LCR Honda - Real Racing	12	20:39.680	1:05.970	0.886	75.96	1:41.533	10	7	1
7	96	C/R	1	Ja.SAUNDERS / STOKOE	Baker Honda - Homechoice Flooring Solutions	12	20:52.969	1:19.259	13.289	75.16	1:42.466	4	8	1
8	39	C	3	B.MOORE / A.MOORE	Ireson Honda - MDK Office Seating / LPC / LBS Racing	12	21:09.194	1:35.484	16.225	74.20	1:44.118	9	12	4
9	37	C	4	MORPHET / RYDER	LCR Suzuki -	12	21:10.978	1:37.268	1.784	74.09	1:43.989	10	16	7
10	18	C	5	Jo.SAUNDERS / COOKE	LCR Yamaha - Home Choice Flooring	12	21:12.675	1:38.965	1.697	73.99	1:43.660	11	15	5

NOT CLASSIFIED

DNF	117	C		SCHOFIELD / SMITH	Bellas Yamaha - V8PR.co.uk	8	15:58.434	4 Laps	4 Laps	65.50	1:44.526	6	11	
DNF	17	S		CRAWFORD / HARDIE	LCR Suzuki - Team ARC	7	11:29.346	5 Laps	1 Lap	79.69	1:37.140	4	2	
DNF	8	S		ILARIA / LACE	Christie Engineering 600 - Powerhouse	7	12:23.906	5 Laps	54.560	73.84	1:44.673	6	10	

NOT STARTED

NS	6	C		BAKER / DAWKINS	Baker Suzuki K10 - Marin									14
----	---	---	--	-----------------	--------------------------	--	--	--	--	--	--	--	--	----

FASTEST LAP

72	S			FOUND / WALMSLEY	LCR Honda - Trustland Construction	7	1:36.270			81.52 mph		131.19 kph
9	C			CLARKE / JOHNSON	CES Yamaha R6 - Eddys Moto	3	1:38.532			79.64 mph		128.18 kph
81	W/C			BRYAN / HYDE	Baker Honda - L&W Contractors	9	1:38.657			79.54 mph		128.02 kph
96	C/R			Ja.SAUNDERS / STOKOE	Baker Honda - Homechoice Flooring Solutions	4	1:42.466			76.59 mph		123.26 kph

Comments:

Class S - 92.5% of Race Speed = 74.21 mph

Class C - 92.5% of Race Speed = 72.52 mph

Class W/C - 92.5% of Race Speed = 72.49 mph

Class C/R - 92.5% of Race Speed = 69.52 mph

Weather / Track : Bright / Dry

These results are provisional until the conclusion of any judicial and technical matters.

Date: 04/08/2024 Start: 17:11 Finish: 17:31

Cadwell Park: 2.1800 miles

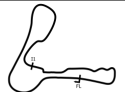
Clerk Of Course:

Tony MacBride

Stewards:

Timekeeper:

Richard Evans



Results can be found at www.tsl-timing.com

Printed - 17:34 Sunday, 04 August 2024



International Sidecar Revival Meeting @ Cadwell Park

FSRA British F2 Sidecars

RACE 14 - LAP CHART

LAP 1 @ 17:13:09.240

NO	BEHIND	LAP TIME
72		1:42.230
17	1.226	1:43.456
81	3.317	1:45.547
9	4.691	1:46.921
99	5.536	1:47.766
97	6.495	1:48.725
14	7.867	1:50.097
96	8.255	1:50.485
8	9.864	1:52.094
39	10.214	1:52.444
117	10.941	1:53.171
18	11.304	1:53.534
37	11.790	1:54.020

LAP 2 @ 17:14:46.578

NO	BEHIND	LAP TIME
72		1:37.338
17	1.508	1:37.620
81	5.759	1:39.780
9	7.183	1:39.830
99	7.719	1:39.521
97	10.638	1:41.481
14	13.799	1:43.270
96	14.240	1:43.323
8	18.141	1:45.615
117	18.935	1:45.332
39	19.218	1:46.342
18	19.982	1:46.016
37	20.420	1:45.968

LAP 3 @ 17:16:24.238

NO	BEHIND	LAP TIME
72		1:37.660
17	1.181	1:37.333
81	7.749	1:39.650
9	8.055	1:38.532
99	8.692	1:38.633
97	15.796	1:42.818
14	19.774	1:43.635
96	20.101	1:43.521
8	26.337	1:45.856
39	26.990	1:45.432
117	27.446	1:46.171
18	28.046	1:45.724
37	28.396	1:45.636

LAP 4 @ 17:18:01.079

NO	BEHIND	LAP TIME
72		1:36.841
17	1.480	1:37.140
9	10.404	1:39.190
81	11.697	1:40.789
99	12.021	1:40.170
97	21.760	1:42.805
96	25.726	1:42.466
14	26.815	1:43.882
8	34.518	1:45.022
39	35.081	1:44.932
18	35.575	1:44.370
117	36.276	1:45.671
37	36.538	1:44.983

LAP 5 @ 17:19:37.605

NO	BEHIND	LAP TIME
72		1:36.526
17	2.633	1:37.679
9	13.963	1:40.085
81	14.796	1:39.625
99	15.079	1:39.584
97	27.441	1:42.207
96	32.166	1:42.966
14	33.359	1:43.070
8	42.818	1:44.826
39	43.098	1:44.543
18	43.583	1:44.534
117	44.811	1:45.061
37	45.001	1:44.989

LAP 6 @ 17:21:14.201

NO	BEHIND	LAP TIME
72		1:36.596
17	3.587	1:37.550
9	16.963	1:39.596
81	17.854	1:39.654
99	18.302	1:39.819
97	32.975	1:42.130
96	39.316	1:43.746
14	39.621	1:42.858
8	50.895	1:44.673
39	51.118	1:44.616
18	51.545	1:44.558
117	52.741	1:44.526
37	53.408	1:45.003

LAP 7 @ 17:22:50.471

NO	BEHIND	LAP TIME
72		1:36.270
17	5.885	1:38.568
9	19.932	1:39.239
81	21.480	1:39.896
99	21.935	1:39.903
97	40.521	1:43.816
14	45.793	1:42.442
96	47.131	1:44.085
18	59.205	1:43.930
8	1:00.445	1:45.820
39	1:00.699	1:45.851
117	1:01.094	1:44.623
37	1:01.546	1:44.408

LAP 8 @ 17:24:27.083

NO	BEHIND	LAP TIME
72		1:36.612
9	23.024	1:39.704
81	24.159	1:39.291
99	24.722	1:39.399
97	46.841	1:42.932
14	51.333	1:42.152
96	55.067	1:44.548
18	1:06.499	1:43.906
39	1:08.544	1:44.457
37	1:10.394	1:45.460

LAP 9 @ 17:26:04.301

NO	BEHIND	LAP TIME
72		1:37.218
9	25.136	1:39.330
81	25.598	1:38.657
99	26.144	1:38.640
97	51.486	1:41.863
14	56.620	1:42.505
96	1:02.675	1:44.826
39	1:15.444	1:44.118
37	1:20.123	1:46.947
117	1 Lap	3:33.879 P
18	1:23.067	1:53.786

LAP 10 @ 17:27:42.135

NO	BEHIND	LAP TIME
72		1:37.834
9	26.191	1:38.889
81	26.986	1:39.222
99	27.511	1:39.201
97	55.675	1:42.023
14	1:00.319	1:41.533
96	1:09.529	1:44.688
39	1:23.477	1:45.867
37	1:26.278	1:43.989
18	1:29.740	1:44.507

LAP 11 @ 17:29:21.611

NO	BEHIND	LAP TIME
72		1:39.476
9	26.410	1:39.695
81	26.716	1:39.206
99	28.170	1:40.135
97	58.983	1:42.784
14	1:02.792	1:41.949
96	1:14.432	1:44.379
39	1:29.121	1:45.120
37	1:31.436	1:44.634
18	1:33.924	1:43.660

LAP 12 @ 17:31:00.720

NO	BEHIND	LAP TIME
72		1:39.109
9	27.477	1:40.176
81	27.880	1:40.273
99	28.146	1:39.085
97	1:05.084	1:45.210
14	1:05.970	1:42.287
96	1:19.259	1:43.936
39	1:35.484	1:45.472
37	1:37.268	1:44.941
18	1:38.965	1:44.150

International Sidecar Revival Meeting @ Cadwell Park

FSRA British F2 Sidecars

RACE 14 - POSITION CHART

No	Name	Lap													
		Pos	1	2	3	4	5	6	7	8	9	10	11	12	
72	FOUND / WALMSLEY	1	72	72	72	72	72	72	72	72	72	72	72	72	72
17	CRAWFORD / HARDIE	2	17	17	17	17	17	17	17	9	9	9	9	9	9
9	CLARKE / JOHNSON	3	81	81	81	9	9	9	9	81	81	81	81	81	81
81	BRYAN / HYDE	4	9	9	9	81	81	81	81	99	99	99	99	99	99
99	S.RAMSDEN / M.RAMS	5	99	99	99	99	99	99	99	97	97	97	97	97	97
97	DAWSON / SIMS	6	97	97	97	97	97	97	97	14	14	14	14	14	14
14	LOCKEY / BINNS	7	14	14	14	96	96	96	14	96	96	96	96	96	96
96	Ja.SAUNDERS / STOK	8	96	96	96	14	14	14	96	18	39	39	39	39	39
8	ILARIA / LACE	9	8	8	8	8	8	8	18	39	37	37	37	37	37
117	SCHOFIELD / SMITH	10	39	117	39	39	39	39	8	37	18	18	18	18	18
39	B.MOORE / A.MOORE	11	117	39	117	18	18	18	39	117					
6	BAKER / DAWKINS	12	18	18	18	117	117	117	117						
18	Jo.SAUNDERS / COOK	13	37	37	37	37	37	37	37						
37	MORPHET / RYDER	14													

International Sidecar Revival Meeting @ Cadwell Park

FSRA British F2 Sidecars

RACE 14 - SECTOR ANALYSIS



SECTOR 1 = FL to I1, SECTOR 2 = I1 to FL, DIFF = Difference To Personal Best Lap, P = Crossed Finish Line in Pit Lane, D = Time Disallowed

P1		72 S		FOUND S / WALMSLEY		LCR Honda - Trustland Construction	
IDEAL LAP TIME : 1:36.165		BEST LAP TIME : 1:36.270		DIFFERENCE : 0.105			
LAP	SECTOR 1	SECTOR 2	LAP TIME	MPH	DIFF	TIME OF DAY	
1 -		41.198	1:42.230	76.76	5.960	17:13:09.240	
2 -	56.082	41.256	1:37.338	80.62	1.068	17:14:46.578	
3 -	56.070	41.590	1:37.660	80.36	1.390	17:16:24.238	
4 -	55.848	40.993	1:36.841	81.04	0.571	17:18:01.079	
5 -	55.536	40.990	1:36.526 (2)	81.30	0.256	17:19:37.605	
6 -	55.672	40.924	1:36.596 (3)	81.24	0.326	17:21:14.201	
7 -	55.434	40.836	1:36.270 (1)	81.52		17:22:50.471	
8 -	55.329	41.283	1:36.612	81.23	0.342	17:24:27.083	
9 -	55.755	41.463	1:37.218	80.72	0.948	17:26:04.301	
10 -	56.019	41.815	1:37.834	80.21	1.564	17:27:42.135	
11 -	57.391	42.085	1:39.476	78.89	3.206	17:29:21.611	
12 -	56.664	42.445	1:39.109	79.18	2.839	17:31:00.720	

P2		9 C		CLARKE / JOHNSON		CES Yamaha R6 - Eddys Moto	
IDEAL LAP TIME : 1:37.986		BEST LAP TIME : 1:38.532		DIFFERENCE : 0.546			
LAP	SECTOR 1	SECTOR 2	LAP TIME	MPH	DIFF	TIME OF DAY	
1 -		42.835	1:46.921	73.40	8.389	17:13:13.931	
2 -	57.661	42.169	1:39.830	78.61	1.298	17:14:53.761	
3 -	56.311	42.221	1:38.532 (1)	79.64		17:16:32.293	
4 -	57.124	42.066	1:39.190 (3)	79.12	0.658	17:18:11.483	
5 -	57.655	42.430	1:40.085	78.41	1.553	17:19:51.568	
6 -	57.300	42.296	1:39.596	78.79	1.064	17:21:31.164	
7 -	57.330	41.909	1:39.239	79.08	0.707	17:23:10.403	
8 -	57.340	42.364	1:39.704	78.71	1.172	17:24:50.107	
9 -	57.216	42.114	1:39.330	79.01	0.798	17:26:29.437	
10 -	57.214	41.675	1:38.889 (2)	79.36	0.357	17:28:08.326	
11 -	56.798	42.897	1:39.695	78.72	1.163	17:29:48.021	
12 -	57.310	42.866	1:40.176	78.34	1.644	17:31:28.197	

P3		81 W/C		BRYAN / HYDE		Baker Honda - L&W Contractors	
IDEAL LAP TIME : 1:38.418		BEST LAP TIME : 1:38.657		DIFFERENCE : 0.239			
LAP	SECTOR 1	SECTOR 2	LAP TIME	MPH	DIFF	TIME OF DAY	
1 -		42.649	1:45.547	74.35	6.890	17:13:12.557	
2 -	57.572	42.208	1:39.780	78.65	1.123	17:14:52.337	
3 -	57.354	42.296	1:39.650	78.75	0.993	17:16:31.987	
4 -	58.136	42.653	1:40.789	77.86	2.132	17:18:12.776	
5 -	57.483	42.142	1:39.625	78.77	0.968	17:19:52.401	
6 -	57.363	42.291	1:39.654	78.75	0.997	17:21:32.055	
7 -	57.386	42.510	1:39.896	78.56	1.239	17:23:11.951	
8 -	57.323	41.968	1:39.291	79.04	0.634	17:24:51.242	
9 -	56.631	42.026	1:38.657 (1)	79.54		17:26:29.899	
10 -	57.435	41.787	1:39.222 (3)	79.09	0.565	17:28:09.121	
11 -	56.691	42.515	1:39.206 (2)	79.10	0.549	17:29:48.327	
12 -	57.250	43.023	1:40.273	78.26	1.616	17:31:28.600	

International Sidecar Revival Meeting @ Cadwell Park

FSRA British F2 Sidecars

RACE 14 - SECTOR ANALYSIS



SECTOR 1 = FL to I1, SECTOR 2 = I1 to FL, DIFF = Difference To Personal Best Lap, P = Crossed Finish Line in Pit Lane, D = Time Disallowed

P4		99 S		S.RAMSDEN / M.RAMSDEN		LCR Honda - Ramsden Racing	
IDEAL LAP TIME : 1:38.514		BEST LAP TIME : 1:38.633		DIFFERENCE : 0.119			
LAP	SECTOR 1	SECTOR 2	LAP TIME	MPH	DIFF	TIME OF DAY	
1 -		42.837	1:47.766	72.82	9.133	17:13:14.776	
2 -	57.359	42.162	1:39.521	78.85	0.888	17:14:54.297	
3 -	56.667	41.966	1:38.633 (1)	79.56		17:16:32.930	
4 -	57.280	42.890	1:40.170	78.34	1.537	17:18:13.100	
5 -	57.358	42.226	1:39.584	78.80	0.951	17:19:52.684	
6 -	57.375	42.444	1:39.819	78.62	1.186	17:21:32.503	
7 -	57.285	42.618	1:39.903	78.55	1.270	17:23:12.406	
8 -	57.340	42.059	1:39.399	78.95	0.766	17:24:51.805	
9 -	56.548	42.092	1:38.640 (2)	79.56	0.007	17:26:30.445	
10 -	57.136	42.065	1:39.201	79.11	0.568	17:28:09.646	
11 -	56.952	43.183	1:40.135	78.37	1.502	17:29:49.781	
12 -	56.706	42.379	1:39.085 (3)	79.20	0.452	17:31:28.866	

P5		97 C		DAWSON / SIMS		Molyneux Yamaha - Dawson Classic Motorcycles	
IDEAL LAP TIME : 1:41.386		BEST LAP TIME : 1:41.481		DIFFERENCE : 0.095			
LAP	SECTOR 1	SECTOR 2	LAP TIME	MPH	DIFF	TIME OF DAY	
1 -		43.861	1:48.725	72.18	7.244	17:13:15.735	
2 -	58.235	43.246	1:41.481 (1)	77.33		17:14:57.216	
3 -	59.205	43.613	1:42.818	76.32	1.337	17:16:40.034	
4 -	59.520	43.285	1:42.805	76.33	1.324	17:18:22.839	
5 -	58.741	43.466	1:42.207	76.78	0.726	17:20:05.046	
6 -	58.840	43.290	1:42.130	76.84	0.649	17:21:47.176	
7 -	59.510	44.306	1:43.816	75.59	2.335	17:23:30.992	
8 -	59.437	43.495	1:42.932	76.24	1.451	17:25:13.924	
9 -	58.511	43.352	1:41.863 (2)	77.04	0.382	17:26:55.787	
10 -	58.628	43.395	1:42.023 (3)	76.92	0.542	17:28:37.810	
11 -	59.633	43.151	1:42.784	76.35	1.303	17:30:20.594	
12 -	1:00.373	44.837	1:45.210	74.59	3.729	17:32:05.804	

P6		14 S		LOCKEY / BINNS		LCR Honda - Real Racing	
IDEAL LAP TIME : 1:41.474		BEST LAP TIME : 1:41.533		DIFFERENCE : 0.059			
LAP	SECTOR 1	SECTOR 2	LAP TIME	MPH	DIFF	TIME OF DAY	
1 -		44.293	1:50.097	71.28	8.564	17:13:17.107	
2 -	59.127	44.143	1:43.270	75.99	1.737	17:15:00.377	
3 -	59.644	43.991	1:43.635	75.72	2.102	17:16:44.012	
4 -	1:00.117	43.765	1:43.882	75.54	2.349	17:18:27.894	
5 -	59.607	43.463	1:43.070	76.14	1.537	17:20:10.964	
6 -	59.367	43.491	1:42.858	76.30	1.325	17:21:53.822	
7 -	59.516	42.926	1:42.442	76.60	0.909	17:23:36.264	
8 -	59.214	42.938	1:42.152 (3)	76.82	0.619	17:25:18.416	
9 -	59.136	43.369	1:42.505	76.56	0.972	17:27:00.921	
10 -	58.548	42.985	1:41.533 (1)	77.29		17:28:42.454	
11 -	59.016	42.933	1:41.949 (2)	76.98	0.416	17:30:24.403	
12 -	58.552	43.735	1:42.287	76.72	0.754	17:32:06.690	

International Sidecar Revival Meeting @ Cadwell Park

FSRA British F2 Sidecars

RACE 14 - SECTOR ANALYSIS



SECTOR 1 = FL to I1, SECTOR 2 = I1 to FL, DIFF = Difference To Personal Best Lap, P = Crossed Finish Line in Pit Lane, D = Time Disallowed

P7 96 C/R		Ja.SAUNDERS / STOKOE		Baker Honda - Homechoice Flooring Solutions		
IDEAL LAP TIME : 1:42.466		BEST LAP TIME : 1:42.466		DIFFERENCE : 0.000		
LAP	SECTOR 1	SECTOR 2	LAP TIME	MPH	DIFF	TIME OF DAY
1 -		44.259	1:50.485	71.03	8.019	17:13:17.495
2 -	59.359	43.964	1:43.323 (3)	75.95	0.857	17:15:00.818
3 -	59.743	43.778	1:43.521	75.81	1.055	17:16:44.339
4 -	59.178	43.288	1:42.466 (1)	76.59		17:18:26.805
5 -	59.286	43.680	1:42.966 (2)	76.21	0.500	17:20:09.771
6 -	59.918	43.828	1:43.746	75.64	1.280	17:21:53.517
7 -	1:00.028	44.057	1:44.085	75.40	1.619	17:23:37.602
8 -	1:00.289	44.259	1:44.548	75.06	2.082	17:25:22.150
9 -	1:00.932	43.894	1:44.826	74.86	2.360	17:27:06.976
10 -	1:00.324	44.364	1:44.688	74.96	2.222	17:28:51.664
11 -	1:00.511	43.868	1:44.379	75.18	1.913	17:30:36.043
12 -	1:00.199	43.737	1:43.936	75.50	1.470	17:32:19.979

P8 39 C		B.MOORE / A.MOORE		Ireson Honda - MDK Office Seating / LPC / LBS Racing		
IDEAL LAP TIME : 1:43.924		BEST LAP TIME : 1:44.118		DIFFERENCE : 0.194		
LAP	SECTOR 1	SECTOR 2	LAP TIME	MPH	DIFF	TIME OF DAY
1 -		44.907	1:52.444	69.79	8.326	17:13:19.454
2 -	1:01.666	44.676	1:46.342	73.80	2.224	17:15:05.796
3 -	1:01.281	44.151	1:45.432	74.43	1.314	17:16:51.228
4 -	1:00.533	44.399	1:44.932	74.79	0.814	17:18:36.160
5 -	1:00.461	44.082	1:44.543 (3)	75.07	0.425	17:20:20.703
6 -	1:00.516	44.100	1:44.616	75.01	0.498	17:22:05.319
7 -	1:01.148	44.703	1:45.851	74.14	1.733	17:23:51.170
8 -	1:00.545	43.912	1:44.457 (2)	75.13	0.339	17:25:35.627
9 -	1:00.012	44.106	1:44.118 (1)	75.37		17:27:19.745
10 -	1:01.260	44.607	1:45.867	74.13	1.749	17:29:05.612
11 -	1:00.983	44.137	1:45.120	74.65	1.002	17:30:50.732
12 -	1:00.794	44.678	1:45.472	74.40	1.354	17:32:36.204

P9 37 C		MORPHET / RYDER		LCR Suzuki -		
IDEAL LAP TIME : 1:43.840		BEST LAP TIME : 1:43.989		DIFFERENCE : 0.149		
LAP	SECTOR 1	SECTOR 2	LAP TIME	MPH	DIFF	TIME OF DAY
1 -		44.287	1:54.020	68.83	10.031	17:13:21.030
2 -	1:01.118	44.850	1:45.968	74.06	1.979	17:15:06.998
3 -	1:00.692	44.944	1:45.636	74.29	1.647	17:16:52.634
4 -	1:00.516	44.467	1:44.983	74.75	0.994	17:18:37.617
5 -	1:00.529	44.460	1:44.989	74.75	1.000	17:20:22.606
6 -	1:00.598	44.405	1:45.003	74.74	1.014	17:22:07.609
7 -	1:00.088	44.320	1:44.408 (2)	75.16	0.419	17:23:52.017
8 -	1:01.313	44.147	1:45.460	74.41	1.471	17:25:37.477
9 -	1:00.228	46.719	1:46.947	73.38	2.958	17:27:24.424
10 -	1:00.237	43.752	1:43.989 (1)	75.47		17:29:08.413
11 -	1:00.458	44.176	1:44.634 (3)	75.00	0.645	17:30:53.047
12 -	1:00.685	44.256	1:44.941	74.78	0.952	17:32:37.988

International Sidecar Revival Meeting @ Cadwell Park

FSRA British F2 Sidecars

RACE 14 - SECTOR ANALYSIS



SECTOR 1 = FL to I1, SECTOR 2 = I1 to FL, DIFF = Difference To Personal Best Lap, P = Crossed Finish Line in Pit Lane, D = Time Disallowed

P10 18 C		Jo.SAUNDERS / COOKE		LCR Yamaha - Home Choice Flooring		
IDEAL LAP TIME : 1:42.996		BEST LAP TIME : 1:43.660		DIFFERENCE : 0.664		
LAP	SECTOR 1	SECTOR 2	LAP TIME	MPH	DIFF	TIME OF DAY
1 -		44.782	1:53.534	69.12	9.874	17:13:20.544
2 -	1:01.287	44.729	1:46.016	74.02	2.356	17:15:06.560
3 -	1:00.851	44.873	1:45.724	74.23	2.064	17:16:52.284
4 -	1:00.152	44.218	1:44.370	75.19	0.710	17:18:36.654
5 -	1:00.402	44.132	1:44.534	75.07	0.874	17:20:21.188
6 -	1:00.396	44.162	1:44.558	75.05	0.898	17:22:05.746
7 -	59.454	44.476	1:43.930 (3)	75.51	0.270	17:23:49.676
8 -	1:00.264	43.642	1:43.906 (2)	75.53	0.246	17:25:33.582
9 -	59.417	54.369	1:53.786	68.97	10.126	17:27:27.368
10 -	59.689	44.818	1:44.507	75.09	0.847	17:29:11.875
11 -	59.354	44.306	1:43.660 (1)	75.70		17:30:55.535
12 -	59.807	44.343	1:44.150	75.35	0.490	17:32:39.685

P11 117 C		SCHOFIELD / SMITH		Bellas Yamaha - V8PR.co.uk		
IDEAL LAP TIME : 1:44.061		BEST LAP TIME : 1:44.526		DIFFERENCE : 0.465		
LAP	SECTOR 1	SECTOR 2	LAP TIME	MPH	DIFF	TIME OF DAY
1 -	OUTLAP	44.978	1:53.171	69.34	8.645	17:13:20.181
2 -	1:00.483	44.849	1:45.332	74.50	0.806	17:15:05.513
3 -	1:01.623	44.548	1:46.171	73.91	1.645	17:16:51.684
4 -	1:01.136	44.535	1:45.671	74.26	1.145	17:18:37.355
5 -	1:00.334	44.727	1:45.061 (3)	74.70	0.535	17:20:22.416
6 -	1:00.347	44.179	1:44.526 (1)	75.08		17:22:06.942
7 -	59.882	44.741	1:44.623 (2)	75.01	0.097	17:23:51.565
8 -	1:05.110	IN PIT	3:33.879 P	36.69	1:49.353	17:27:25.444

P12 17 S		CRAWFORD / HARDIE		LCR Suzuki - Team ARC		
IDEAL LAP TIME : 1:37.140		BEST LAP TIME : 1:37.140		DIFFERENCE : 0.000		
LAP	SECTOR 1	SECTOR 2	LAP TIME	MPH	DIFF	TIME OF DAY
1 -		41.235	1:43.456	75.85	6.316	17:13:10.466
2 -	56.560	41.060	1:37.620	80.39	0.480	17:14:48.086
3 -	56.215	41.118	1:37.333 (2)	80.63	0.193	17:16:25.419
4 -	56.094	41.046	1:37.140 (1)	80.79		17:18:02.559
5 -	56.228	41.451	1:37.679	80.34	0.539	17:19:40.238
6 -	56.214	41.336	1:37.550 (3)	80.45	0.410	17:21:17.788
7 -	56.880	41.688	1:38.568	79.62	1.428	17:22:56.356

P13 8 S		ILARIA / LACE		Christie Engineering 600 - Powerhouse		
IDEAL LAP TIME : 1:44.622		BEST LAP TIME : 1:44.673		DIFFERENCE : 0.051		
LAP	SECTOR 1	SECTOR 2	LAP TIME	MPH	DIFF	TIME OF DAY
1 -		44.936	1:52.094	70.01	7.421	17:13:19.104
2 -	1:00.720	44.895	1:45.615	74.30	0.942	17:15:04.719
3 -	1:00.448	45.408	1:45.856	74.13	1.183	17:16:50.575
4 -	1:00.621	44.401	1:45.022 (3)	74.72	0.349	17:18:35.597
5 -	1:00.389	44.437	1:44.826 (2)	74.86	0.153	17:20:20.423
6 -	1:00.440	44.233	1:44.673 (1)	74.97		17:22:05.096
7 -	1:01.146	44.674	1:45.820	74.16	1.147	17:23:50.916

International Sidecar Revival Meeting @ Cadwell Park

FSRA British F2 Sidecars

RACE 14 - BEST SECTORS

SECTOR 1			SECTOR 2			IDEAL / BEST COMPARISON						
POS	NO	NAME	TIME	NO	NAME	TIME	POS	NO	NAME	IDEAL	BEST	DIFF
									PERFECT LAP	1:36.165		
1	72	FOUND / WALMSLEY	55.329	72	FOUND / WALMSLEY	40.836	1	72	FOUND / WALMSLE	1:36.165	1:36.270	0.105
2	17	CRAWFORD / HARDIE	56.094	17	CRAWFORD / HARDIE	41.046	2	17	CRAWFORD / HARDI	1:37.140	1:37.140	0.000
3	9	CLARKE / JOHNSON	56.311	9	CLARKE / JOHNSON	41.675	3	9	CLARKE / JOHNSON	1:37.986	1:38.532	0.546
4	99	S.RAMSDEN / M.RAMSDEN	56.548	81	BRYAN / HYDE	41.787	4	81	BRYAN / HYDE	1:38.418	1:38.657	0.239
5	81	BRYAN / HYDE	56.631	99	S.RAMSDEN / M.RAMSDEN	41.966	5	99	S.RAMSDEN / M.RAM	1:38.514	1:38.633	0.119
6	97	DAWSON / SIMS	58.235	14	LOCKEY / BINNS	42.926	6	97	DAWSON / SIMS	1:41.386	1:41.481	0.095
7	14	LOCKEY / BINNS	58.548	97	DAWSON / SIMS	43.151	7	14	LOCKEY / BINNS	1:41.474	1:41.533	0.059
8	96	Ja.SAUNDERS / STOKOE	59.178	96	Ja.SAUNDERS / STOKOE	43.288	8	96	Ja.SAUNDERS / STOI	1:42.466	1:42.466	0.000
9	18	Jo.SAUNDERS / COOKE	59.354	18	Jo.SAUNDERS / COOKE	43.642	9	18	Jo.SAUNDERS / COO	1:42.996	1:43.660	0.664
10	117	SCHOFIELD / SMITH	59.882	37	MORPHET / RYDER	43.752	10	37	MORPHET / RYDER	1:43.840	1:43.989	0.149
11	39	B.MOORE / A.MOORE	1:00.012	39	B.MOORE / A.MOORE	43.912	11	39	B.MOORE / A.MOORE	1:43.924	1:44.118	0.194
12	37	MORPHET / RYDER	1:00.088	117	SCHOFIELD / SMITH	44.179	12	117	SCHOFIELD / SMITH	1:44.061	1:44.526	0.465
13	8	ILARIA / LACE	1:00.389	8	ILARIA / LACE	44.233	13	8	ILARIA / LACE	1:44.622	1:44.673	0.051

International Sidecar Revival Meeting @ Cadwell Park

FSRA British F2 Sidecars

RACE 14 - STATISTICS

Competitors Started 13
Planned Start 2024-08-04 @ 16:00:00.000
Actual Start 2024-08-04 @ 17:11:27.010
Finish Time 2024-08-04 @ 17:31:00.719
Track Length 2.1800mi.
Total Laps 142
Total Distance Covered 309.5626mi.

Session Fastest Lap History

NO	CL	NAME	LAP TIME	TIME OF DAY	LAP	VEHICLE
72	S	FOUND / WALMSLEY	1:37.338	17:14:46.599	2	LCR Honda
17	S	CRAWFORD / HARDIE	1:37.333	17:16:25.439	3	LCR Suzuki
72	S	FOUND / WALMSLEY	1:36.841	17:18:01.101	4	LCR Honda
72	S	FOUND / WALMSLEY	1:36.526	17:19:37.627	5	LCR Honda
72	S	FOUND / WALMSLEY	1:36.270	17:22:50.493	7	LCR Honda

Session Leader History

NO	CL	NAME	FROM LAP	LAPS LED	DISTANCE	VEHICLE
72	S	FOUND / WALMSLEY	1	12	26.16 miles	LCR Honda

Flag History

TYPE	TIME OF DAY
GREEN	17:11:27.010
FINISH	17:31:00.719

Flag Statistics

TYPE	COUNT	TOTAL LAPS	TOTAL TIME
Green	1	12	21:38.363
Red	0	0	0.000
Safety Car	0	0	0.000
FCY	0	0	0.000

International Sidecar Revival Meeting @ Cadwell Park

FSRA British F2 Sidecars

RACE 14 - STATISTICS

CLASS : C

6 Starters

Fastest Lap History

NO	NAME	LAP TIME	TIME OF DAY	LAP	VEHICLE
9	CLARKE / JOHNSON	1:39.830	17:14:53.781	2	CES Yamaha R6
9	CLARKE / JOHNSON	1:38.532	17:16:32.313	3	CES Yamaha R6

Leader History

NO	NAME	FROM LAP	LAPS LED	DISTANCE	VEHICLE
9	CLARKE / JOHNSON	1	12	26.16 miles	CES Yamaha R6

International Sidecar Revival Meeting @ Cadwell Park

FSRA British F2 Sidecars

RACE 14 - STATISTICS

CLASS : C/R

1 Starters

Fastest Lap History

NO	NAME	LAP TIME	TIME OF DAY	LAP	VEHICLE
96	Ja.SAUNDERS / STOKOE	1:43.323	17:15:00.847	2	Baker Honda
96	Ja.SAUNDERS / STOKOE	1:42.466	17:18:26.834	4	Baker Honda

Leader History

NO	NAME	FROM LAP	LAPS LED	DISTANCE	VEHICLE
96	Ja.SAUNDERS / STOKOE	1	12	26.16 miles	Baker Honda

International Sidecar Revival Meeting @ Cadwell Park

FSRA British F2 Sidecars

RACE 14 - STATISTICS

CLASS : S

5 Starters

Fastest Lap History

NO	NAME	LAP TIME	TIME OF DAY	LAP	VEHICLE
72	FOUND / WALMSLEY	1:37.338	17:14:46.599	2	LCR Honda
17	CRAWFORD / HARDIE	1:37.333	17:16:25.439	3	LCR Suzuki
72	FOUND / WALMSLEY	1:36.841	17:18:01.101	4	LCR Honda
72	FOUND / WALMSLEY	1:36.526	17:19:37.627	5	LCR Honda
72	FOUND / WALMSLEY	1:36.270	17:22:50.493	7	LCR Honda

Leader History

NO	NAME	FROM LAP	LAPS LED	DISTANCE	VEHICLE
72	FOUND / WALMSLEY	1	12	26.16 miles	LCR Honda

International Sidecar Revival Meeting @ Cadwell Park

FSRA British F2 Sidecars

RACE 14 - STATISTICS

CLASS : W/C

1 Starters

Fastest Lap History

NO	NAME	LAP TIME	TIME OF DAY	LAP	VEHICLE
81	BRYAN / HYDE	1:39.780	17:14:52.358	2	Baker Honda
81	BRYAN / HYDE	1:39.650	17:16:32.008	3	Baker Honda
81	BRYAN / HYDE	1:39.625	17:19:52.423	5	Baker Honda
81	BRYAN / HYDE	1:39.291	17:24:51.264	8	Baker Honda
81	BRYAN / HYDE	1:38.657	17:26:29.921	9	Baker Honda

Leader History

NO	NAME	FROM LAP	LAPS LED	DISTANCE	VEHICLE
81	BRYAN / HYDE	1	12	26.16 miles	Baker Honda



CAMATHIAS CUP SIDECARS



BMCRC International Sidecar Revival
Cadwell Park
3rd / 4th August 2024

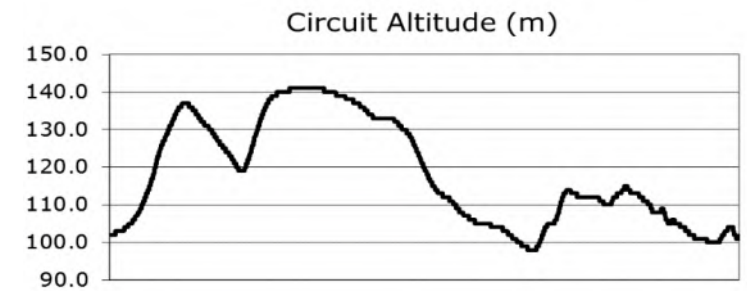
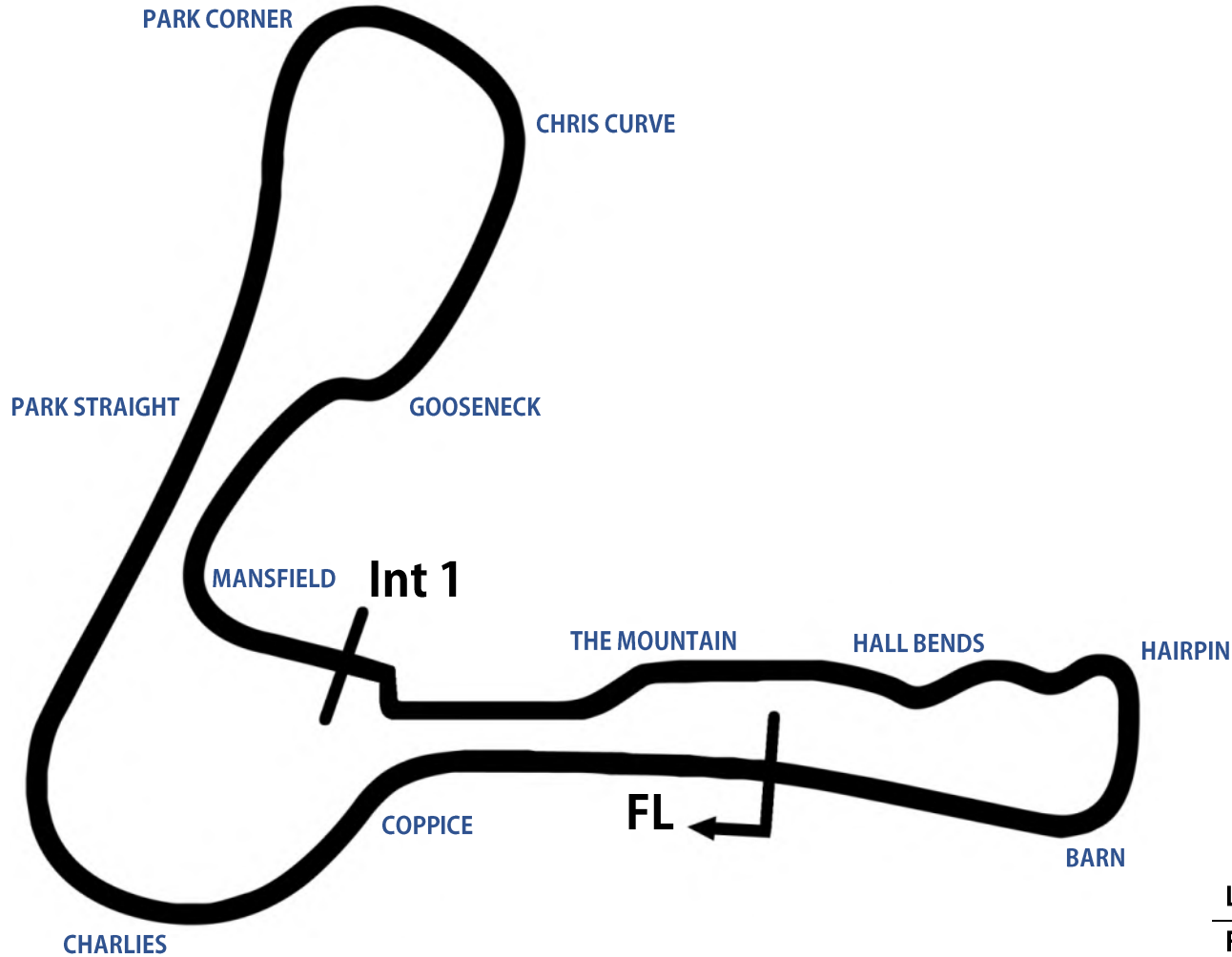


Timing & Results Provided by Timing Solutions Ltd

www.tsl-timing.com

Cadwell Park Circuit

Louth, Lincolnshire, UK



Length	2.1800 miles 3.508 km 3508.4m		
FL		53.31024 N	0.05940 W
Int 1	2330m	53.30708 N	0.06270 W
Pit Entry	3427m	53.31103 N	0.05889 W
Pit Exit	0m after FL	53.31030 N	0.05940 W
Pit Entry - Pit Exit	92m, 6.6s @ 50kph, 5.5s @ 60kph		

International Sidecar Revival Meeting @ Cadwell Park

Camathias Cup Sidecars

FREE PRACTICE - CLASSIFICATION



POS	NO	CL	PIC	NAME	ENTRY	TIME	ON	LAPS	GAP	DIFF	MPH
1	9	Over	1	CLARKE / JOHNSON	KCR BMW-Moorspeed	2:03.581	3	3			63.50
2	56	Upto	1	VERMEULEN / KLINKER	Triumph Bonneville	2:03.851	3	3	0.270	0.270	63.36
3	24	Over	2	THIRKELL / MORALEE	BMW MRE	2:09.965	3	3	6.384	6.114	60.38
4	121	Over	3	NOËL / DEHOUCQ	BMW Kneeler	2:11.069	3	3	7.488	1.104	59.87
5	72	Over	4	REICHMUTH / REICHMUTH	MRE Ducati	2:12.593	3	3	9.012	1.524	59.18
6	197	Over	5	DAWSON / MORRIS	BMW Moorespeed MRE	2:13.158	3	3	9.577	0.565	58.93
7	118	Over	6	TAPSELL / TAPSELL	TBR MR Equipe GP3 P&M Trident	2:13.182	2	3	9.601	0.024	58.92
8	17	Over	7	WALTERS / THOMAS	Belas Honda CB750	2:14.705	3	3	11.124	1.523	58.26
9	7	Over	8	WORTHINGTON / TODD	Yamaha Xs 998Cc Terry Mead	2:15.381	3	3	11.800	0.676	57.97
10	35	Over	9	REEVES / van den BOR	Windel Weslake	2:16.178	3	3	12.597	0.797	57.63
11	51	Over	10	BOUMAN / KLINKER	Weslake MRE NRE 900	2:18.578	3	3	14.997	2.400	56.63
12	113	Upto	2	PRENTICE / MOOK	Cric 750	2:19.384	3	3	15.803	0.806	56.30
13	46	Over	11	NOURISH / JOHNSON	Nourish Weslake	2:20.137	2	2	16.556	0.753	56.00
14	48	Upto	3	BEENS / ARENDS	Norton Sidecar	2:22.287	2	2	18.706	2.150	55.15
15	62	Upto	4	SCHOONDERBEEK / van den BOR	Triumph Trident	2:26.834	2	2	23.253	4.547	53.44
16	77	Upto	5	BROOKS / COPPOCK	Suzuki GT750	2:30.059	2	2	26.478	3.225	52.29
17	67	Upto	6	WARNER / DAWKINS	BMW MRE 750 16 Inch Classic	2:30.983	2	2	27.402	0.924	51.97
18	5	Over	12	LEWIS / LEWIS	Bellas Nourish	2:33.970	1	1	30.389	2.987	50.97
19	64	Upto	7	CHRISTIAN / HARDISTY	Norton Commando	2:36.942	2	2	33.361	2.972	50.00
20	125	Upto	8	THOMAS / THOMAS	Yamaha TZ350	2:40.011	2	2	36.430	3.069	49.04
21	39	Upto	9	SALTER / van BERCKEL	Norton Commando	2:40.797	2	2	37.216	0.786	48.80
22	11	Over	13	COX / VISSCHER	Komnik Mini Cooper	2:48.429	2	2	44.848	7.632	46.59
23	13	Upto	10	JONKER / SMALLEGANGE	Moto Guzzi Sitter/Home Made	2:54.192	2	2	50.611	5.763	45.05
24	100	Upto	11	BLONDEEL / THYS	Triumph 750Cc Triple	2:54.573	2	2	50.992	0.381	44.95
25	84	Upto	12	CAVEY / WILLIAMS	Triumph Fiddaman Sidecar	2:54.960	2	2	51.379	0.387	44.85

Weather / Track : Cloudy / Wet

Date: 03/08/2024 Start: 11:38 Finish: 11:56

These results are provisional until the conclusion of any judicial and technical matters.

Cadwell Park: 2.1800 miles

Clerk Of Course: <i>Tony MacBride</i>	Stewards:	Timekeeper: <i>Richard Evans</i>	
------------------------------------------	-----------	-------------------------------------	---------------------------------------------------------------------------------------

Results can be found at www.tsl-timing.com

Printed - 11:57 Saturday, 03 August 2024



International Sidecar Revival Meeting @ Cadwell Park

Camathias Cup Sidecars

FREE PRACTICE - SECTOR ANALYSIS



SECTOR 1 = FL to I1, SECTOR 2 = I1 to FL, DIFF = Difference To Personal Best Lap, P = Crossed Finish Line in Pit Lane, D = Time Disallowed

P1	9 Over	CLARKE / JOHNSON	KCR BMW-Moorspeed			
IDEAL LAP TIME : 2:03.581		BEST LAP TIME : 2:03.581		DIFFERENCE : 0.000		
LAP	SECTOR 1	SECTOR 2	LAP TIME	MPH	DIFF	TIME OF DAY
1 -	1:14.972	57.531	2:12.503 (3)	59.22	8.922	11:41:57.583
2 -	1:13.083	54.150	2:07.233 (2)	61.68	3.652	11:44:04.816
3 -	1:10.724	52.857	2:03.581 (1)	63.50		11:46:08.397

P2	56 Upto	VERMEULEN / KLINKER	Triumph Bonneville			
IDEAL LAP TIME : 2:03.851		BEST LAP TIME : 2:03.851		DIFFERENCE : 0.000		
LAP	SECTOR 1	SECTOR 2	LAP TIME	MPH	DIFF	TIME OF DAY
1 -	1:27.863	59.868	2:27.731 (3)	53.12	23.880	11:42:48.783
2 -	1:15.361	57.018	2:12.379 (2)	59.28	8.528	11:45:01.162
3 -	1:10.229	53.622	2:03.851 (1)	63.36		11:47:05.013

P3	24 Over	THIRKELL / MORALEE	BMW MRE			
IDEAL LAP TIME : 2:09.221		BEST LAP TIME : 2:09.965		DIFFERENCE : 0.744		
LAP	SECTOR 1	SECTOR 2	LAP TIME	MPH	DIFF	TIME OF DAY
1 -	1:15.317	55.635	2:10.952 (3)	59.93	0.987	11:41:38.692
2 -	1:14.754	56.158	2:10.912 (2)	59.94	0.947	11:43:49.604
3 -	1:13.586	56.379	2:09.965 (1)	60.38		11:45:59.569

P4	121 Over	NOËL / DEHOUCK	BMW Kneeler			
IDEAL LAP TIME : 2:11.069		BEST LAP TIME : 2:11.069		DIFFERENCE : 0.000		
LAP	SECTOR 1	SECTOR 2	LAP TIME	MPH	DIFF	TIME OF DAY
1 -	1:24.049	59.655	2:23.704 (3)	54.61	12.635	11:42:19.577
2 -	1:22.361	58.217	2:20.578 (2)	55.82	9.509	11:44:40.155
3 -	1:14.320	56.749	2:11.069 (1)	59.87		11:46:51.224

P5	72 Over	REICHMUTH / REICHMUTH	MRE Ducati			
IDEAL LAP TIME : 2:12.593		BEST LAP TIME : 2:12.593		DIFFERENCE : 0.000		
LAP	SECTOR 1	SECTOR 2	LAP TIME	MPH	DIFF	TIME OF DAY
1 -	1:27.944	59.665	2:27.609 (3)	53.16	15.016	11:42:18.971
2 -	1:22.698	57.942	2:20.640 (2)	55.80	8.047	11:44:39.611
3 -	1:16.016	56.577	2:12.593 (1)	59.18		11:46:52.204

P6	197 Over	DAWSON / MORRIS	BMW Moorspeed MRE			
IDEAL LAP TIME : 2:13.000		BEST LAP TIME : 2:13.158		DIFFERENCE : 0.158		
LAP	SECTOR 1	SECTOR 2	LAP TIME	MPH	DIFF	TIME OF DAY
1 -	1:21.329	1:00.587	2:21.916 (3)	55.30	8.758	11:42:06.773
2 -	1:16.252	57.190	2:13.442 (2)	58.81	0.284	11:44:20.215
3 -	1:15.810	57.348	2:13.158 (1)	58.93		11:46:33.373

P7	118 Over	TAPSELL / TAPSELL	TBR MR Equipe GP3 P&M Trident			
IDEAL LAP TIME : 2:13.182		BEST LAP TIME : 2:13.182		DIFFERENCE : 0.000		
LAP	SECTOR 1	SECTOR 2	LAP TIME	MPH	DIFF	TIME OF DAY
1 -	1:25.802	1:01.448	2:27.250 (3)	53.29	14.068	11:42:36.196
2 -	1:16.490	56.692	2:13.182 (1)	58.92		11:44:49.378
3 -	1:17.161	57.154	2:14.315 (2)	58.43	1.133	11:47:03.693

P8	17 Over	WALTERS / THOMAS	Belas Honda CB750			
IDEAL LAP TIME : 2:14.705		BEST LAP TIME : 2:14.705		DIFFERENCE : 0.000		
LAP	SECTOR 1	SECTOR 2	LAP TIME	MPH	DIFF	TIME OF DAY
1 -	1:28.057	1:00.228	2:28.285 (3)	52.92	13.580	11:42:17.329
2 -	1:20.422	58.629	2:19.051 (2)	56.44	4.346	11:44:36.380
3 -	1:17.339	57.366	2:14.705 (1)	58.26		11:46:51.085

International Sidecar Revival Meeting @ Cadwell Park

Camathias Cup Sidecars

FREE PRACTICE - SECTOR ANALYSIS



SECTOR 1 = FL to I1, SECTOR 2 = I1 to FL, DIFF = Difference To Personal Best Lap, P = Crossed Finish Line in Pit Lane, D = Time Disallowed

P9	7 Over	WORTHINGTON / TODD	Yamaha Xs 998Cc Terry Mead			
IDEAL LAP TIME : 2:15.381		BEST LAP TIME : 2:15.381		DIFFERENCE : 0.000		
LAP	SECTOR 1	SECTOR 2	LAP TIME	MPH	DIFF	TIME OF DAY
1 -	1:23.106	58.617	2:21.723 (3)	55.37	6.342	11:42:13.456
2 -	1:18.274	58.322	2:16.596 (2)	57.45	1.215	11:44:30.052
3 -	1:18.021	57.360	2:15.381 (1)	57.97		11:46:45.433

P10	35 Over	REEVES / van den BOR	Windel Weslake			
IDEAL LAP TIME : 2:15.746		BEST LAP TIME : 2:16.178		DIFFERENCE : 0.432		
LAP	SECTOR 1	SECTOR 2	LAP TIME	MPH	DIFF	TIME OF DAY
1 -	1:19.526	1:00.460	2:19.986 (3)	56.06	3.808	11:41:58.847
2 -	1:18.131	59.283	2:17.414 (2)	57.11	1.236	11:44:16.261
3 -	1:18.563	57.615	2:16.178 (1)	57.63		11:46:32.439

P11	51 Over	BOUMAN / KLINKER	Weslake MRE NRE 900			
IDEAL LAP TIME : 2:18.578		BEST LAP TIME : 2:18.578		DIFFERENCE : 0.000		
LAP	SECTOR 1	SECTOR 2	LAP TIME	MPH	DIFF	TIME OF DAY
1 -	1:28.370	59.758	2:28.128 (3)	52.98	9.550	11:42:17.893
2 -	1:23.422	57.308	2:20.730 (2)	55.76	2.152	11:44:38.623
3 -	1:21.927	56.651	2:18.578 (1)	56.63		11:46:57.201

P12	113 Upto	PRENTICE / MOOK	Cric 750			
IDEAL LAP TIME : 2:19.384		BEST LAP TIME : 2:19.384		DIFFERENCE : 0.000		
LAP	SECTOR 1	SECTOR 2	LAP TIME	MPH	DIFF	TIME OF DAY
1 -	1:29.368	1:00.822	2:30.190 (3)	52.25	10.806	11:42:39.451
2 -	1:22.423	1:00.133	2:22.556 (2)	55.05	3.172	11:45:02.007
3 -	1:20.436	58.948	2:19.384 (1)	56.30		11:47:21.391

P13	46 Over	NOURISH / JOHNSON	Nourish Weslake			
IDEAL LAP TIME : 2:15.336		BEST LAP TIME : 2:20.137		DIFFERENCE : 4.801		
LAP	SECTOR 1	SECTOR 2	LAP TIME	MPH	DIFF	TIME OF DAY
1 -	1:36.693	1:04.511	2:41.204 (2)	48.68	21.067	11:42:57.137
2 -	1:23.270	56.867	2:20.137 (1)	56.00		11:45:17.274

P14	48 Upto	BEENS / ARENDS	Norton Sidecar			
IDEAL LAP TIME : 2:21.434		BEST LAP TIME : 2:22.287		DIFFERENCE : 0.853		
LAP	SECTOR 1	SECTOR 2	LAP TIME	MPH	DIFF	TIME OF DAY
1 -	1:28.619	1:09.597	2:38.216 (2)	49.60	15.929	11:43:06.627
2 -	1:23.821	58.466	2:22.287 (1)	55.15		11:45:28.914

P15	62 Upto	SCHOONDERBEEK / van den BOR	Triumph Trident			
IDEAL LAP TIME : 2:24.968		BEST LAP TIME : 2:26.834		DIFFERENCE : 1.866		
LAP	SECTOR 1	SECTOR 2	LAP TIME	MPH	DIFF	TIME OF DAY
1 -	1:35.642	1:03.611	2:39.253 (2)	49.28	12.419	11:42:43.093
2 -	1:26.267	1:00.567	2:26.834 (1)	53.44		11:45:09.927

P16	77 Upto	BROOKS / COPPOCK	Suzuki GT750			
IDEAL LAP TIME : 2:30.059		BEST LAP TIME : 2:30.059		DIFFERENCE : 0.000		
LAP	SECTOR 1	SECTOR 2	LAP TIME	MPH	DIFF	TIME OF DAY
1 -	1:35.972	1:08.570	2:44.542 (2)	47.69	14.483	11:42:47.701
2 -	1:23.853	1:06.206	2:30.059 (1)	52.29		11:45:17.760

International Sidecar Revival Meeting @ Cadwell Park

Camathias Cup Sidecars

FREE PRACTICE - SECTOR ANALYSIS



SECTOR 1 = FL to I1, SECTOR 2 = I1 to FL, DIFF = Difference To Personal Best Lap, P = Crossed Finish Line in Pit Lane, D = Time Disallowed

P17	67 Upto	WARNER / DAWKINS	BMW MRE 750 16 Inch Classic			
IDEAL LAP TIME : 2:30.223		BEST LAP TIME : 2:30.983		DIFFERENCE : 0.760		
LAP	SECTOR 1	SECTOR 2	LAP TIME	MPH	DIFF	TIME OF DAY
1 -	1:42.238	1:08.768	2:51.006 (2)	45.89	20.023	11:43:03.133
2 -	1:27.435	1:03.548	2:30.983 (1)	51.97		11:45:34.116
P18	5 Over	LEWIS / LEWIS	Bellas Nourish			
IDEAL LAP TIME : 2:25.500		BEST LAP TIME : 2:33.970		DIFFERENCE : 8.470		
LAP	SECTOR 1	SECTOR 2	LAP TIME	MPH	DIFF	TIME OF DAY
1 -	1:32.475	1:01.495	2:33.970 (1)	50.97		11:42:35.898
P19	64 Upto	CHRISTIAN / HARDISTY	Norton Commando			
IDEAL LAP TIME : 2:30.642		BEST LAP TIME : 2:36.942		DIFFERENCE : 6.300		
LAP	SECTOR 1	SECTOR 2	LAP TIME	MPH	DIFF	TIME OF DAY
1 -	1:35.080	1:08.743	2:43.823 (2)	47.90	6.881	11:43:03.871
2 -	1:32.869	1:04.073	2:36.942 (1)	50.00		11:45:40.813
P20	125 Upto	THOMAS / THOMAS	Yamaha TZ350			
IDEAL LAP TIME : 2:36.354		BEST LAP TIME : 2:40.011		DIFFERENCE : 3.657		
LAP	SECTOR 1	SECTOR 2	LAP TIME	MPH	DIFF	TIME OF DAY
1 -	1:44.570	1:05.762	2:50.332 (2)	46.07	10.321	11:42:47.837
2 -	1:35.731	1:04.280	2:40.011 (1)	49.04		11:45:27.848
P21	39 Upto	SALTER / van BERCKEL	Norton Commando			
IDEAL LAP TIME : 2:35.900		BEST LAP TIME : 2:40.797		DIFFERENCE : 4.897		
LAP	SECTOR 1	SECTOR 2	LAP TIME	MPH	DIFF	TIME OF DAY
1 -	1:43.127	1:11.837	2:54.964 (2)	44.85	14.167	11:43:00.993
2 -	1:34.192	1:06.605	2:40.797 (1)	48.80		11:45:41.790
P22	11 Over	COX / VISSCHER	Komnik Mini Cooper			
IDEAL LAP TIME : 2:41.606		BEST LAP TIME : 2:48.429		DIFFERENCE : 6.823		
LAP	SECTOR 1	SECTOR 2	LAP TIME	MPH	DIFF	TIME OF DAY
1 -	1:44.136	1:09.815	2:53.951 (2)	45.11	5.522	11:43:03.059
2 -	1:42.114	1:06.315	2:48.429 (1)	46.59		11:45:51.488
P23	13 Upto	JONKER / SMALLEGANGE	Moto Guzzi Sitter/Home Made			
IDEAL LAP TIME : 2:52.825		BEST LAP TIME : 2:54.192		DIFFERENCE : 1.367		
LAP	SECTOR 1	SECTOR 2	LAP TIME	MPH	DIFF	TIME OF DAY
1 -	1:45.260	1:13.166	2:58.426 (2)	43.98	4.234	11:43:07.224
2 -	1:42.139	1:12.053	2:54.192 (1)	45.05		11:46:01.416
P24	100 Upto	BLONDEEL / THYS	Triumph 750Cc Triple			
IDEAL LAP TIME :		BEST LAP TIME : 2:54.573		DIFFERENCE :		
LAP	SECTOR 1	SECTOR 2	LAP TIME	MPH	DIFF	TIME OF DAY
1 -			3:03.606 (2)	42.74	9.033	11:43:00.478
2 -			2:54.573 (1)	44.95		11:45:55.051
P25	84 Upto	CAVEY / WILLIAMS	Triumph Fiddaman Sidecar			
IDEAL LAP TIME : 2:47.948		BEST LAP TIME : 2:54.960		DIFFERENCE : 7.012		
LAP	SECTOR 1	SECTOR 2	LAP TIME	MPH	DIFF	TIME OF DAY
1 -	1:45.157	1:10.750	2:55.907 (2)	44.61	0.947	11:43:07.505
2 -	1:42.729	1:12.231	2:54.960 (1)	44.85		11:46:02.465

International Sidecar Revival Meeting @ Cadwell Park

Camathias Cup Sidecars

FREE PRACTICE - BEST SECTORS

SECTOR 1			SECTOR 2			IDEAL / BEST COMPARISON						
POS	NO	NAME	TIME	NO	NAME	TIME	POS	NO	NAME	IDEAL	BEST	DIFF
									PERFECT LAP	2:03.086		
1	56	VERMEULEN / KLINKER	1:10.229	9	CLARKE / JOHNSON	52.857	1	9	CLARKE / JOHNSON	2:03.581	2:03.581	0.000
2	9	CLARKE / JOHNSON	1:10.724	56	VERMEULEN / KLINKER	53.622	2	56	VERMEULEN / KLINK	2:03.851	2:03.851	0.000
3	24	THIRKELL / MORALEE	1:13.586	24	THIRKELL / MORALEE	55.635	3	24	THIRKELL / MORALEI	2:09.221	2:09.965	0.744
4	121	NOËL / DEHOUCK	1:14.320	72	REICHMUTH / REICHMUTH	56.577	4	121	NOËL / DEHOUCK	2:11.069	2:11.069	0.000
5	197	DAWSON / MORRIS	1:15.810	51	BOUMAN / KLINKER	56.651	5	72	REICHMUTH / REICH	2:12.593	2:12.593	0.000
6	72	REICHMUTH / REICHMUTH	1:16.016	118	TAPSELL / TAPSELL	56.692	6	197	DAWSON / MORRIS	2:13.000	2:13.158	0.158
7	118	TAPSELL / TAPSELL	1:16.490	121	NOËL / DEHOUCK	56.749	7	118	TAPSELL / TAPSELL	2:13.182	2:13.182	0.000
8	17	WALTERS / THOMAS	1:17.339	46	NOURISH / JOHNSON	56.867	8	17	WALTERS / THOMAS	2:14.705	2:14.705	0.000
9	7	WORTHINGTON / TODD	1:18.021	197	DAWSON / MORRIS	57.190	9	46	NOURISH / JOHNSON	2:15.336	2:20.137	4.801
10	35	REEVES / van den BOR	1:18.131	7	WORTHINGTON / TODD	57.360	10	7	WORTHINGTON / TO	2:15.381	2:15.381	0.000
11	46	NOURISH / JOHNSON	1:18.469	17	WALTERS / THOMAS	57.366	11	35	REEVES / van den BC	2:15.746	2:16.178	0.432
12	113	PRENTICE / MOOK	1:20.436	35	REEVES / van den BOR	57.615	12	51	BOUMAN / KLINKER	2:18.578	2:18.578	0.000
13	51	BOUMAN / KLINKER	1:21.927	48	BEENS / ARENDS	58.466	13	113	PRENTICE / MOOK	2:19.384	2:19.384	0.000
14	48	BEENS / ARENDS	1:22.968	113	PRENTICE / MOOK	58.948	14	48	BEENS / ARENDS	2:21.434	2:22.287	0.853
15	77	BROOKS / COPPOCK	1:23.853	62	SCHOONDERBEEK / van den E	1:00.567	15	62	SCHOONDERBEEK /	2:24.968	2:26.834	1.866
16	5	LEWIS / LEWIS	1:24.005	5	LEWIS / LEWIS	1:01.495	16	5	LEWIS / LEWIS	2:25.500	2:33.970	8.470
17	62	SCHOONDERBEEK / van den E	1:24.401	67	WARNER / DAWKINS	1:03.548	17	77	BROOKS / COPPOCK	2:30.059	2:30.059	0.000
18	64	CHRISTIAN / HARDISTY	1:26.569	64	CHRISTIAN / HARDISTY	1:04.073	18	67	WARNER / DAWKINS	2:30.223	2:30.983	0.760
19	67	WARNER / DAWKINS	1:26.675	125	THOMAS / THOMAS	1:04.280	19	64	CHRISTIAN / HARDIS	2:30.642	2:36.942	6.300
20	39	SALTER / van BERCKEL	1:29.295	77	BROOKS / COPPOCK	1:06.206	20	39	SALTER / van BERCK	2:35.900	2:40.797	4.897
21	125	THOMAS / THOMAS	1:32.074	11	COX / VISSCHER	1:06.315	21	125	THOMAS / THOMAS	2:36.354	2:40.011	3.657
22	11	COX / VISSCHER	1:35.291	39	SALTER / van BERCKEL	1:06.605	22	11	COX / VISSCHER	2:41.606	2:48.429	6.823
23	84	CAVEY / WILLIAMS	1:37.198	84	CAVEY / WILLIAMS	1:10.750	23	84	CAVEY / WILLIAMS	2:47.948	2:54.960	7.012
24	13	JONKER / SMALLEGANGE	1:40.772	13	JONKER / SMALLEGANGE	1:12.053	24	13	JONKER / SMALLEGA	2:52.825	2:54.192	1.367
25							25	100	BLONDEEL / THYS		2:54.573	

International Sidecar Revival Meeting @ Cadwell Park

Camathias Cup Sidecars

FREE PRACTICE - STATISTICS

Competitors Started 25
Planned Start 2024-08-03 @ 10:59:00.000
Actual Start 2024-08-03 @ 11:38:48.068
Finish Time 2024-08-03 @ 11:56:55.680
Track Length 2.1800mi.
Total Laps 61
Total Distance Covered 132.9811mi.

Session Fastest Lap History

NO	CL	NAME	LAP TIME	TIME OF DAY	LAP	VEHICLE
24	Over	THIRKELL / MORALEE	2:10.952	11:41:38.712	1	BMW MRE
24	Over	THIRKELL / MORALEE	2:10.912	11:43:49.625	2	BMW MRE
9	Over	CLARKE / JOHNSON	2:07.233	11:44:04.840	2	KCR BMW-Moorspeed
9	Over	CLARKE / JOHNSON	2:03.581	11:46:08.420	3	KCR BMW-Moorspeed

Flag History

TYPE	TIME OF DAY
GREEN	11:38:48.068
RED	11:47:26.849
FINISH	11:56:55.680

Flag Statistics

TYPE	COUNT	TOTAL LAPS	TOTAL TIME
Green	1	3	8:38.780
Red	1	0	9:28.831
Safety Car	0	0	0.000
FCY	0	0	0.000

International Sidecar Revival Meeting @ Cadwell Park

Camathias Cup Sidecars

FREE PRACTICE - STATISTICS

CLASS : Over

13 Starters

Fastest Lap History

NO	NAME	LAP TIME	TIME OF DAY	LAP	VEHICLE
24	THIRKELL / MORALEE	2:10.952	11:41:38.712	1	BMW MRE
24	THIRKELL / MORALEE	2:10.912	11:43:49.625	2	BMW MRE
9	CLARKE / JOHNSON	2:07.233	11:44:04.840	2	KCR BMW-Moorspeed
9	CLARKE / JOHNSON	2:03.581	11:46:08.420	3	KCR BMW-Moorspeed

International Sidecar Revival Meeting @ Cadwell Park

Camathias Cup Sidecars

FREE PRACTICE - STATISTICS

CLASS : Upto

12 Starters

Fastest Lap History

NO	NAME	LAP TIME	TIME OF DAY	LAP	VEHICLE
113	PRENTICE / MOOK	2:30.190	11:42:39.482	1	Cric 750
56	VERMEULEN / KLINKER	2:27.731	11:42:48.798	1	Triumph Bonneville
56	VERMEULEN / KLINKER	2:12.379	11:45:01.177	2	Triumph Bonneville
56	VERMEULEN / KLINKER	2:03.851	11:47:05.029	3	Triumph Bonneville

International Sidecar Revival Meeting @ Cadwell Park

Camathias Cup Sidecars

QUALIFYING - CLASSIFICATION



POS	NO	CL	PIC	NAME	ENTRY	TIME	ON	LAPS	GAP	DIFF	MPH
1	9	Over	1	CLARKE / JOHNSON	KCR BMW-Moorspeed	1:49.855	3	3			71.44
2	56	Upto	1	VERMEULEN / KLINKER	Triumph Bonneville	1:50.975	3	5	1.120	1.120	70.71
3	8	Over	2	PERKINS / NICKELS	JPR Roland DKW 750	1:52.250	5	5	2.395	1.275	69.91
4	121	Over	3	NOËL / DEHOUCQ	BMW Kneeler	1:53.102	3	3	3.247	0.852	69.38
5	54	Over	4	QUIRK / REEVES	Bellas Vincent	1:53.345	4	5	3.490	0.243	69.24
6	24	Over	5	THIRKELL / MORALEE	BMW MRE	1:55.110	3	5	5.255	1.765	68.17
7	51	Over	6	BOUMAN / KLINKER	Weslake MRE NRE 900	1:58.363	3	5	8.508	3.253	66.30
8	72	Over	7	G.REICHMUTH / Z.REICHMUTH	MRE Ducati	1:59.243	4	5	9.388	0.880	65.81
9	35	Over	8	REEVES / Y.van den BOR	Windel Weslake	1:59.288	2	5	9.433	0.045	65.79
10	46	Over	9	NOURISH / JOHNSON	Nourish Weslake	2:00.318	1	4	10.463	1.030	65.22
11	197	Over	10	DAWSON / MORRIS	BMW Moorspeed MRE	2:01.076	3	3	11.221	0.758	64.81
12	17	Over	11	WALTERS / THOMAS	Belas Honda CB750	2:01.162	3	5	11.307	0.086	64.77
13	118	Over	12	G.TAPSELL / I.TAPSELL	TBR MR Equipe GP3 P&M Trident	2:02.642	4	4	12.787	1.480	63.99
14	5	Over	13	A.LEWIS / P.LEWIS	Bellas Nourish	2:04.377	2	4	14.522	1.735	63.09
15	48	Upto	2	BEENS / ARENDS	Norton Sidecar	2:04.630	3	5	14.775	0.253	62.97
16	7	Over	14	WORTHINGTON / TODD	Yamaha Xs 998Cc Terry Mead	2:05.976	3	4	16.121	1.346	62.29
17	62	Upto	3	SCHOONDERBEEK / M.van den BOR	Triumph Trident	2:06.732	5	5	16.877	0.756	61.92
18	125	Upto	4	N.THOMAS / P.THOMAS	Yamaha TZ350	2:07.834	3	4	17.979	1.102	61.39
19	113	Upto	5	PRENTICE / MOOK	Cric 750	2:09.738	3	5	19.883	1.904	60.49
20	67	Upto	6	WARNER / DAWKINS	BMW MRE 750 16 Inch Classic	2:10.550	3	3	20.695	0.812	60.11
21	11	Over	15	COX / VISSCHER	Komnik Mini Cooper	2:11.051	4	4	21.196	0.501	59.88
22	77	Upto	7	BROOKS / COPPOCK	Suzuki GT750	2:13.162	1	2	23.307	2.111	58.93
23	100	Upto	8	BLONDEEL / THYS	Triumph 750Cc Triple	2:14.992	3	4	25.137	1.830	58.13
24	64	Upto	9	CHRISTIAN / HARDISTY	Norton Commando	2:15.670	3	3	25.815	0.678	57.84
25	84	Upto	10	CAVEY / WILLIAMS	Triumph Fiddaman Sidecar	2:17.943	4	4	28.088	2.273	56.89
26	99	Upto	11	DEDMAN / LANGFORD	Norton Dominator	2:18.864	3	4	29.009	0.921	56.51
27	13	Upto	12	JONKER / SMALLEGANGE	Moto Guzzi Sitter/Home Made	2:23.625	4	4	33.770	4.761	54.64
28	39	Upto	13	SALTER / van BERCKEL	Norton Commando			0			

Weather / Track : Bright / Dry

Date: 03/08/2024 Start: 15:54 Finish: 16:04

These results are provisional until the conclusion of any judicial and technical matters.

Cadwell Park: 2.1800 miles

Clerk Of Course:

Tony MacBride

Stewards:

Timekeeper:

Richard Evans



Results can be found at www.tsl-timing.com

Printed - 16:08 Saturday, 03 August 2024



International Sidecar Revival Meeting @ Cadwell Park

Camathias Cup Sidecars

QUALIFYING - SECTOR ANALYSIS



SECTOR 1 = FL to I1, SECTOR 2 = I1 to FL, DIFF = Difference To Personal Best Lap, P = Crossed Finish Line in Pit Lane, D = Time Disallowed

P1		9 Over		CLARKE / JOHNSON		KCR BMW-Moorspeed	
IDEAL LAP TIME : 1:49.413		BEST LAP TIME : 1:49.855		DIFFERENCE : 0.442			
LAP	SECTOR 1	SECTOR 2	LAP TIME	MPH	DIFF	TIME OF DAY	
1 -	1:07.541	46.375	1:53.916 (3)	68.89	4.061	15:57:08.656	
2 -	1:03.416	46.846	1:50.262 (2)	71.17	0.407	15:58:58.918	
3 -	1:03.038	46.817	1:49.855 (1)	71.44		16:00:48.773	

P2		56 Upto		VERMEULEN / KLINKER		Triumph Bonneville	
IDEAL LAP TIME : 1:50.346		BEST LAP TIME : 1:50.975		DIFFERENCE : 0.629			
LAP	SECTOR 1	SECTOR 2	LAP TIME	MPH	DIFF	TIME OF DAY	
1 -	1:07.674	48.811	1:56.485	67.37	5.510	15:57:18.330	
2 -	1:07.201	46.672	1:53.873 (3)	68.91	2.898	15:59:12.203	
3 -	1:03.674	47.301	1:50.975 (1)	70.71		16:01:03.178	
4 -	1:06.743	48.519	1:55.262	68.08	4.287	16:02:58.440	
5 -	1:04.539	49.327	1:53.866 (2)	68.92	2.891	16:04:52.306	

P3		8 Over		PERKINS / NICKELS		JPR Roland DKW 750	
IDEAL LAP TIME : 1:51.672		BEST LAP TIME : 1:52.250		DIFFERENCE : 0.578			
LAP	SECTOR 1	SECTOR 2	LAP TIME	MPH	DIFF	TIME OF DAY	
1 -	1:11.575	49.327	2:00.902	64.91	8.652	15:57:25.557	
2 -	1:08.711	51.037	1:59.748	65.53	7.498	15:59:25.305	
3 -	1:06.709	49.903	1:56.612 (3)	67.30	4.362	16:01:21.917	
4 -	1:05.604	46.861	1:52.465 (2)	69.78	0.215	16:03:14.382	
5 -	1:04.811	47.439	1:52.250 (1)	69.91		16:05:06.632	

P4		121 Over		NOËL / DEHOUCK		BMW Kneeler	
IDEAL LAP TIME : 1:53.102		BEST LAP TIME : 1:53.102		DIFFERENCE : 0.000			
LAP	SECTOR 1	SECTOR 2	LAP TIME	MPH	DIFF	TIME OF DAY	
1 -	1:07.833	48.641	1:56.474 (3)	67.38	3.372	15:57:05.718	
2 -	1:06.166	48.690	1:54.856 (2)	68.32	1.754	15:59:00.574	
3 -	1:05.331	47.771	1:53.102 (1)	69.38		16:00:53.676	

P5		54 Over		QUIRK / REEVES		Bellas Vincent	
IDEAL LAP TIME : 1:53.287		BEST LAP TIME : 1:53.345		DIFFERENCE : 0.058			
LAP	SECTOR 1	SECTOR 2	LAP TIME	MPH	DIFF	TIME OF DAY	
1 -	1:14.557	50.398	2:04.955	62.80	11.610	15:57:41.246	
2 -	1:07.673	49.549	1:57.222	66.95	3.877	15:59:38.468	
3 -	1:05.792	48.681	1:54.473 (2)	68.55	1.128	16:01:32.941	
4 -	1:05.505	47.840	1:53.345 (1)	69.24		16:03:26.286	
5 -	1:05.447	49.738	1:55.185 (3)	68.13	1.840	16:05:21.471	

P6		24 Over		THIRKELL / MORALEE		BMW MRE	
IDEAL LAP TIME : 1:54.799		BEST LAP TIME : 1:55.110		DIFFERENCE : 0.311			
LAP	SECTOR 1	SECTOR 2	LAP TIME	MPH	DIFF	TIME OF DAY	
1 -	1:07.706	49.353	1:57.059 (3)	67.04	1.949	15:57:08.317	
2 -	1:07.473	48.265	1:55.738 (2)	67.80	0.628	15:59:04.055	
3 -	1:06.534	48.576	1:55.110 (1)	68.17		16:00:59.165	
4 -	1:10.434	48.451	1:58.885	66.01	3.775	16:02:58.050	
5 -	1:09.296	48.602	1:57.898	66.56	2.788	16:04:55.948	

International Sidecar Revival Meeting @ Cadwell Park

Camathias Cup Sidecars

QUALIFYING - SECTOR ANALYSIS



SECTOR 1 = FL to I1, SECTOR 2 = I1 to FL, DIFF = Difference To Personal Best Lap, P = Crossed Finish Line in Pit Lane, D = Time Disallowed

P7 51 Over		BOUMAN / KLINKER		Weslake MRE NRE 900			
IDEAL LAP TIME : 1:58.270		BEST LAP TIME : 1:58.363		DIFFERENCE : 0.093			
LAP	SECTOR 1	SECTOR 2	LAP TIME	MPH	DIFF	TIME OF DAY	
1 -	1:14.899	50.329	2:05.228	62.67	6.865	15:57:40.476	
2 -	1:10.543	50.698	2:01.241 (3)	64.73	2.878	15:59:41.717	
3 -	1:09.120	49.243	1:58.363 (1)	66.30		16:01:40.080	
4 -	1:11.466	49.974	2:01.440	64.62	3.077	16:03:41.520	
5 -	1:09.027	51.660	2:00.687 (2)	65.02	2.324	16:05:42.207	

P8 72 Over		G.REICHMUTH / Z.REICHMUTH		MRE Ducati			
IDEAL LAP TIME : 1:58.715		BEST LAP TIME : 1:59.243		DIFFERENCE : 0.528			
LAP	SECTOR 1	SECTOR 2	LAP TIME	MPH	DIFF	TIME OF DAY	
1 -	1:13.401	50.052	2:03.453	63.57	4.210	15:57:21.651	
2 -	1:10.013	50.028	2:00.041 (2)	65.37	0.798	15:59:21.692	
3 -	1:09.145	50.922	2:00.067 (3)	65.36	0.824	16:01:21.759	
4 -	1:09.673	49.570	1:59.243 (1)	65.81		16:03:21.002	
5 -	1:09.744	50.530	2:00.274	65.25	1.031	16:05:21.276	

P9 35 Over		REEVES / Y.van den BOR		Windel Weslake			
IDEAL LAP TIME : 1:58.854		BEST LAP TIME : 1:59.288		DIFFERENCE : 0.434			
LAP	SECTOR 1	SECTOR 2	LAP TIME	MPH	DIFF	TIME OF DAY	
1 -	1:09.633	51.117	2:00.750	64.99	1.462	15:57:29.193	
2 -	1:08.644	50.644	1:59.288 (1)	65.79		15:59:28.481	
3 -	1:09.185	50.455	1:59.640 (2)	65.59	0.352	16:01:28.121	
4 -	1:12.021	50.210	2:02.231	64.20	2.943	16:03:30.352	
5 -	1:09.070	50.877	1:59.947 (3)	65.42	0.659	16:05:30.299	

P10 46 Over		NOURISH / JOHNSON		Nourish Weslake			
IDEAL LAP TIME : 1:59.263		BEST LAP TIME : 2:00.318		DIFFERENCE : 1.055			
LAP	SECTOR 1	SECTOR 2	LAP TIME	MPH	DIFF	TIME OF DAY	
1 -	1:10.847	49.471	2:00.318 (1)	65.22		15:57:18.152	
2 -	1:09.792	50.558	2:00.350 (2)	65.21	0.032	15:59:18.502	
3 -	1:09.935	50.797	2:00.732 (3)	65.00	0.414	16:01:19.234	
4 -	1:15.397	51.736	2:07.133	61.73	6.815	16:03:26.367	

P11 197 Over		DAWSON / MORRIS		BMW Moorespeed MRE			
IDEAL LAP TIME : 2:00.635		BEST LAP TIME : 2:01.076		DIFFERENCE : 0.441			
LAP	SECTOR 1	SECTOR 2	LAP TIME	MPH	DIFF	TIME OF DAY	
1 -	1:11.979	51.208	2:03.187 (3)	63.70	2.111	15:57:23.975	
2 -	1:10.029	51.430	2:01.459 (2)	64.61	0.383	15:59:25.434	
3 -	1:09.427	51.649	2:01.076 (1)	64.81		16:01:26.510	

P12 17 Over		WALTERS / THOMAS		Belas Honda CB750			
IDEAL LAP TIME : 2:00.345		BEST LAP TIME : 2:01.162		DIFFERENCE : 0.817			
LAP	SECTOR 1	SECTOR 2	LAP TIME	MPH	DIFF	TIME OF DAY	
1 -	1:11.828	51.528	2:03.356	63.62	2.194	15:57:17.614	
2 -	1:10.129	52.117	2:02.246 (3)	64.19	1.084	15:59:19.860	
3 -	1:10.310	50.852	2:01.162 (1)	64.77		16:01:21.022	
4 -	1:09.493	51.858	2:01.351 (2)	64.67	0.189	16:03:22.373	
5 -	1:10.636	52.596	2:03.232	63.68	2.070	16:05:25.605	

International Sidecar Revival Meeting @ Cadwell Park

Camathias Cup Sidecars

QUALIFYING - SECTOR ANALYSIS



SECTOR 1 = FL to I1, SECTOR 2 = I1 to FL, DIFF = Difference To Personal Best Lap, P = Crossed Finish Line in Pit Lane, D = Time Disallowed

P13	118 Over	G.TAPSELL / I.TAPSELL	TBR MR Equipe GP3 P&M Trident			
IDEAL LAP TIME : 2:02.552		BEST LAP TIME : 2:02.642		DIFFERENCE : 0.090		
LAP	SECTOR 1	SECTOR 2	LAP TIME	MPH	DIFF	TIME OF DAY
1 -	1:16.889	53.803	2:10.692	60.05	8.050	15:57:53.568
2 -	1:13.572	54.408	2:07.980 (3)	61.32	5.338	16:00:01.548
3 -	1:11.876	51.281	2:03.157 (2)	63.72	0.515	16:02:04.705
4 -	1:11.271	51.371	2:02.642 (1)	63.99		16:04:07.347
P14	5 Over	A.LEWIS / P.LEWIS	Bellas Nourish			
IDEAL LAP TIME : 2:04.377		BEST LAP TIME : 2:04.377		DIFFERENCE : 0.000		
LAP	SECTOR 1	SECTOR 2	LAP TIME	MPH	DIFF	TIME OF DAY
1 -	1:14.081	51.565	2:05.646 (3)	62.46	1.269	15:57:29.049
2 -	1:13.096	51.281	2:04.377 (1)	63.09		15:59:33.426
3 -	1:13.537	51.941	2:05.478 (2)	62.54	1.101	16:01:38.904
4 -	1:13.840	52.059	2:05.899	62.33	1.522	16:03:44.803
P15	48 Upto	BEENS / ARENDS	Norton Sidecar			
IDEAL LAP TIME : 2:04.630		BEST LAP TIME : 2:04.630		DIFFERENCE : 0.000		
LAP	SECTOR 1	SECTOR 2	LAP TIME	MPH	DIFF	TIME OF DAY
1 -	1:15.223	52.796	2:08.019	61.30	3.389	15:57:36.943
2 -	1:13.805	52.438	2:06.243	62.16	1.613	15:59:43.186
3 -	1:12.694	51.936	2:04.630 (1)	62.97		16:01:47.816
4 -	1:12.824	52.190	2:05.014 (2)	62.77	0.384	16:03:52.830
5 -	1:12.715	52.451	2:05.166 (3)	62.70	0.536	16:05:57.996
P16	7 Over	WORTHINGTON / TODD	Yamaha Xs 998Cc Terry Mead			
IDEAL LAP TIME : 2:05.976		BEST LAP TIME : 2:05.976		DIFFERENCE : 0.000		
LAP	SECTOR 1	SECTOR 2	LAP TIME	MPH	DIFF	TIME OF DAY
1 -	1:13.734	52.940	2:06.674 (2)	61.95	0.698	15:57:32.307
2 -	1:13.535	53.369	2:06.904 (3)	61.84	0.928	15:59:39.211
3 -	1:13.305	52.671	2:05.976 (1)	62.29		16:01:45.187
4 -	1:14.309	53.202	2:07.511	61.54	1.535	16:03:52.698
P17	62 Upto	SCHOONDERBEEK / M.van den BOR	Triumph Trident			
IDEAL LAP TIME : 2:06.529		BEST LAP TIME : 2:06.732		DIFFERENCE : 0.203		
LAP	SECTOR 1	SECTOR 2	LAP TIME	MPH	DIFF	TIME OF DAY
1 -	1:16.838	54.469	2:11.307	59.76	4.575	15:57:53.247
2 -	1:13.539	53.963	2:07.502 (3)	61.55	0.770	16:00:00.749
3 -	1:13.516	53.809	2:07.325 (2)	61.63	0.593	16:02:08.074
4 -	1:13.334	54.938	2:08.272	61.18	1.540	16:04:16.346
5 -	1:12.720	54.012	2:06.732 (1)	61.92		16:06:23.078
P18	125 Upto	N.THOMAS / P.THOMAS	Yamaha TZ350			
IDEAL LAP TIME : 2:07.694		BEST LAP TIME : 2:07.834		DIFFERENCE : 0.140		
LAP	SECTOR 1	SECTOR 2	LAP TIME	MPH	DIFF	TIME OF DAY
1 -	1:15.534	53.413	2:08.947 (3)	60.86	1.113	15:57:33.549
2 -	1:14.477	53.534	2:08.011 (2)	61.30	0.177	15:59:41.560
3 -	1:14.617	53.217	2:07.834 (1)	61.39		16:01:49.394
4 -	1:14.598	IN PIT	4:54.436 P	26.65	2:46.602	16:06:43.830

International Sidecar Revival Meeting @ Cadwell Park

Camathias Cup Sidecars

QUALIFYING - SECTOR ANALYSIS



SECTOR 1 = FL to I1, SECTOR 2 = I1 to FL, DIFF = Difference To Personal Best Lap, P = Crossed Finish Line in Pit Lane, D = Time Disallowed

P19 113 Upto		PRENTICE / MOOK		Cric 750		
IDEAL LAP TIME : 2:09.710		BEST LAP TIME : 2:09.738		DIFFERENCE : 0.028		
LAP	SECTOR 1	SECTOR 2	LAP TIME	MPH	DIFF	TIME OF DAY
1 -	1:18.108	54.714	2:12.822	59.08	3.084	15:57:44.946
2 -	1:15.923	54.355	2:10.278 (3)	60.24	0.540	15:59:55.224
3 -	1:15.951	53.787	2:09.738 (1)	60.49		16:02:04.962
4 -	1:16.136	53.992	2:10.128 (2)	60.31	0.390	16:04:15.090
5 -	1:16.573	54.484	2:11.057	59.88	1.319	16:06:26.147

P20 67 Upto		WARNER / DAWKINS		BMW MRE 750 16 Inch Classic		
IDEAL LAP TIME : 2:10.550		BEST LAP TIME : 2:10.550		DIFFERENCE : 0.000		
LAP	SECTOR 1	SECTOR 2	LAP TIME	MPH	DIFF	TIME OF DAY
1 -	1:18.535	57.570	2:16.105 (3)	57.66	5.555	15:57:58.933
2 -	1:15.097	57.056	2:12.153 (2)	59.38	1.603	16:00:11.086
3 -	1:13.860	56.690	2:10.550 (1)	60.11		16:02:21.636

P21 11 Over		COX / VISSCHER		Komnik Mini Cooper		
IDEAL LAP TIME : 2:11.051		BEST LAP TIME : 2:11.051		DIFFERENCE : 0.000		
LAP	SECTOR 1	SECTOR 2	LAP TIME	MPH	DIFF	TIME OF DAY
1 -	1:19.251	57.099	2:16.350	57.55	5.299	15:58:00.954
2 -	1:18.087	56.146	2:14.233 (3)	58.46	3.182	16:00:15.187
3 -	1:17.585	54.750	2:12.335 (2)	59.30	1.284	16:02:27.522
4 -	1:16.504	54.547	2:11.051 (1)	59.88		16:04:38.573

P22 77 Upto		BROOKS / COPPOCK		Suzuki GT750		
IDEAL LAP TIME : 2:12.083		BEST LAP TIME : 2:13.162		DIFFERENCE : 1.079		
LAP	SECTOR 1	SECTOR 2	LAP TIME	MPH	DIFF	TIME OF DAY
1 -	1:17.608	55.554	2:13.162 (1)	58.93		15:57:54.532
2 -	1:16.529	1:02.200	2:18.729 (2)	56.57	5.567	16:00:13.261

P23 100 Upto		BLONDEEL / THYS		Triumph 750Cc Triple		
IDEAL LAP TIME : 2:14.637		BEST LAP TIME : 2:14.992		DIFFERENCE : 0.355		
LAP	SECTOR 1	SECTOR 2	LAP TIME	MPH	DIFF	TIME OF DAY
1 -	1:21.919	57.746	2:19.665	56.19	4.673	15:57:53.086
2 -	1:19.746	58.875	2:18.621 (3)	56.61	3.629	16:00:11.707
3 -	1:19.674	55.318	2:14.992 (1)	58.13		16:02:26.699
4 -	1:19.319	56.597	2:15.916 (2)	57.74	0.924	16:04:42.615

P24 64 Upto		CHRISTIAN / HARDISTY		Norton Commando		
IDEAL LAP TIME : 2:14.973		BEST LAP TIME : 2:15.670		DIFFERENCE : 0.697		
LAP	SECTOR 1	SECTOR 2	LAP TIME	MPH	DIFF	TIME OF DAY
1 -	1:20.522	56.080	2:16.602 (3)	57.45	0.932	15:58:07.518
2 -	1:18.893	57.153	2:16.046 (2)	57.68	0.376	16:00:23.564
3 -	1:19.488	56.182	2:15.670 (1)	57.84		16:02:39.234

P25 84 Upto		CAVEY / WILLIAMS		Triumph Fiddaman Sidecar		
IDEAL LAP TIME : 2:16.515		BEST LAP TIME : 2:17.943		DIFFERENCE : 1.428		
LAP	SECTOR 1	SECTOR 2	LAP TIME	MPH	DIFF	TIME OF DAY
1 -	1:22.615	59.622	2:22.237 (3)	55.17	4.294	15:58:28.990
2 -	1:23.220	59.359	2:22.579	55.04	4.636	16:00:51.569
3 -	1:20.827	57.365	2:18.192 (2)	56.79	0.249	16:03:09.761
4 -	1:19.150	58.793	2:17.943 (1)	56.89		16:05:27.704

International Sidecar Revival Meeting @ Cadwell Park

Camathias Cup Sidecars

QUALIFYING - SECTOR ANALYSIS



SECTOR 1 = FL to I1, SECTOR 2 = I1 to FL, DIFF = Difference To Personal Best Lap, P = Crossed Finish Line in Pit Lane, D = Time Disallowed

P26 99 Upto		DEDMAN / LANGFORD		Norton Dominator			
IDEAL LAP TIME : 2:17.935		BEST LAP TIME : 2:18.864		DIFFERENCE : 0.929			
LAP	SECTOR 1	SECTOR 2	LAP TIME	MPH	DIFF	TIME OF DAY	
1 -	1:23.728	58.010	2:21.738 (3)	55.37	2.874	15:57:52.900	
2 -	1:22.912	58.592	2:21.504 (2)	55.46	2.640	16:00:14.404	
3 -	1:19.925	58.939	2:18.864 (1)	56.51		16:02:33.268	
4 -	1:23.090	1:00.365	2:23.455	54.70	4.591	16:04:56.723	

P27 13 Upto		JONKER / SMALLEGANGE		Moto Guzzi Sitter/Home Made			
IDEAL LAP TIME : 2:23.440		BEST LAP TIME : 2:23.625		DIFFERENCE : 0.185			
LAP	SECTOR 1	SECTOR 2	LAP TIME	MPH	DIFF	TIME OF DAY	
1 -	1:25.030	1:00.329	2:25.359 (3)	53.99	1.734	15:58:01.413	
2 -	1:24.390	1:00.617	2:25.007 (2)	54.12	1.382	16:00:26.420	
3 -	1:24.087	1:03.458	2:27.545	53.19	3.920	16:02:53.965	
4 -	1:23.111	1:00.514	2:23.625 (1)	54.64		16:05:17.590	

International Sidecar Revival Meeting @ Cadwell Park

Camathias Cup Sidecars

QUALIFYING - BEST SECTORS

SECTOR 1			SECTOR 2			IDEAL / BEST COMPARISON						
POS	NO	NAME	TIME	NO	NAME	TIME	POS	NO	NAME	IDEAL	BEST	DIFF
									PERFECT LAP	1:49.413		
1	9	CLARKE / JOHNSON	1:03.038	9	CLARKE / JOHNSON	46.375	1	9	CLARKE / JOHNSON	1:49.413	1:49.855	0.442
2	56	VERMEULEN / KLINKER	1:03.674	56	VERMEULEN / KLINKER	46.672	2	56	VERMEULEN / KLINKER	1:50.346	1:50.975	0.629
3	8	PERKINS / NICKELS	1:04.811	8	PERKINS / NICKELS	46.861	3	8	PERKINS / NICKELS	1:51.672	1:52.250	0.578
4	121	NOËL / DEHOUCK	1:05.331	121	NOËL / DEHOUCK	47.771	4	121	NOËL / DEHOUCK	1:53.102	1:53.102	0.000
5	54	QUIRK / REEVES	1:05.447	54	QUIRK / REEVES	47.840	5	54	QUIRK / REEVES	1:53.287	1:53.345	0.058
6	24	THIRKELL / MORALEE	1:06.534	24	THIRKELL / MORALEE	48.265	6	24	THIRKELL / MORALEE	1:54.799	1:55.110	0.311
7	35	REEVES / Y.van den BOR	1:08.644	51	BOUMAN / KLINKER	49.243	7	51	BOUMAN / KLINKER	1:58.270	1:58.363	0.093
8	51	BOUMAN / KLINKER	1:09.027	46	NOURISH / JOHNSON	49.471	8	72	G.REICHMUTH / Z.RE	1:58.715	1:59.243	0.528
9	72	G.REICHMUTH / Z.REICHMUTH	1:09.145	72	G.REICHMUTH / Z.REICHMUTH	49.570	9	35	REEVES / Y.van den B	1:58.854	1:59.288	0.434
10	197	DAWSON / MORRIS	1:09.427	35	REEVES / Y.van den BOR	50.210	10	46	NOURISH / JOHNSON	1:59.263	2:00.318	1.055
11	17	WALTERS / THOMAS	1:09.493	17	WALTERS / THOMAS	50.852	11	17	WALTERS / THOMAS	2:00.345	2:01.162	0.817
12	46	NOURISH / JOHNSON	1:09.792	197	DAWSON / MORRIS	51.208	12	197	DAWSON / MORRIS	2:00.635	2:01.076	0.441
13	118	G.TAPSELL / I.TAPSELL	1:11.271	118	G.TAPSELL / I.TAPSELL	51.281	13	118	G.TAPSELL / I.TAPSELL	2:02.552	2:02.642	0.090
14	48	BEENS / ARENDS	1:12.694	5	A.LEWIS / P.LEWIS	51.281	14	5	A.LEWIS / P.LEWIS	2:04.377	2:04.377	0.000
15	62	SCHOONDERBEEK / M.van der	1:12.720	48	BEENS / ARENDS	51.936	15	48	BEENS / ARENDS	2:04.630	2:04.630	0.000
16	5	A.LEWIS / P.LEWIS	1:13.096	7	WORTHINGTON / TODD	52.671	16	7	WORTHINGTON / TODD	2:05.976	2:05.976	0.000
17	7	WORTHINGTON / TODD	1:13.305	125	N.THOMAS / P.THOMAS	53.217	17	62	SCHOONDERBEEK /	2:06.529	2:06.732	0.203
18	67	WARNER / DAWKINS	1:13.860	113	PRENTICE / MOOK	53.787	18	125	N.THOMAS / P.THOMAS	2:07.694	2:07.834	0.140
19	125	N.THOMAS / P.THOMAS	1:14.477	62	SCHOONDERBEEK / M.van der	53.809	19	113	PRENTICE / MOOK	2:09.710	2:09.738	0.028
20	113	PRENTICE / MOOK	1:15.923	11	COX / VISSCHER	54.547	20	67	WARNER / DAWKINS	2:10.550	2:10.550	0.000
21	11	COX / VISSCHER	1:16.504	100	BLONDEEL / THYS	55.318	21	11	COX / VISSCHER	2:11.051	2:11.051	0.000
22	77	BROOKS / COPPOCK	1:16.529	77	BROOKS / COPPOCK	55.554	22	77	BROOKS / COPPOCK	2:12.083	2:13.162	1.079
23	64	CHRISTIAN / HARDISTY	1:18.893	64	CHRISTIAN / HARDISTY	56.080	23	100	BLONDEEL / THYS	2:14.637	2:14.992	0.355
24	84	CAVEY / WILLIAMS	1:19.150	67	WARNER / DAWKINS	56.690	24	64	CHRISTIAN / HARDISTY	2:14.973	2:15.670	0.697
25	100	BLONDEEL / THYS	1:19.319	84	CAVEY / WILLIAMS	57.365	25	84	CAVEY / WILLIAMS	2:16.515	2:17.943	1.428
26	99	DEDMAN / LANGFORD	1:19.925	99	DEDMAN / LANGFORD	58.010	26	99	DEDMAN / LANGFORD	2:17.935	2:18.864	0.929
27	13	JONKER / SMALLEGANGE	1:23.111	13	JONKER / SMALLEGANGE	1:00.329	27	13	JONKER / SMALLEGANGE	2:23.440	2:23.625	0.185
28												

International Sidecar Revival Meeting @ Cadwell Park

Camathias Cup Sidecars

QUALIFYING - STATISTICS

Competitors Started 28
Planned Start 2024-08-03 @ 14:15:00.000
Actual Start 2024-08-03 @ 15:54:35.021
Finish Time 2024-08-03 @ 16:04:36.797
Track Length 2.1800mi.
Total Laps 112
Total Distance Covered 244.1620mi.

Session Fastest Lap History

NO	CL	NAME	LAP TIME	TIME OF DAY	LAP	VEHICLE
121	Over	NOËL / DEHOUCK	1:56.474	15:57:05.739	1	BMW Kneeler
9	Over	CLARKE / JOHNSON	1:53.916	15:57:08.678	1	KCR BMW-Moorspeed
9	Over	CLARKE / JOHNSON	1:50.262	15:58:58.939	2	KCR BMW-Moorspeed
9	Over	CLARKE / JOHNSON	1:49.855	16:00:48.794	3	KCR BMW-Moorspeed

Flag History

TYPE	TIME OF DAY
GREEN	15:54:35.021
FINISH	16:04:36.797

Flag Statistics

TYPE	COUNT	TOTAL LAPS	TOTAL TIME
Green	1	5	13:30.934
Red	0	0	0.000
Safety Car	0	0	0.000
FCY	0	0	0.000

International Sidecar Revival Meeting @ Cadwell Park

Camathias Cup Sidecars

QUALIFYING - STATISTICS

CLASS : Over

15 Starters

Fastest Lap History

NO	NAME	LAP TIME	TIME OF DAY	LAP	VEHICLE
121	NOËL / DEHOUCK	1:56.474	15:57:05.739	1	BMW Kneeler
9	CLARKE / JOHNSON	1:53.916	15:57:08.678	1	KCR BMW-Moorspeed
9	CLARKE / JOHNSON	1:50.262	15:58:58.939	2	KCR BMW-Moorspeed
9	CLARKE / JOHNSON	1:49.855	16:00:48.794	3	KCR BMW-Moorspeed

International Sidecar Revival Meeting @ Cadwell Park

Camathias Cup Sidecars

QUALIFYING - STATISTICS

CLASS : Upto

13 Starters

Fastest Lap History

NO	NAME	LAP TIME	TIME OF DAY	LAP	VEHICLE
56	VERMEULEN / KLINKER	1:56.485	15:57:18.344	1	Triumph Bonneville
56	VERMEULEN / KLINKER	1:53.873	15:59:12.219	2	Triumph Bonneville
56	VERMEULEN / KLINKER	1:50.975	16:01:03.193	3	Triumph Bonneville

International Sidecar Revival Meeting @ Cadwell Park

Camathias Cup Sidecars

RACE 10 - GRID (5 Laps)



ROW 15	43	55 SIRRELL / WILKES	1		1	
ROW 14			40	13 2:23.625 JONKER / SMALLEGANGE	41	
					42	39 SALTER / van BERCKEL
ROW 13	37	84 2:17.943 CAVEY / WILLIAMS	38		39	99 2:18.864 DEDMAN / LANGFORD
ROW 12			34	100 2:14.992 BLONDEEL / THYS	35	
					36	64 2:15.670 CHRISTIAN / HARDISTY
ROW 11	31	11 2:11.051 COX / VISSCHER	32		33	77 2:13.162 BROOKS / COPPOCK
ROW 10			28	113 2:09.738 PRENTICE / MOOK	29	
					30	67 2:10.550 WARNER / DAWKINS
ROW 9	25	62 2:06.732 SCHOONDERBEEK / M.van den BOR	26		27	125 2:07.834 N.THOMAS / P.THOMAS
ROW 8			22	48 2:04.630 BEENS / ARENDS	23	
					24	7 2:05.976 WORTHINGTON / TODD
ROW 7	19	118 2:02.642 G.TAPSELL / I.TAPSELL	20		21	5 2:04.377 A.LEWIS / P.LEWIS
ROW 6			16	197 2:01.076 DAWSON / MORRIS	17	
					18	17 2:01.162 WALTERS / THOMAS
ROW 5	13	35 1:59.288 REEVES / Y.van den BOR	14		15	46 2:00.318 NOURISH / JOHNSON
ROW 4			10	51 1:58.363 BOUMAN / KLINKER	11	
					12	72 1:59.243 G.REICHMUTH / Z.REICHMUTH
ROW 3	7	54 1:53.345 QUIRK / REEVES	8		9	24 1:55.110 THIRKELL / MORALEE
ROW 2			4	8 1:52.250 PERKINS / NICKELS	5	
					6	121 1:53.102 NOËL / DEHOUCK
ROW 1	1	9 1:49.855 CLARKE / JOHNSON	2		3	56 1:50.975 VERMEULEN / KLINKER
Pole						

These results are provisional until the conclusion of any judicial and technical matters.

Cadwell Park: 2.1800 miles

Clerk Of Course: <i>Tony MacBride</i>	Stewards:	Timekeeper: <i>Richard Evans</i>	
------------------------------------------	-----------	-------------------------------------	--

Results can be found at www.tsl-timing.com

Printed - 16:10 Saturday, 03 August 2024





International Sidecar Revival Meeting @ Cadwell Park

Camathias Cup Sidecars

RACE 10 - CLASSIFICATION

Race Distance: 4 Laps / 8.72 miles

POS	NO	CL	PIC	NAME	ENTRY	LAPS	TIME	GAP	DIFF	MPH	BEST	ON	GRD	↑↓
1	54	Over	1	QUIRK / REEVES	Bellas Vincent	4	7:26.513			70.30	1:50.169	4	5	4
2	56	Upto	1	VERMEULEN / KLINKER	Triumph Bonneville	4	7:27.568	1.055	1.055	70.13	1:50.167	3	2	0
3	121	Over	2	NOËL / DEHOUCK	BMW Kneeler	3	5:40.173	1 Lap	1 Lap	69.21	1:51.403	2	4	1
4	8	Over	3	PERKINS / NICKELS	JPR Roland DKW 750	3	5:44.511	1 Lap	4.338	68.34	1:51.379	2	3	-1
5	24	Over	4	THIRKELL / MORALEE	BMW MRE	3	5:54.809	1 Lap	10.298	66.35	1:53.990	3	6	1
6	72	Over	5	G.REICHMUTH / Z.REICHMUTH	MRE Ducati	3	6:06.749	1 Lap	11.940	64.19	1:59.767	2	8	2
7	35	Over	6	REEVES / Y.van den BOR	Windel Weslake	3	6:07.399	1 Lap	0.650	64.08	1:59.241	3	9	2
8	46	Over	7	NOURISH / JOHNSON	Nourish Weslake	3	6:07.929	1 Lap	0.530	63.99	1:59.275	3	10	2
9	17	Over	8	WALTERS / THOMAS	Belas Honda CB750	3	6:09.350	1 Lap	1.421	63.74	1:59.985	3	12	3
10	118	Over	9	G.TAPSELL / I.TAPSELL	TBR MR Equipe GP3 P&M Trident	3	6:16.150	1 Lap	6.800	62.59	2:01.645	3	13	3
11	5	Over	10	A.LEWIS / P.LEWIS	Bellas Nourish	3	6:19.981	1 Lap	3.831	61.96	2:04.066	2	14	3
12	62	Upto	2	SCHOONDERBEEK / M.van den BOR	Triumph Trident	3	6:21.149	1 Lap	1.168	61.77	2:02.624	2	17	5
13	48	Upto	3	BEENS / ARENDS	Norton Sidecar	3	6:27.234	1 Lap	6.085	60.80	2:06.267	2	15	2
14	77	Upto	4	BROOKS / COPPOCK	Suzuki GT750	3	6:36.597	1 Lap	9.363	59.36	2:07.918	3	22	8
15	100	Upto	5	BLONDEEL / THYS	Triumph 750Cc Triple	3	7:02.688	1 Lap	26.091	55.70	2:18.487	3	23	8
16	99	Upto	6	DEDMAN / LANGFORD	Norton Dominator	3	7:05.105	1 Lap	2.417	55.38	2:18.089	3	26	10
17	64	Upto	7	CHRISTIAN / HARDISTY	Norton Commando	3	7:05.646	1 Lap	0.541	55.31	2:17.966	3	24	7
18	84	Upto	8	CAVEY / WILLIAMS	Triumph Fiddaman Sidecar	3	7:06.115	1 Lap	0.469	55.25	2:17.936	3	25	7
19	13	Upto	9	JONKER / SMALLEGANGE	Moto Guzzi Sitter/Home Made	3	7:22.324	1 Lap	16.209	53.22	2:24.490	2	27	8

NOT CLASSIFIED

DNF	197	Over		DAWSON / MORRIS	BMW Moorespeed MRE	2	4:13.860	2 Laps	1 Lap	61.82	2:04.350	2	11	
DNF	11	Over		COX / VISSCHER	Komnik Mini Cooper	2	4:25.111	2 Laps	11.251	59.20	2:08.411	2	21	
DNF	51	Over		BOUMAN / KLINKER	Weslake MRE NRE 900	1	2:05.378	3 Laps	1 Lap	62.59			7	
DNF	113*	Upto		PRENTICE / MOOK	Cric 750	1	2:21.125	3 Laps	15.747	55.61			19	
DNF	67	Upto		WARNER / DAWKINS	BMW MRE 750 16 Inch Classic	1	2:24.776	3 Laps	3.651	54.20			20	

NOT STARTED

NS	39	Upto		SALTER / van BERCKEL	Norton Commando								28	
----	----	------	--	----------------------	-----------------	--	--	--	--	--	--	--	----	--

FASTEST LAP

56	Upto			VERMEULEN / KLINKER	Triumph Bonneville	3	1:50.167			71.23 mph			114.64 kph	
54	Over			QUIRK / REEVES	Bellas Vincent	4	1:50.169			71.23 mph			114.64 kph	

Comments:

#113 - No working transponder, please fix for your next race.

Class Over - 92.5% of Race Speed = 65.02 mph

Class Upto - 92.5% of Race Speed = 64.87 mph

Red Flag (end of session): 18:12

Weather / Track : Bright / Dry

These results are provisional until the conclusion of any judicial and technical matters.

Date: 03/08/2024 Start: 18:05 Finish: 18:10

Cadwell Park: 2.1800 miles

Clerk Of Course: <i>Tony MacBride</i>	Stewards:	Timekeeper: <i>Richard Evans</i>	
------------------------------------------	-----------	-------------------------------------	--

Results can be found at www.tsl-timing.com

Printed - 18:21 Saturday, 03 August 2024



International Sidecar Revival Meeting @ Cadwell Park

Camathias Cup Sidecars

RACE 10 - LAP CHART

LAP 1 @ 18:06:59.860

NO	BEHIND	LAP TIME
54		1:55.756
56	1.126	1:56.882
121	1.530	1:57.286
8	5.650	2:01.406
51	9.622	2:05.378
72	10.721	2:06.477
24	10.848	2:06.604
46	11.319	2:07.075
35	11.389	2:07.145
17	13.416	2:09.172
197	13.754	2:09.510
5	15.069	2:10.825
118	15.565	2:11.321
48	18.886	2:14.642
62	19.167	2:14.923
11	20.944	2:16.700
77	24.954	2:20.710
113	25.369	2:21.125
67	29.020	2:24.776
100	29.456	2:25.212
84	30.976	2:26.732
99	32.659	2:28.415
64	33.302	2:29.058
13	36.534	2:32.290

62	44.805	2:03.602
48	50.890	2:06.325
77	1:00.253	2:07.918
100	1:26.344	2:18.487
99	1:28.761	2:18.089
64	1:29.302	2:17.966
84	1:29.771	2:17.936
13	1:45.980	2:25.544

LAP 4 @ 18:12:30.617

NO	BEHIND	LAP TIME
54		1:50.169
56	1.055	1:50.187

LAP 2 @ 18:08:50.177

NO	BEHIND	LAP TIME
54		1:50.317
56	1.141	1:50.332
121	2.616	1:51.403
8	6.712	1:51.379
24	14.746	1:54.215
72	20.171	1:59.767
35	22.085	2:01.013
46	22.581	2:01.579
17	23.292	2:00.193
197	27.787	2:04.350
118	28.432	2:03.184
5	28.818	2:04.066
62	31.474	2:02.624
48	34.836	2:06.267
11	39.038	2:08.411
77	42.606	2:07.969
100	58.128	2:18.989
99	1:00.943	2:18.601
64	1:01.607	2:18.622
84	1:02.106	2:21.447
13	1:10.707	2:24.490

LAP 3 @ 18:10:40.448

NO	BEHIND	LAP TIME
54		1:50.271
56	1.037	1:50.167
121	3.829	1:51.484
8	8.167	1:51.726
24	18.465	1:53.990
72	30.405	2:00.505
35	31.055	1:59.241
46	31.585	1:59.275
17	33.006	1:59.985
118	39.806	2:01.645
5	43.637	2:05.090

Weather / Track : Bright / Dry

Results can be found at www.tsl-timing.com

Cadwell Park: 2.1800 miles
Date: 03/08/2024 Start: 18:05 Finish: 18:10

Printed - 18:21 Saturday, 03 August 2024

International Sidecar Revival Meeting @ Cadwell Park

Camathias Cup Sidecars

RACE 10 - POSITION CHART

No	Name	Lap				
		Pos	1	2	3	4
56	VERMEULEN / KLINKE	1	54	54	54	54
8	PERKINS / NICKELS	2	56	56	56	56
121	NOËL / DEHOUCQ	3	121	121	121	
54	QUIRK / REEVES	4	8	8	8	
24	THIRKELL / MORALEE	5	51	24	24	
51	BOUMAN / KLINKER	6	72	72	72	
72	G.REICHMUTH / Z.REIK	7	24	35	35	
35	REEVES / Y.van den B	8	46	46	46	
46	NOURISH / JOHNSON	9	35	17	17	
197	DAWSON / MORRIS	10	17	197	118	
17	WALTERS / THOMAS	11	197	118	5	
118	G.TAPSELL / I.TAPSELL	12	5	5	62	
5	A.LEWIS / P.LEWIS	13	118	62	48	
48	BEENS / ARENDS	14	48	48	77	
62	SCHOONDERBEEK / M	15	62	11	100	
113	PRENTICE / MOOK	16	11	77	99	
67	WARNER / DAWKINS	17	77	100	64	
11	COX / VISSCHER	18	113	99	84	
77	BROOKS / COPPOCK	19	67	64	13	
100	BLONDEEL / THYS	20	100	84		
64	CHRISTIAN / HARDIST	21	84	13		
84	CAVEY / WILLIAMS	22	99			
99	DEDMAN / LANGFORD	23	64			
13	JONKER / SMALLEGAN	24	13			
39	SALTER / van BERCKE	25				

International Sidecar Revival Meeting @ Cadwell Park

Camathias Cup Sidecars

RACE 10 - SECTOR ANALYSIS



SECTOR 1 = FL to I1, SECTOR 2 = I1 to FL, DIFF = Difference To Personal Best Lap, P = Crossed Finish Line in Pit Lane, D = Time Disallowed

P1 54 Over		QUIRK / REEVES		Bellas Vincent		
IDEAL LAP TIME : 1:50.112		BEST LAP TIME : 1:50.169		DIFFERENCE : 0.057		
LAP	SECTOR 1	SECTOR 2	LAP TIME	MPH	DIFF	TIME OF DAY
1 -		46.992	1:55.756	67.79	5.587	18:06:59.860
2 -	1:03.463	46.854	1:50.317 (3)	71.14	0.148	18:08:50.177
3 -	1:03.402	46.869	1:50.271 (2)	71.17	0.102	18:10:40.448
4 -	1:03.459	46.710	1:50.169 (1)	71.23		18:12:30.617

P2 56 Upto		VERMEULEN / KLINKER		Triumph Bonneville		
IDEAL LAP TIME : 1:49.761		BEST LAP TIME : 1:50.167		DIFFERENCE : 0.406		
LAP	SECTOR 1	SECTOR 2	LAP TIME	MPH	DIFF	TIME OF DAY
1 -		48.038	1:56.882	67.14	6.715	18:07:00.986
2 -	1:03.448	46.884	1:50.332 (3)	71.13	0.165	18:08:51.318
3 -	1:02.877	47.290	1:50.167 (1)	71.23		18:10:41.485
4 -	1:03.109	47.078	1:50.187 (2)	71.22	0.020	18:12:31.672

P3 121 Over		NOËL / DEHOUCK		BMW Kneeler		
IDEAL LAP TIME : 1:50.692		BEST LAP TIME : 1:51.403		DIFFERENCE : 0.711		
LAP	SECTOR 1	SECTOR 2	LAP TIME	MPH	DIFF	TIME OF DAY
1 -		47.026	1:57.286	66.91	5.883	18:07:01.390
2 -	1:04.592	46.811	1:51.403 (1)	70.44		18:08:52.793
3 -	1:03.881	47.603	1:51.484 (2)	70.39	0.081	18:10:44.277

P4 8 Over		PERKINS / NICKELS		JPR Roland DKW 750		
IDEAL LAP TIME : 1:51.203		BEST LAP TIME : 1:51.379		DIFFERENCE : 0.176		
LAP	SECTOR 1	SECTOR 2	LAP TIME	MPH	DIFF	TIME OF DAY
1 -		46.913	2:01.406	64.64	10.027	18:07:05.510
2 -	1:04.527	46.852	1:51.379 (1)	70.46		18:08:56.889
3 -	1:04.351	47.375	1:51.726 (2)	70.24	0.347	18:10:48.615

P5 24 Over		THIRKELL / MORALEE		BMW MRE		
IDEAL LAP TIME : 1:53.876		BEST LAP TIME : 1:53.990		DIFFERENCE : 0.114		
LAP	SECTOR 1	SECTOR 2	LAP TIME	MPH	DIFF	TIME OF DAY
1 -		50.074	2:06.604	61.98	12.614	18:07:10.708
2 -	1:06.282	47.933	1:54.215 (2)	68.71	0.225	18:09:04.923
3 -	1:05.943	48.047	1:53.990 (1)	68.84		18:10:58.913

P6 72 Over		G.REICHMUTH / Z.REICHMUTH		MRE Ducati		
IDEAL LAP TIME : 1:59.767		BEST LAP TIME : 1:59.767		DIFFERENCE : 0.000		
LAP	SECTOR 1	SECTOR 2	LAP TIME	MPH	DIFF	TIME OF DAY
1 -		50.823	2:06.477	62.05	6.710	18:07:10.581
2 -	1:09.823	49.944	1:59.767 (1)	65.52		18:09:10.348
3 -	1:10.296	50.209	2:00.505 (2)	65.12	0.738	18:11:10.853

P7 35 Over		REEVES / Y.van den BOR		Windel Weslake		
IDEAL LAP TIME : 1:59.241		BEST LAP TIME : 1:59.241		DIFFERENCE : 0.000		
LAP	SECTOR 1	SECTOR 2	LAP TIME	MPH	DIFF	TIME OF DAY
1 -		49.736	2:07.145	61.72	7.904	18:07:11.249
2 -	1:10.807	50.206	2:01.013 (2)	64.85	1.772	18:09:12.262
3 -	1:09.989	49.252	1:59.241 (1)	65.81		18:11:11.503

International Sidecar Revival Meeting @ Cadwell Park

Camathias Cup Sidecars

RACE 10 - SECTOR ANALYSIS



SECTOR 1 = FL to I1, SECTOR 2 = I1 to FL, DIFF = Difference To Personal Best Lap, P = Crossed Finish Line in Pit Lane, D = Time Disallowed

P8	46 Over	NOURISH / JOHNSON	Nourish Weslake			
IDEAL LAP TIME : 1:59.275		BEST LAP TIME : 1:59.275		DIFFERENCE : 0.000		
LAP	SECTOR 1	SECTOR 2	LAP TIME	MPH	DIFF	TIME OF DAY
1 -		49.949	2:07.075	61.75	7.800	18:07:11.179
2 -	1:11.038	50.541	2:01.579 (2)	64.55	2.304	18:09:12.758
3 -	1:09.760	49.515	1:59.275 (1)	65.79		18:11:12.033
P9	17 Over	WALTERS / THOMAS	Belas Honda CB750			
IDEAL LAP TIME : 1:59.985		BEST LAP TIME : 1:59.985		DIFFERENCE : 0.000		
LAP	SECTOR 1	SECTOR 2	LAP TIME	MPH	DIFF	TIME OF DAY
1 -		50.755	2:09.172	60.75	9.187	18:07:13.276
2 -	1:09.718	50.475	2:00.193 (2)	65.29	0.208	18:09:13.469
3 -	1:09.631	50.354	1:59.985 (1)	65.40		18:11:13.454
P10	118 Over	G.TAPSELL / I.TAPSELL	TBR MR Equipe GP3 P&M Trident			
IDEAL LAP TIME : 2:01.645		BEST LAP TIME : 2:01.645		DIFFERENCE : 0.000		
LAP	SECTOR 1	SECTOR 2	LAP TIME	MPH	DIFF	TIME OF DAY
1 -		51.482	2:11.321	59.76	9.676	18:07:15.425
2 -	1:10.839	52.345	2:03.184 (2)	63.71	1.539	18:09:18.609
3 -	1:10.838	50.807	2:01.645 (1)	64.51		18:11:20.254
P11	5 Over	A.LEWIS / P.LEWIS	Bellas Nourish			
IDEAL LAP TIME : 2:03.643		BEST LAP TIME : 2:04.066		DIFFERENCE : 0.423		
LAP	SECTOR 1	SECTOR 2	LAP TIME	MPH	DIFF	TIME OF DAY
1 -		51.394	2:10.825	59.98	6.759	18:07:14.929
2 -	1:12.249	51.817	2:04.066 (1)	63.25		18:09:18.995
3 -	1:13.478	51.612	2:05.090 (2)	62.73	1.024	18:11:24.085
P12	62 Upto	SCHOONDERBEEK / M.van den BOR	Triumph Trident			
IDEAL LAP TIME : 2:02.624		BEST LAP TIME : 2:02.624		DIFFERENCE : 0.000		
LAP	SECTOR 1	SECTOR 2	LAP TIME	MPH	DIFF	TIME OF DAY
1 -		54.907	2:14.923	58.16	12.299	18:07:19.027
2 -	1:10.865	51.759	2:02.624 (1)	64.00		18:09:21.651
3 -	1:11.172	52.430	2:03.602 (2)	63.49	0.978	18:11:25.253
P13	48 Upto	BEENS / ARENDS	Norton Sidecar			
IDEAL LAP TIME : 2:06.191		BEST LAP TIME : 2:06.267		DIFFERENCE : 0.076		
LAP	SECTOR 1	SECTOR 2	LAP TIME	MPH	DIFF	TIME OF DAY
1 -		53.691	2:14.642	58.28	8.375	18:07:18.746
2 -	1:13.833	52.434	2:06.267 (1)	62.15		18:09:25.013
3 -	1:13.757	52.568	2:06.325 (2)	62.12	0.058	18:11:31.338
P14	77 Upto	BROOKS / COPPOCK	Suzuki GT750			
IDEAL LAP TIME : 2:07.491		BEST LAP TIME : 2:07.918		DIFFERENCE : 0.427		
LAP	SECTOR 1	SECTOR 2	LAP TIME	MPH	DIFF	TIME OF DAY
1 -		56.320	2:20.710	55.77	12.792	18:07:24.814
2 -	1:13.987	53.982	2:07.969 (2)	61.32	0.051	18:09:32.783
3 -	1:13.509	54.409	2:07.918 (1)	61.35		18:11:40.701
P15	100 Upto	BLONDEEL / THYS	Triumph 750Cc Triple			
IDEAL LAP TIME : 2:18.055		BEST LAP TIME : 2:18.487		DIFFERENCE : 0.432		
LAP	SECTOR 1	SECTOR 2	LAP TIME	MPH	DIFF	TIME OF DAY
1 -		57.560	2:25.212	54.04	6.725	18:07:29.316
2 -	1:20.951	58.038	2:18.989 (2)	56.46	0.502	18:09:48.305
3 -	1:21.383	57.104	2:18.487 (1)	56.67		18:12:06.792

International Sidecar Revival Meeting @ Cadwell Park

Camathias Cup Sidecars

RACE 10 - SECTOR ANALYSIS



SECTOR 1 = FL to I1, SECTOR 2 = I1 to FL, DIFF = Difference To Personal Best Lap, P = Crossed Finish Line in Pit Lane, D = Time Disallowed

P16 99 Upto		DEDMAN / LANGFORD		Norton Dominator		
IDEAL LAP TIME : 2:17.164		BEST LAP TIME : 2:18.089		DIFFERENCE : 0.925		
LAP	SECTOR 1	SECTOR 2	LAP TIME	MPH	DIFF	TIME OF DAY
1 -		57.343	2:28.415	52.87	10.326	18:07:32.519
2 -	1:19.821	58.780	2:18.601 (2)	56.62	0.512	18:09:51.120
3 -	1:20.451	57.638	2:18.089 (1)	56.83		18:12:09.209

P17 64 Upto		CHRISTIAN / HARDISTY		Norton Commando		
IDEAL LAP TIME : 2:17.467		BEST LAP TIME : 2:17.966		DIFFERENCE : 0.499		
LAP	SECTOR 1	SECTOR 2	LAP TIME	MPH	DIFF	TIME OF DAY
1 -		57.232	2:29.058	52.65	11.092	18:07:33.162
2 -	1:20.235	58.387	2:18.622 (2)	56.61	0.656	18:09:51.784
3 -	1:20.653	57.313	2:17.966 (1)	56.88		18:12:09.750

P18 84 Upto		CAVEY / WILLIAMS		Triumph Fiddaman Sidecar		
IDEAL LAP TIME : 2:17.915		BEST LAP TIME : 2:17.936		DIFFERENCE : 0.021		
LAP	SECTOR 1	SECTOR 2	LAP TIME	MPH	DIFF	TIME OF DAY
1 -		57.203	2:26.732	53.48	8.796	18:07:30.836
2 -	1:21.044	1:00.403	2:21.447 (2)	55.48	3.511	18:09:52.283
3 -	1:21.065	56.871	2:17.936 (1)	56.89		18:12:10.219

P19 13 Upto		JONKER / SMALLEGANGE		Moto Guzzi Sitter/Home Made		
IDEAL LAP TIME : 2:22.524		BEST LAP TIME : 2:24.490		DIFFERENCE : 1.966		
LAP	SECTOR 1	SECTOR 2	LAP TIME	MPH	DIFF	TIME OF DAY
1 -		59.364	2:32.290	51.53	7.800	18:07:36.394
2 -	1:23.160	1:01.330	2:24.490 (1)	54.31		18:10:00.884
3 -	1:24.201	1:01.343	2:25.544 (2)	53.92	1.054	18:12:26.428

P20 197 Over		DAWSON / MORRIS		BMW Moorspeed MRE		
IDEAL LAP TIME : 2:02.538		BEST LAP TIME : 2:04.350		DIFFERENCE : 1.812		
LAP	SECTOR 1	SECTOR 2	LAP TIME	MPH	DIFF	TIME OF DAY
1 -		50.363	2:09.510	60.59	5.160	18:07:13.614
2 -	1:12.175	52.175	2:04.350 (1)	63.11		18:09:17.964

P21 11 Over		COX / VISSCHER		Komnik Mini Cooper		
IDEAL LAP TIME : 2:08.130		BEST LAP TIME : 2:08.411		DIFFERENCE : 0.281		
LAP	SECTOR 1	SECTOR 2	LAP TIME	MPH	DIFF	TIME OF DAY
1 -		53.507	2:16.700	57.41	8.289	18:07:20.804
2 -	1:14.623	53.788	2:08.411 (1)	61.11		18:09:29.215

P22 51 Over		BOUMAN / KLINKER		Weslake MRE NRE 900		
IDEAL LAP TIME :		BEST LAP TIME :		DIFFERENCE :		
LAP	SECTOR 1	SECTOR 2	LAP TIME	MPH	DIFF	TIME OF DAY
1 -		50.560	2:05.378	62.59		18:07:09.482

P23 113 Upto		PRENTICE / MOOK		Cric 750		
IDEAL LAP TIME :		BEST LAP TIME :		DIFFERENCE :		
LAP	SECTOR 1	SECTOR 2	LAP TIME	MPH	DIFF	TIME OF DAY
1 -			2:21.125	55.61		18:07:25.229

P24 67 Upto		WARNER / DAWKINS		BMW MRE 750 16 Inch Classic		
IDEAL LAP TIME : 2:20.673		BEST LAP TIME :		DIFFERENCE :		
LAP	SECTOR 1	SECTOR 2	LAP TIME	MPH	DIFF	TIME OF DAY
1 -		58.241	2:24.776	54.20		18:07:28.880

International Sidecar Revival Meeting @ Cadwell Park

Camathias Cup Sidecars

RACE 10 - BEST SECTORS

SECTOR 1			SECTOR 2			IDEAL / BEST COMPARISON						
POS	NO	NAME	TIME	NO	NAME	TIME	POS	NO	NAME	IDEAL	BEST	DIFF
									PERFECT LAP	1:49.587		
1	56	VERMEULEN / KLINKER	1:02.877	54	QUIRK / REEVES	46.710	1	56	VERMEULEN / KLINK	1:49.761	1:50.167	0.406
2	54	QUIRK / REEVES	1:03.402	121	NOËL / DEHOUCK	46.811	2	54	QUIRK / REEVES	1:50.112	1:50.169	0.057
3	121	NOËL / DEHOUCK	1:03.881	8	PERKINS / NICKELS	46.852	3	121	NOËL / DEHOUCK	1:50.692	1:51.403	0.711
4	8	PERKINS / NICKELS	1:04.351	56	VERMEULEN / KLINKER	46.884	4	8	PERKINS / NICKELS	1:51.203	1:51.379	0.176
5	24	THIRKELL / MORALEE	1:05.943	24	THIRKELL / MORALEE	47.933	5	24	THIRKELL / MORALEE	1:53.876	1:53.990	0.114
6	17	WALTERS / THOMAS	1:09.631	35	REEVES / Y.van den BOR	49.252	6	35	REEVES / Y.van den B	1:59.241	1:59.241	0.000
7	46	NOURISH / JOHNSON	1:09.760	46	NOURISH / JOHNSON	49.515	7	46	NOURISH / JOHNSON	1:59.275	1:59.275	0.000
8	72	G.REICHMUTH / Z.REICHMUTH	1:09.823	72	G.REICHMUTH / Z.REICHMUTH	49.944	8	72	G.REICHMUTH / Z.RE	1:59.767	1:59.767	0.000
9	35	REEVES / Y.van den BOR	1:09.989	17	WALTERS / THOMAS	50.354	9	17	WALTERS / THOMAS	1:59.985	1:59.985	0.000
10	118	G.TAPSELL / I.TAPSELL	1:10.838	197	DAWSON / MORRIS	50.363	10	118	G.TAPSELL / I.TAPSE	2:01.645	2:01.645	0.000
11	62	SCHOONDERBEEK / M.van der	1:10.865	51	BOUMAN / KLINKER	50.560	11	197	DAWSON / MORRIS	2:02.538	2:04.350	1.812
12	197	DAWSON / MORRIS	1:12.175	118	G.TAPSELL / I.TAPSELL	50.807	12	62	SCHOONDERBEEK /	2:02.624	2:02.624	0.000
13	5	A.LEWIS / P.LEWIS	1:12.249	5	A.LEWIS / P.LEWIS	51.394	13	5	A.LEWIS / P.LEWIS	2:03.643	2:04.066	0.423
14	77	BROOKS / COPPOCK	1:13.509	62	SCHOONDERBEEK / M.van der	51.759	14	48	BEENS / ARENDS	2:06.191	2:06.267	0.076
15	48	BEENS / ARENDS	1:13.757	48	BEENS / ARENDS	52.434	15	77	BROOKS / COPPOCK	2:07.491	2:07.918	0.427
16	11	COX / VISSCHER	1:14.623	11	COX / VISSCHER	53.507	16	11	COX / VISSCHER	2:08.130	2:08.411	0.281
17	99	DEDMAN / LANGFORD	1:19.821	77	BROOKS / COPPOCK	53.982	17	99	DEDMAN / LANGFOR	2:17.164	2:18.089	0.925
18	64	CHRISTIAN / HARDISTY	1:20.235	84	CAVEY / WILLIAMS	56.871	18	64	CHRISTIAN / HARDIS	2:17.467	2:17.966	0.499
19	100	BLONDEEL / THYS	1:20.951	100	BLONDEEL / THYS	57.104	19	84	CAVEY / WILLIAMS	2:17.915	2:17.936	0.021
20	84	CAVEY / WILLIAMS	1:21.044	64	CHRISTIAN / HARDISTY	57.232	20	100	BLONDEEL / THYS	2:18.055	2:18.487	0.432
21	67	WARNER / DAWKINS	1:22.432	99	DEDMAN / LANGFORD	57.343	21	67	WARNER / DAWKINS	2:20.673		
22	13	JONKER / SMALLEGANGE	1:23.160	67	WARNER / DAWKINS	58.241	22	13	JONKER / SMALLEG	2:22.524	2:24.490	1.966
23				13	JONKER / SMALLEGANGE	59.364	23	113	PRENTICE / MOOK			
24							24	51	BOUMAN / KLINKER			

International Sidecar Revival Meeting @ Cadwell Park

Camathias Cup Sidecars

RACE 10 - STATISTICS

Competitors Started 24
Planned Start 2024-08-03 @ 16:50:00.000
Actual Start 2024-08-03 @ 18:05:04.104
Finish Time 2024-08-03 @ 18:10:44.276
Track Length 2.1800mi.
Total Laps 66
Total Distance Covered 143.8812mi.

Session Fastest Lap History

NO	CL	NAME	LAP TIME	TIME OF DAY	LAP	VEHICLE
54	Over	QUIRK / REEVES	1:50.317	18:08:50.199	2	Bellas Vincent
54	Over	QUIRK / REEVES	1:50.271	18:10:40.470	3	Bellas Vincent
56	Upto	VERMEULEN / KLINKER	1:50.167	18:10:41.500	3	Triumph Bonneville

Session Leader History

NO	CL	NAME	FROM LAP	LAPS LED	DISTANCE	VEHICLE
54	Over	QUIRK / REEVES	1	4	8.72 miles	Bellas Vincent

Flag History

TYPE	TIME OF DAY
GREEN	18:05:04.104
FINISH	18:10:44.276

Flag Statistics

TYPE	COUNT	TOTAL LAPS	TOTAL TIME
Green	1	4	9:13.159
Red	0	0	0.000
Safety Car	0	0	0.000
FCY	0	0	0.000

International Sidecar Revival Meeting @ Cadwell Park

Camathias Cup Sidecars

RACE 10 - STATISTICS

CLASS : Over

13 Starters

Fastest Lap History

NO	NAME	LAP TIME	TIME OF DAY	LAP	VEHICLE
54	QUIRK / REEVES	1:50.317	18:08:50.199	2	Bellas Vincent
54	QUIRK / REEVES	1:50.271	18:10:40.470	3	Bellas Vincent
54	QUIRK / REEVES	1:50.169	18:12:30.638	4	Bellas Vincent

Leader History

NO	NAME	FROM LAP	LAPS LED	DISTANCE	VEHICLE
54	QUIRK / REEVES	1	4	8.72 miles	Bellas Vincent

International Sidecar Revival Meeting @ Cadwell Park

Camathias Cup Sidecars

RACE 10 - STATISTICS

CLASS : Upto

11 Starters

Fastest Lap History

NO	NAME	LAP TIME	TIME OF DAY	LAP	VEHICLE
56	VERMEULEN / KLINKER	1:50.332	18:08:51.333	2	Triumph Bonneville
56	VERMEULEN / KLINKER	1:50.167	18:10:41.500	3	Triumph Bonneville

Leader History

NO	NAME	FROM LAP	LAPS LED	DISTANCE	VEHICLE
56	VERMEULEN / KLINKER	1	4	8.72 miles	Triumph Bonneville

International Sidecar Revival Meeting @ Cadwell Park

Camathias Cup Sidecars

RACE 1 - GRID (8 Laps)

ROW 15	43	55 SIRRELL / WILKES	1		1	
ROW 14			40	7 WORTHINGTON / TODD	41	
ROW 13					39	9 CLARKE / JOHNSON
ROW 12			34	113 PRENTICE / MOOK	35	
ROW 11			31	100 2:18.487 BLONDEEL / THYS	32	
ROW 10					33	13 2:24.490 JONKER / SMALLEGANGE
ROW 9			28	64 2:17.966 CHRISTIAN / HARDISTY	29	
ROW 8			25	11 2:08.411 COX / VISSCHER	26	
ROW 7					27	84 2:17.936 CAVEY / WILLIAMS
ROW 6			22	48 2:06.267 BEENS / ARENDS	23	
ROW 5			19	51 BOUMAN / KLINKER	20	
ROW 4					21	197 2:04.350 DAWSON / MORRIS
ROW 3			16	62 2:02.624 SCHOONDERBEEK / M.van den BOR	17	
ROW 2			13	17 1:59.985 WALTERS / THOMAS	14	
ROW 1					15	118 2:01.645 G.TAPSELL / I.TAPSELL
			10	46 1:59.275 NOURISH / JOHNSON	11	
			7	24 1:53.990 THIRKELL / MORALEE	8	
					9	35 1:59.241 REEVES / Y.van den BOR
			4	8 1:51.379 PERKINS / NICKELS	5	
					6	121 1:51.403 NOËL / DEHOUCQ
			1	56 1:50.167 VERMEULEN / KLINKER	2	
					3	54 1:50.169 QUIRK / REEVES
			Pole			

These results are provisional until the conclusion of any judicial and technical matters.

Cadwell Park: 2.1800 miles

Clerk Of Course:

Tony MacBride

Stewards:

Timekeeper:

Richard Evans



Results can be found at www.tsl-timing.com

Printed - 18:27 Saturday, 03 August 2024





International Sidecar Revival Meeting @ Cadwell Park
Camathias Cup Sidecars & British Historic Bears Sidecars
WARM UP - CLASSIFICATION

POS	NO	CL	PIC	NAME	ENTRY	TIME	ON	LAPS	GAP	DIFF	MPH
1	35	Over	1	REEVES / Y.van den BOR	Windel Weslake -	2:02.307	3	3			64.16
2	9	Over	2	FAIERS / FOX	KCR BMW-Moorspeed -	2:04.028	3	3	1.721	1.721	63.27
3	74	Bears	1	McCAIN / SCAWTHORN	BMW K100 - Handcrafted Joints	2:06.740	3	3	4.433	2.712	61.92
4	48	Upto	1	BEENS / ARENDS	Norton Sidecar -	2:16.693	1	1	14.386	9.953	57.41
5	100	Upto	2	BLONDEEL / THYS	Triumph 750Cc Triple -	2:16.871	2	3	14.564	0.178	57.33
6	64	Upto	3	CHRISTIAN / HARDISTY	Norton Commando -	2:17.723	1	1	15.416	0.852	56.98
7	78*	Upto	4	WICKETT / BENNETT	Windrick BSA Lightning -	2:18.772	2	2	16.465	1.049	56.55
8	39	Upto	5	SALTER / van BERCKEL	Norton Commando -	2:18.783	2	2	16.476	0.011	56.54
9	125	Upto	6	N.THOMAS / P.THOMAS	Yamaha TZ350 -	2:21.164	1	1	18.857	2.381	55.59
10	7	Over	3	WORTHINGTON / TODD	Yamaha Xs 998Cc Terry Mead -			0			

Comments:

#78 - No working transponder, please fix for racing.

Weather / Track : Bright / Dry

These results are provisional until the conclusion of any judicial and technical matters.

Date: 04/08/2024 Start: 09:14 Finish: 09:21

Cadwell Park: 2.1800 miles

Clerk Of Course:

Tony MacBride

Stewards:

Timekeeper:

Richard Evans

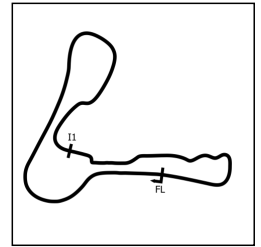


Results can be found at www.tsl-timing.com

Printed - 09:25 Sunday, 04 August 2024



International Sidecar Revival Meeting @ Cadwell Park
Camathias Cup Sidecars & British Historic Bears Sidecars
WARM UP - SECTOR ANALYSIS



SECTOR 1 = FL to I1, SECTOR 2 = I1 to FL, DIFF = Difference To Personal Best Lap, P = Crossed Finish Line in Pit Lane, D = Time Disallowed

P1	35 Over	REEVES / Y.van den BOR	Windel Weslake -			
IDEAL LAP TIME : 2:02.307		BEST LAP TIME : 2:02.307		DIFFERENCE : 0.000		
LAP	SECTOR 1	SECTOR 2	LAP TIME	MPH	DIFF	TIME OF DAY
1 -	1:15.926	53.551	2:09.477 (3)	60.61	7.170	09:16:52.693
2 -	1:13.243	52.734	2:05.977 (2)	62.29	3.670	09:18:58.670
3 -	1:10.904	51.403	2:02.307 (1)	64.16		09:21:00.977
P2	9 Over	FAIERS / FOX	KCR BMW-Moorspeed -			
IDEAL LAP TIME : 2:04.028		BEST LAP TIME : 2:04.028		DIFFERENCE : 0.000		
LAP	SECTOR 1	SECTOR 2	LAP TIME	MPH	DIFF	TIME OF DAY
1 -	1:16.144	55.810	2:11.954 (3)	59.47	7.926	09:17:38.188
2 -	1:13.128	54.034	2:07.162 (2)	61.71	3.134	09:19:45.350
3 -	1:11.436	52.592	2:04.028 (1)	63.27		09:21:49.378
P3	74 Bears	McCAIN / SCAWTHORN	BMW K100 - Handcrafted Joints			
IDEAL LAP TIME : 2:06.740		BEST LAP TIME : 2:06.740		DIFFERENCE : 0.000		
LAP	SECTOR 1	SECTOR 2	LAP TIME	MPH	DIFF	TIME OF DAY
1 -	1:19.181	55.013	2:14.194 (3)	58.48	7.454	09:17:11.958
2 -	1:15.030	53.685	2:08.715 (2)	60.97	1.975	09:19:20.673
3 -	1:13.238	53.502	2:06.740 (1)	61.92		09:21:27.413
P4	48 Upto	BEENS / ARENDS	Norton Sidecar -			
IDEAL LAP TIME : 2:16.693		BEST LAP TIME : 2:16.693		DIFFERENCE : 0.000		
LAP	SECTOR 1	SECTOR 2	LAP TIME	MPH	DIFF	TIME OF DAY
1 -	1:19.090	57.603	2:16.693 (1)	57.41		09:17:07.804
P5	100 Upto	BLONDEEL / THYS	Triumph 750Cc Triple -			
IDEAL LAP TIME : 2:16.760		BEST LAP TIME : 2:16.871		DIFFERENCE : 0.111		
LAP	SECTOR 1	SECTOR 2	LAP TIME	MPH	DIFF	TIME OF DAY
1 -	1:23.757	58.469	2:22.226 (3)	55.18	5.355	09:17:33.449
2 -	1:19.869	57.002	2:16.871 (1)	57.33		09:19:50.320
3 -	1:19.758	1:00.407	2:20.165 (2)	55.99	3.294	09:22:10.485
P6	64 Upto	CHRISTIAN / HARDISTY	Norton Commando -			
IDEAL LAP TIME : 2:17.723		BEST LAP TIME : 2:17.723		DIFFERENCE : 0.000		
LAP	SECTOR 1	SECTOR 2	LAP TIME	MPH	DIFF	TIME OF DAY
1 -	1:20.844	56.879	2:17.723 (1)	56.98		09:17:32.546
P7	78 Upto	WICKETT / BENNETT	Windrick BSA Lightning -			
IDEAL LAP TIME :		BEST LAP TIME : 2:18.772		DIFFERENCE :		
LAP	SECTOR 1	SECTOR 2	LAP TIME	MPH	DIFF	TIME OF DAY
1 -			2:20.789 (2)	55.74	2.017	09:17:09.797
2 -			2:18.772 (1)	56.55		09:19:28.569
P8	39 Upto	SALTER / van BERCKEL	Norton Commando -			
IDEAL LAP TIME : 2:16.702		BEST LAP TIME : 2:18.783		DIFFERENCE : 2.081		
LAP	SECTOR 1	SECTOR 2	LAP TIME	MPH	DIFF	TIME OF DAY
1 -	1:23.368	58.679	2:22.047 (2)	55.24	3.264	09:17:35.082
2 -	1:20.315	58.468	2:18.783 (1)	56.54		09:19:53.865
P9	125 Upto	N.THOMAS / P.THOMAS	Yamaha TZ350 -			
IDEAL LAP TIME : 2:15.618		BEST LAP TIME : 2:21.164		DIFFERENCE : 5.546		
LAP	SECTOR 1	SECTOR 2	LAP TIME	MPH	DIFF	TIME OF DAY
1 -	1:24.524	56.640	2:21.164 (1)	55.59		09:17:18.212

International Sidecar Revival Meeting @ Cadwell Park

Camathias Cup Sidecars & British Historic Bears Sidecars

WARM UP - BEST SECTORS

SECTOR 1			SECTOR 2			IDEAL / BEST COMPARISON						
POS	NO	NAME	TIME	NO	NAME	TIME	POS	NO	NAME	IDEAL	BEST	DIFF
									PERFECT LAP	2:02.307		
1	35	REEVES / Y.van den BOR	1:10.904	35	REEVES / Y.van den BOR	51.403	1	35	REEVES / Y.van den B	2:02.307	2:02.307	0.000
2	9	FAIERS / FOX	1:11.436	9	FAIERS / FOX	52.592	2	9	FAIERS / FOX	2:04.028	2:04.028	0.000
3	74	McCAIN / SCAWTHORN	1:13.238	74	McCAIN / SCAWTHORN	53.502	3	74	McCAIN / SCAWTHOF	2:06.740	2:06.740	0.000
4	39	SALTER / van BERCKEL	1:18.234	125	N.THOMAS / P.THOMAS	56.640	4	125	N.THOMAS / P.THOM	2:15.618	2:21.164	5.546
5	7	WORTHINGTON / TODD	1:18.551	64	CHRISTIAN / HARDISTY	56.879	5	48	BEENS / ARENDS	2:16.693	2:16.693	0.000
6	125	N.THOMAS / P.THOMAS	1:18.978	100	BLONDEEL / THYS	57.002	6	39	SALTER / van BERCK	2:16.702	2:18.783	2.081
7	48	BEENS / ARENDS	1:19.090	48	BEENS / ARENDS	57.603	7	100	BLONDEEL / THYS	2:16.760	2:16.871	0.111
8	100	BLONDEEL / THYS	1:19.758	39	SALTER / van BERCKEL	58.468	8	64	CHRISTIAN / HARDIS	2:17.723	2:17.723	0.000
9	64	CHRISTIAN / HARDISTY	1:20.844				9	78	WICKETT / BENNETT		2:18.772	
10												

International Sidecar Revival Meeting @ Cadwell Park
Camathias Cup Sidecars & British Historic Bears Sidecars
WARM UP - STATISTICS

Competitors Started 10
Planned Start 2024-08-04 @ 09:13:00.000
Actual Start 2024-08-04 @ 09:14:05.428
Finish Time 2024-08-04 @ 09:21:27.121
Track Length 2.1800mi.
Total Laps 22
Total Distance Covered 47.9604mi.

Session Fastest Lap History

NO	CL	NAME	LAP TIME	TIME OF DAY	LAP	VEHICLE
35	Over	REEVES / Y.van den BOR	2:09.477	09:16:52.715	1	Windel Weslake
35	Over	REEVES / Y.van den BOR	2:05.977	09:18:58.693	2	Windel Weslake
35	Over	REEVES / Y.van den BOR	2:02.307	09:21:00.999	3	Windel Weslake

Flag History

TYPE	TIME OF DAY
GREEN	09:14:05.428
FINISH	09:21:27.121

Flag Statistics

TYPE	COUNT	TOTAL LAPS	TOTAL TIME
Green	1	3	9:54.706
Red	0	0	0.000
Safety Car	0	0	0.000
FCY	0	0	0.000

International Sidecar Revival Meeting @ Cadwell Park
Camathias Cup Sidecars & British Historic Bears Sidecars
WARM UP - STATISTICS

CLASS : Over

3 Starters

Fastest Lap History

NO	NAME	LAP TIME	TIME OF DAY	LAP	VEHICLE
35	REEVES / Y.van den BOR	2:09.477	09:16:52.715	1	Windel Weslake
35	REEVES / Y.van den BOR	2:05.977	09:18:58.693	2	Windel Weslake
35	REEVES / Y.van den BOR	2:02.307	09:21:00.999	3	Windel Weslake

International Sidecar Revival Meeting @ Cadwell Park
Camathias Cup Sidecars & British Historic Bears Sidecars
WARM UP - STATISTICS

CLASS : Upto

6 Starters

Fastest Lap History

NO	NAME	LAP TIME	TIME OF DAY	LAP	VEHICLE
48	BEENS / ARENDS	2:16.693	09:17:07.829	1	Norton Sidecar

International Sidecar Revival Meeting @ Cadwell Park
Camathias Cup Sidecars & British Historic Bears Sidecars
WARM UP - STATISTICS

CLASS : Bears

1 Starters

Fastest Lap History

NO	NAME	LAP TIME	TIME OF DAY	LAP	VEHICLE
74	McCAIN / SCAWTHORN	2:14.194	09:17:11.973	1	BMW K100
74	McCAIN / SCAWTHORN	2:08.715	09:19:20.687	2	BMW K100
74	McCAIN / SCAWTHORN	2:06.740	09:21:27.428	3	BMW K100

International Sidecar Revival Meeting @ Cadwell Park

Camathias Cup Sidecars

RACE 1 - CLASSIFICATION

Race Distance: 8 Laps / 17.44 miles

POS	NO	CL	PIC	NAME	ENTRY	LAPS	TIME	GAP	DIFF	MPH	BEST	ON	GRD	↑↓
1	56	Upto	1	VERMEULEN / KLINKER	Triumph Bonneville -	8	15:04.734			69.39	1:49.699	3	1	0
2	54	Over	1	QUIRK / REEVES	Bellas Vincent -	8	15:09.105	4.371	4.371	69.06	1:51.127	8	2	0
3	8	Over	2	PERKINS / NICKELS	JPR Roland DKW 750 -	8	15:24.103	19.369	14.998	67.94	1:50.733	8	3	0
4	9	Over	3	FAIERS / FOX	KCR BMW-Moorspeed -	8	15:36.972	32.238	12.869	67.00	1:53.581	5		
5	72	Over	4	G.REICHMUTH / Z.REICHMUTH	MRE Ducati -	8	16:00.298	55.564	23.326	65.38	1:58.124	4	8	3
6	35	Over	5	REEVES / Y.van den BOR	Windel Weslake -	8	16:00.450	55.716	0.152	65.36	1:57.979	2	6	0
7	46	Over	6	NOURISH / JOHNSON	Nourish Weslake -	8	16:00.781	56.047	0.331	65.34	1:57.803	2	7	0
8	17	Over	7	WALTERS / THOMAS	Bellas Honda CB750 -	8	16:13.367	1:08.633	12.586	64.50	1:59.567	4	9	1
9	51	Over	8	BOUMAN / KLINKER	Weslake MRE NRE 900 -	8	16:18.717	1:13.983	5.350	64.14	1:58.255	5	13	4
10	118	Over	9	G.TAPSELL / I.TAPSELL	TBR MR Equipe GP3 P&M Trident -	8	16:26.430	1:21.696	7.713	63.64	2:00.996	5	10	0
11	5	Over	10	A.LEWIS / P.LEWIS	Bellas Nourish -	8	16:34.114	1:29.380	7.684	63.15	2:02.145	4	12	1
12	62	Upto	2	SCHOONDERBEEK / M.van der	Triumph Trident -	8	16:39.820	1:35.086	5.706	62.79	2:01.019	8	11	-1
13	48	Upto	3	BEENS / ARENDS	Norton Sidecar -	8	16:40.335	1:35.601	0.515	62.76	2:01.361	8	15	2
14	125	Upto	4	N.THOMAS / P.THOMAS	Yamaha TZ350 -	8	17:12.634	2:07.900	32.299	60.80	2:06.307	6	28	14
15	39	Upto	5	SALTER / van BERCKEL	Norton Commando -	7	15:46.866	1 Lap	1 Lap	58.01	2:11.184	6	25	10
16	100	Upto	6	BLONDEEL / THYS	Triumph 750Cc Triple -	7	16:02.218	1 Lap	15.352	57.09	2:14.484	6	21	5
17	64	Upto	7	CHRISTIAN / HARDISTY	Norton Commando -	7	16:03.091	1 Lap	0.873	57.04	2:14.864	7	19	2
18	84	Upto	8	CAVEY / WILLIAMS	Triumph Fiddaman Sidecar -	7	16:23.406	1 Lap	20.315	55.86	2:16.046	4	18	0
19	78	Upto	9	WICKETT / BENNETT	Windrick BSA Lightning -	7	16:24.325	1 Lap	0.919	55.81	2:16.277	4		
20	99	Upto	10	DEDMAN / LANGFORD	Norton Dominator -	7	16:41.043	1 Lap	16.718	54.87	2:20.175	2	20	0
21	13	Upto	11	JONKER / SMALLEGANGE	Moto Guzzi Sitter/Home Made -	7	17:06.110	1 Lap	25.067	53.53	2:24.057	7	22	1

NOT CLASSIFIED

DNF	77	Upto		BROOKS / COPPOCK	Suzuki GT750 -	4	9:04.056	4 Laps	3 Laps	57.70	2:05.283	3	16	
DNF	121	Over		NOËL / DEHOUCK	BMW Kneeler -	3	5:46.094	5 Laps	1 Lap	68.02	1:52.796	2	4	
DNF	24	Over		THIRKELL / MORALEE	BMW MRE -	0							5	

FASTEST LAP

56	Upto	VERMEULEN / KLINKER	Triumph Bonneville -	3	1:49.699	71.54 mph	115.13 kph
8	Over	PERKINS / NICKELS	JPR Roland DKW 750 -	8	1:50.733	70.87 mph	114.06 kph

Comments:

Class Upto - 92.5% of Race Speed = 64.18 mph

Class Over - 92.5% of Race Speed = 63.88 mph

Weather / Track : Bright / Dry

These results are provisional until the conclusion of any judicial and technical matters.

Date: 04/08/2024 Start: 10:09 Finish: 10:24

Cadwell Park: 2.1800 miles

Clerk Of Course:

Tony MacBride

Stewards:

Timekeeper:

Richard Evans



Results can be found at www.tsl-timing.com

Printed - 10:30 Sunday, 04 August 2024



International Sidecar Revival Meeting @ Cadwell Park

Camathias Cup Sidecars

RACE 1 - LAP CHART

LAP 1 @ 10:11:09.928

NO	BEHIND	LAP TIME
54		1:58.443
56	1.409	1:59.852
121	1.909	2:00.352
35	5.335	2:03.778
46	5.800	2:04.243
72	6.535	2:04.978
8	8.603	2:07.046
17	12.091	2:10.534
9	12.272	2:10.715
62	12.447	2:10.890
118	13.530	2:11.973
51	15.208	2:13.651
5	15.929	2:14.372
48	17.701	2:16.144
125	20.715	2:19.158
77	20.849	2:19.292
64	28.185	2:26.628
100	29.066	2:27.509
39	32.628	2:31.071
99	33.012	2:31.455
84	35.325	2:33.768
13	36.037	2:34.480
78	36.745	2:35.188

LAP 2 @ 10:13:02.979

NO	BEHIND	LAP TIME
54		1:53.051
56	0.937	1:52.579
121	1.654	1:52.796
35	10.263	1:57.979
46	10.552	1:57.803
8	10.722	1:55.170
72	12.370	1:58.886
9	14.453	1:55.232
17	20.030	2:00.990
118	23.932	2:03.453
62	24.528	2:05.132
51	25.294	2:03.137
5	26.198	2:03.320
48	29.072	2:04.422
125	35.579	2:07.915
77	35.717	2:07.919
64	52.963	2:17.829
39	53.091	2:13.514
100	53.757	2:17.742
99	1:00.136	2:20.175
84	1:02.934	2:20.660
78	1:04.147	2:20.453
13	1:08.137	2:25.151

LAP 3 @ 10:14:53.615

NO	BEHIND	LAP TIME
56		1:49.699
54	1.595	1:52.231
121	3.964	1:52.946
8	12.998	1:52.912
35	17.951	1:58.324
46	18.268	1:58.352
9	20.122	1:56.305
72	20.281	1:58.547
17	29.346	1:59.952
118	34.528	2:01.232

51	36.288	2:01.630
62	38.819	2:04.927
5	38.948	2:03.386
48	42.887	2:04.451
77	50.364	2:05.283
125	52.540	2:07.597
39	1:15.663	2:13.208
100	1:18.405	2:15.284
64	1:19.499	2:17.172
99	1:31.183	2:21.683
84	1:31.955	2:19.657
78	1:33.304	2:19.793
13	1:41.946	2:24.445

LAP 4 @ 10:16:44.604

NO	BEHIND	LAP TIME
56		1:50.989
54	2.903	1:52.297
8	15.159	1:53.150
9	23.013	1:53.880
46	26.266	1:58.987
72	27.416	1:58.124
35	27.634	2:00.672
17	37.924	1:59.567
118	45.673	2:02.134
51	45.858	2:00.559
5	50.104	2:02.145
62	52.306	2:04.476
48	55.978	2:04.080
125	1:09.514	2:07.963
77	1:30.937	2:31.562
39	1:36.364	2:11.690
100	1:43.210	2:15.794
64	1:44.444	2:15.934

LAP 5 @ 10:18:38.964

NO	BEHIND	LAP TIME
56		1:54.360
84	1 Lap	2:16.046
54	3.592	1:55.049
78	1 Lap	2:16.277
99	1 Lap	2:22.100
8	14.589	1:53.790
13	1 Lap	2:25.381
9	22.234	1:53.581
46	31.351	1:59.445
72	32.350	1:59.294
35	32.482	1:59.208
17	43.570	2:00.006
51	49.753	1:58.255
118	52.309	2:00.996
5	58.324	2:02.580
62	1:02.088	2:04.142
48	1:04.739	2:03.121
125	1:23.038	2:07.884

LAP 6 @ 10:20:31.790

NO	BEHIND	LAP TIME
56		1:52.826
39	1 Lap	2:12.194
54	3.557	1:52.791
100	1 Lap	2:16.371
64	1 Lap	2:15.311
8	16.353	1:54.590

9	26.929	1:57.521
84	1 Lap	2:19.744
78	1 Lap	2:18.350
99	1 Lap	2:21.043
46	38.684	2:00.159
72	39.639	2:00.115
35	39.770	2:00.114
17	52.900	2:02.156
51	56.659	1:59.732
13	1 Lap	2:27.881
118	1:02.214	2:02.731
5	1:08.365	2:02.867
62	1:12.754	2:03.492
48	1:14.057	2:02.144
125	1:36.519	2:06.307

LAP 7 @ 10:22:22.853

NO	BEHIND	LAP TIME
56		1:51.063
54	6.610	1:54.116
39	1 Lap	2:11.184
8	22.002	1:56.712
9	31.138	1:55.272
100	1 Lap	2:14.484
64	1 Lap	2:15.353
72	48.452	1:59.876
46	48.591	2:00.970
35	48.779	2:00.072
84	1 Lap	2:16.793
78	1 Lap	2:17.955
17	1:01.570	1:59.733
51	1:06.208	2:00.612
99	1 Lap	2:24.159
118	1:13.493	2:02.342
5	1:20.043	2:02.741
62	1:27.433	2:05.742
48	1:27.606	2:04.612
13	1 Lap	2:24.715
125	1:52.272	2:06.816

LAP 8 @ 10:24:16.219

NO	BEHIND	LAP TIME
56		1:53.366
54	4.371	1:51.127
8	19.369	1:50.733
9	32.238	1:54.466
39	1 Lap	2:14.005
72	55.564	2:00.478
35	55.716	2:00.303
46	56.047	2:00.822
100	1 Lap	2:15.034
64	1 Lap	2:14.864
17	1:08.633	2:00.429
51	1:13.983	2:01.141
84	1 Lap	2:16.738
78	1 Lap	2:16.309
118	1:21.696	2:01.569
5	1:29.380	2:02.703
62	1:35.086	2:01.019
48	1:35.601	2:01.361
99	1 Lap	2:20.428
13	1 Lap	2:24.057
125	2:07.900	2:08.994

International Sidecar Revival Meeting @ Cadwell Park

Camathias Cup Sidecars

RACE 1 - POSITION CHART

No	Name	Lap								
		Pos	1	2	3	4	5	6	7	8
56	VERMEULEN / KLINKE	1	54	54	56	56	56	56	56	56
54	QUIRK / REEVES	2	56	56	54	54	54	54	54	54
8	PERKINS / NICKELS	3	121	121	121	8	8	8	8	8
121	NOËL / DEHOUCK	4	35	35	8	9	9	9	9	9
24	THIRKELL / MORALEE	5	46	46	35	46	46	46	72	72
35	REEVES / Y.van den B	6	72	8	46	72	72	72	46	35
46	NOURISH / JOHNSON	7	8	72	9	35	35	35	35	46
72	G.REICHMUTH / Z.REI	8	17	9	72	17	17	17	17	17
17	WALTERS / THOMAS	9	9	17	17	118	51	51	51	51
118	G.TAPSELL / I.TAPSEL	10	62	118	118	51	118	118	118	118
62	SCHOONDERBEEK / M	11	118	62	51	5	5	5	5	5
5	A.LEWIS / P.LEWIS	12	51	51	62	62	62	62	62	62
51	BOUMAN / KLINKER	13	5	5	5	48	48	48	48	48
48	BEENS / ARENDS	14	48	48	48	125	125	125	125	125
77	BROOKS / COPPOCK	15	125	125	77	77	39	39	39	
84	CAVEY / WILLIAMS	16	77	77	125	39	100	100	100	
64	CHRISTIAN / HARDIST	17	64	64	39	100	64	64	64	
99	DEDMAN / LANGFORD	18	100	39	100	64	84	84	84	
100	BLONDEEL / THYS	19	39	100	64	84	78	78	78	
13	JONKER / SMALLEGAN	20	99	99	99	78	99	99	99	
39	SALTER / van BERCKE	21	84	84	84	99	13	13	13	
125	N.THOMAS / P.THOMA	22	13	78	78	13				
78	WICKETT / BENNETT	23	78	13	13					
9	FAIERS / FOX	24								

International Sidecar Revival Meeting @ Cadwell Park

Camathias Cup Sidecars

RACE 1 - SECTOR ANALYSIS



SECTOR 1 = FL to I1, SECTOR 2 = I1 to FL, DIFF = Difference To Personal Best Lap, P = Crossed Finish Line in Pit Lane, D = Time Disallowed

P1 56 Upto		VERMEULEN / KLINKER		Triumph Bonneville -		
IDEAL LAP TIME : 1:49.699		BEST LAP TIME : 1:49.699		DIFFERENCE : 0.000		
LAP	SECTOR 1	SECTOR 2	LAP TIME	MPH	DIFF	TIME OF DAY
1 -		49.389	1:59.852	65.48	10.153	10:11:11.337
2 -	1:03.767	48.812	1:52.579	69.71	2.880	10:13:03.916
3 -	1:03.334	46.365	1:49.699 (1)	71.54		10:14:53.615
4 -	1:03.720	47.269	1:50.989 (2)	70.71	1.290	10:16:44.604
5 -	1:04.298	50.062	1:54.360	68.62	4.661	10:18:38.964
6 -	1:04.724	48.102	1:52.826	69.55	3.127	10:20:31.790
7 -	1:03.554	47.509	1:51.063 (3)	70.66	1.364	10:22:22.853
8 -	1:04.450	48.916	1:53.366	69.22	3.667	10:24:16.219

P2 54 Over		QUIRK / REEVES		Bellas Vincent -		
IDEAL LAP TIME : 1:51.031		BEST LAP TIME : 1:51.127		DIFFERENCE : 0.096		
LAP	SECTOR 1	SECTOR 2	LAP TIME	MPH	DIFF	TIME OF DAY
1 -		48.644	1:58.443	66.26	7.316	10:11:09.928
2 -	1:04.873	48.178	1:53.051	69.42	1.924	10:13:02.979
3 -	1:04.624	47.607	1:52.231 (2)	69.92	1.104	10:14:55.210
4 -	1:04.034	48.263	1:52.297 (3)	69.88	1.170	10:16:47.507
5 -	1:05.027	50.022	1:55.049	68.21	3.922	10:18:42.556
6 -	1:05.287	47.504	1:52.791	69.58	1.664	10:20:35.347
7 -	1:05.426	48.690	1:54.116	68.77	2.989	10:22:29.463
8 -	1:03.527	47.600	1:51.127 (1)	70.62		10:24:20.590

P3 8 Over		PERKINS / NICKELS		JPR Roland DKW 750 -		
IDEAL LAP TIME : 1:50.138		BEST LAP TIME : 1:50.733		DIFFERENCE : 0.595		
LAP	SECTOR 1	SECTOR 2	LAP TIME	MPH	DIFF	TIME OF DAY
1 -		48.466	2:07.046	61.77	16.313	10:11:18.531
2 -	1:05.972	49.198	1:55.170	68.14	4.437	10:13:13.701
3 -	1:05.877	47.035	1:52.912 (2)	69.50	2.179	10:15:06.613
4 -	1:05.176	47.974	1:53.150 (3)	69.35	2.417	10:16:59.763
5 -	1:04.834	48.956	1:53.790	68.96	3.057	10:18:53.553
6 -	1:06.141	48.449	1:54.590	68.48	3.857	10:20:48.143
7 -	1:08.263	48.449	1:56.712	67.24	5.979	10:22:44.855
8 -	1:03.103	47.630	1:50.733 (1)	70.87		10:24:35.588

P4 9 Over		FAIERS / FOX		KCR BMW-Moorspeed -		
IDEAL LAP TIME : 1:53.581		BEST LAP TIME : 1:53.581		DIFFERENCE : 0.000		
LAP	SECTOR 1	SECTOR 2	LAP TIME	MPH	DIFF	TIME OF DAY
1 -		50.063	2:10.715	60.03	17.134	10:11:22.200
2 -	1:06.043	49.189	1:55.232	68.10	1.651	10:13:17.432
3 -	1:06.012	50.293	1:56.305	67.47	2.724	10:15:13.737
4 -	1:05.452	48.428	1:53.880 (2)	68.91	0.299	10:17:07.617
5 -	1:05.434	48.147	1:53.581 (1)	69.09		10:19:01.198
6 -	1:06.582	50.939	1:57.521	66.78	3.940	10:20:58.719
7 -	1:06.391	48.881	1:55.272	68.08	1.691	10:22:53.991
8 -	1:06.281	48.185	1:54.466 (3)	68.56	0.885	10:24:48.457

P5 72 Over		G.REICHMUTH / Z.REICHMUTH		MRE Ducati -		
IDEAL LAP TIME : 1:57.103		BEST LAP TIME : 1:58.124		DIFFERENCE : 1.021		
LAP	SECTOR 1	SECTOR 2	LAP TIME	MPH	DIFF	TIME OF DAY
1 -		49.572	2:04.978	62.79	6.854	10:11:16.463
2 -	1:08.483	50.403	1:58.886 (3)	66.01	0.762	10:13:15.349
3 -	1:08.341	50.206	1:58.547 (2)	66.20	0.423	10:15:13.896
4 -	1:07.531	50.593	1:58.124 (1)	66.43		10:17:12.020
5 -	1:08.330	50.964	1:59.294	65.78	1.170	10:19:11.314
6 -	1:09.834	50.281	2:00.115	65.33	1.991	10:21:11.429
7 -	1:09.269	50.607	1:59.876	65.46	1.752	10:23:11.305
8 -	1:08.003	52.475	2:00.478	65.14	2.354	10:25:11.783

International Sidecar Revival Meeting @ Cadwell Park

Camathias Cup Sidecars

RACE 1 - SECTOR ANALYSIS



SECTOR 1 = FL to I1, SECTOR 2 = I1 to FL, DIFF = Difference To Personal Best Lap, P = Crossed Finish Line in Pit Lane, D = Time Disallowed

P6 35 Over		REEVES / Y.van den BOR		Windel Weslake -		
IDEAL LAP TIME : 1:57.776		BEST LAP TIME : 1:57.979		DIFFERENCE : 0.203		
LAP	SECTOR 1	SECTOR 2	LAP TIME	MPH	DIFF	TIME OF DAY
1 -		49.439	2:03.778	63.40	5.799	10:11:15.263
2 -	1:08.337	49.642	1:57.979 (1)	66.52		10:13:13.242
3 -	1:08.719	49.605	1:58.324 (2)	66.32	0.345	10:15:11.566
4 -	1:09.090	51.582	2:00.672	65.03	2.693	10:17:12.238
5 -	1:09.054	50.154	1:59.208 (3)	65.83	1.229	10:19:11.446
6 -	1:10.564	49.550	2:00.114	65.33	2.135	10:21:11.560
7 -	1:09.860	50.212	2:00.072	65.36	2.093	10:23:11.632
8 -	1:08.796	51.507	2:00.303	65.23	2.324	10:25:11.935

P7 46 Over		NOURISH / JOHNSON		Nourish Weslake -		
IDEAL LAP TIME : 1:57.790		BEST LAP TIME : 1:57.803		DIFFERENCE : 0.013		
LAP	SECTOR 1	SECTOR 2	LAP TIME	MPH	DIFF	TIME OF DAY
1 -		49.440	2:04.243	63.16	6.440	10:11:15.728
2 -	1:08.350	49.453	1:57.803 (1)	66.62		10:13:13.531
3 -	1:08.736	49.616	1:58.352 (2)	66.31	0.549	10:15:11.883
4 -	1:08.938	50.049	1:58.987 (3)	65.95	1.184	10:17:10.870
5 -	1:09.165	50.280	1:59.445	65.70	1.642	10:19:10.315
6 -	1:10.532	49.627	2:00.159	65.31	2.356	10:21:10.474
7 -	1:09.839	51.131	2:00.970	64.87	3.167	10:23:11.444
8 -	1:09.151	51.671	2:00.822	64.95	3.019	10:25:12.266

P8 17 Over		WALTERS / THOMAS		Belas Honda CB750 -		
IDEAL LAP TIME : 1:58.665		BEST LAP TIME : 1:59.567		DIFFERENCE : 0.902		
LAP	SECTOR 1	SECTOR 2	LAP TIME	MPH	DIFF	TIME OF DAY
1 -		51.702	2:10.534	60.12	10.967	10:11:22.019
2 -		51.766	2:00.990	64.86	1.423	10:13:23.009
3 -	1:09.376	50.576	1:59.952 (3)	65.42	0.385	10:15:22.961
4 -	1:09.267	50.300	1:59.567 (1)	65.63		10:17:22.528
5 -	1:09.186	50.820	2:00.006	65.39	0.439	10:19:22.534
6 -	1:08.907	53.249	2:02.156	64.24	2.589	10:21:24.690
7 -	1:08.365	51.368	1:59.733 (2)	65.54	0.166	10:23:24.423
8 -	1:08.759	51.670	2:00.429	65.16	0.862	10:25:24.852

P9 51 Over		BOUMAN / KLINKER		Weslake MRE NRE 900 -		
IDEAL LAP TIME : 1:58.255		BEST LAP TIME : 1:58.255		DIFFERENCE : 0.000		
LAP	SECTOR 1	SECTOR 2	LAP TIME	MPH	DIFF	TIME OF DAY
1 -		51.673	2:13.651	58.72	15.396	10:11:25.136
2 -	1:11.691	51.446	2:03.137	63.73	4.882	10:13:28.273
3 -	1:11.260	50.370	2:01.630	64.52	3.375	10:15:29.903
4 -	1:10.170	50.389	2:00.559 (3)	65.09	2.304	10:17:30.462
5 -	1:07.994	50.261	1:58.255 (1)	66.36		10:19:28.717
6 -	1:09.418	50.314	1:59.732 (2)	65.54	1.477	10:21:28.449
7 -	1:09.243	51.369	2:00.612	65.06	2.357	10:23:29.061
8 -	1:09.551	51.590	2:01.141	64.78	2.886	10:25:30.202

P10 118 Over		G.TAPSELL / I.TAPSELL		TBR MR Equipe GP3 P&M Trident -		
IDEAL LAP TIME : 2:00.996		BEST LAP TIME : 2:00.996		DIFFERENCE : 0.000		
LAP	SECTOR 1	SECTOR 2	LAP TIME	MPH	DIFF	TIME OF DAY
1 -		52.526	2:11.973	59.46	10.977	10:11:23.458
2 -	1:11.736	51.717	2:03.453	63.57	2.457	10:13:26.911
3 -	1:10.270	50.962	2:01.232 (2)	64.73	0.236	10:15:28.143
4 -	1:10.898	51.236	2:02.134	64.25	1.138	10:17:30.277
5 -	1:10.162	50.834	2:00.996 (1)	64.86		10:19:31.273
6 -	1:11.359	51.372	2:02.731	63.94	1.735	10:21:34.004
7 -	1:11.301	51.041	2:02.342	64.14	1.346	10:23:36.346
8 -	1:10.472	51.097	2:01.569 (3)	64.55	0.573	10:25:37.915

International Sidecar Revival Meeting @ Cadwell Park

Camathias Cup Sidecars

RACE 1 - SECTOR ANALYSIS



SECTOR 1 = FL to I1, SECTOR 2 = I1 to FL, DIFF = Difference To Personal Best Lap, P = Crossed Finish Line in Pit Lane, D = Time Disallowed

P11 5 Over		A.LEWIS / P.LEWIS		Bellas Nourish -		
IDEAL LAP TIME : 2:01.341		BEST LAP TIME : 2:02.145		DIFFERENCE : 0.804		
LAP	SECTOR 1	SECTOR 2	LAP TIME	MPH	DIFF	TIME OF DAY
1 -		51.965	2:14.372	58.40	12.227	10:11:25.857
2 -	1:11.769	51.551	2:03.320	63.63	1.175	10:13:29.177
3 -	1:11.134	52.252	2:03.386	63.60	1.241	10:15:32.563
4 -	1:11.938	50.207	2:02.145 (1)	64.25		10:17:34.708
5 -	1:11.388	51.192	2:02.580 (2)	64.02	0.435	10:19:37.288
6 -	1:11.431	51.436	2:02.867	63.87	0.722	10:21:40.155
7 -	1:11.901	50.840	2:02.741	63.94	0.596	10:23:42.896
8 -	1:11.834	50.869	2:02.703 (3)	63.95	0.558	10:25:45.599

P12 62 Upto		SCHOONDERBEEK / M.van den BOR		Triumph Trident -		
IDEAL LAP TIME : 2:01.019		BEST LAP TIME : 2:01.019		DIFFERENCE : 0.000		
LAP	SECTOR 1	SECTOR 2	LAP TIME	MPH	DIFF	TIME OF DAY
1 -		52.828	2:10.890	59.95	9.871	10:11:22.375
2 -	1:12.059	53.073	2:05.132	62.71	4.113	10:13:27.507
3 -	1:11.483	53.444	2:04.927	62.82	3.908	10:15:32.434
4 -	1:11.508	52.968	2:04.476	63.04	3.457	10:17:36.910
5 -	1:12.245	51.897	2:04.142 (3)	63.21	3.123	10:19:41.052
6 -	1:11.669	51.823	2:03.492 (2)	63.55	2.473	10:21:44.544
7 -	1:10.843	54.899	2:05.742	62.41	4.723	10:23:50.286
8 -	1:09.448	51.571	2:01.019 (1)	64.84		10:25:51.305

P13 48 Upto		BEENS / ARENDS		Norton Sidecar -		
IDEAL LAP TIME : 2:01.361		BEST LAP TIME : 2:01.361		DIFFERENCE : 0.000		
LAP	SECTOR 1	SECTOR 2	LAP TIME	MPH	DIFF	TIME OF DAY
1 -		53.105	2:16.144	57.64	14.783	10:11:27.629
2 -	1:12.646	51.776	2:04.422	63.07	3.061	10:13:32.051
3 -	1:12.603	51.848	2:04.451	63.06	3.090	10:15:36.502
4 -	1:12.285	51.795	2:04.080	63.25	2.719	10:17:40.582
5 -	1:11.875	51.246	2:03.121 (3)	63.74	1.760	10:19:43.703
6 -	1:10.967	51.177	2:02.144 (2)	64.25	0.783	10:21:45.847
7 -	1:11.001	53.611	2:04.612	62.98	3.251	10:23:50.459
8 -	1:10.606	50.755	2:01.361 (1)	64.66		10:25:51.820

P14 125 Upto		N.THOMAS / P.THOMAS		Yamaha TZ350 -		
IDEAL LAP TIME : 2:06.185		BEST LAP TIME : 2:06.307		DIFFERENCE : 0.122		
LAP	SECTOR 1	SECTOR 2	LAP TIME	MPH	DIFF	TIME OF DAY
1 -		53.243	2:19.158	56.39	12.851	10:11:30.643
2 -	1:13.642	54.273	2:07.915	61.35	1.608	10:13:38.558
3 -	1:14.345	53.252	2:07.597 (3)	61.50	1.290	10:15:46.155
4 -	1:14.668	53.295	2:07.963	61.33	1.656	10:17:54.118
5 -	1:15.184	52.700	2:07.884	61.36	1.577	10:20:02.002
6 -	1:13.485	52.822	2:06.307 (1)	62.13		10:22:08.309
7 -	1:13.929	52.887	2:06.816 (2)	61.88	0.509	10:24:15.125
8 -	1:15.683	53.311	2:08.994	60.84	2.687	10:26:24.119

P15 39 Upto		SALTER / van BERCKEL		Norton Commando -		
IDEAL LAP TIME : 2:11.184		BEST LAP TIME : 2:11.184		DIFFERENCE : 0.000		
LAP	SECTOR 1	SECTOR 2	LAP TIME	MPH	DIFF	TIME OF DAY
1 -		59.699	2:31.071	51.94	19.887	10:11:42.556
2 -	1:17.449	56.065	2:13.514	58.78	2.330	10:13:56.070
3 -	1:16.922	56.286	2:13.208	58.91	2.024	10:16:09.278
4 -	1:16.602	55.088	2:11.690 (2)	59.59	0.506	10:18:20.968
5 -	1:16.972	55.222	2:12.194 (3)	59.36	1.010	10:20:33.162
6 -	1:16.539	54.645	2:11.184 (1)	59.82		10:22:44.346
7 -	1:16.618	57.387	2:14.005	58.56	2.821	10:24:58.351

International Sidecar Revival Meeting @ Cadwell Park

Camathias Cup Sidecars

RACE 1 - SECTOR ANALYSIS



SECTOR 1 = FL to I1, SECTOR 2 = I1 to FL, DIFF = Difference To Personal Best Lap, P = Crossed Finish Line in Pit Lane, D = Time Disallowed

P16 100 Upto		BLONDEEL / THYS		Triumph 750Cc Triple -		
IDEAL LAP TIME : 2:13.335		BEST LAP TIME : 2:14.484		DIFFERENCE : 1.149		
LAP	SECTOR 1	SECTOR 2	LAP TIME	MPH	DIFF	TIME OF DAY
1 -		58.609	2:27.509	53.20	13.025	10:11:38.994
2 -	1:21.438	56.304	2:17.742	56.97	3.258	10:13:56.736
3 -	1:18.522	56.762	2:15.284 (3)	58.01	0.800	10:16:12.020
4 -	1:18.932	56.862	2:15.794	57.79	1.310	10:18:27.814
5 -	1:20.431	55.940	2:16.371	57.54	1.887	10:20:44.185
6 -	1:18.098	56.386	2:14.484 (1)	58.35		10:22:58.669
7 -	1:17.395	57.639	2:15.034 (2)	58.11	0.550	10:25:13.703

P17 64 Upto		CHRISTIAN / HARDISTY		Norton Commando -		
IDEAL LAP TIME : 2:14.355		BEST LAP TIME : 2:14.864		DIFFERENCE : 0.509		
LAP	SECTOR 1	SECTOR 2	LAP TIME	MPH	DIFF	TIME OF DAY
1 -		57.710	2:26.628	53.52	11.764	10:11:38.113
2 -	1:20.681	57.148	2:17.829	56.94	2.965	10:13:55.942
3 -	1:20.936	56.236	2:17.172	57.21	2.308	10:16:13.114
4 -	1:19.303	56.631	2:15.934	57.73	1.070	10:18:29.048
5 -	1:18.840	56.471	2:15.311 (2)	58.00	0.447	10:20:44.359
6 -	1:18.855	56.498	2:15.353 (3)	57.98	0.489	10:22:59.712
7 -	1:18.119	56.745	2:14.864 (1)	58.19		10:25:14.576

P18 84 Upto		CAVEY / WILLIAMS		Triumph Fiddaman Sidecar -		
IDEAL LAP TIME : 2:15.173		BEST LAP TIME : 2:16.046		DIFFERENCE : 0.873		
LAP	SECTOR 1	SECTOR 2	LAP TIME	MPH	DIFF	TIME OF DAY
1 -		1:02.835	2:33.768	51.03	17.722	10:11:45.253
2 -	1:21.063	59.597	2:20.660	55.79	4.614	10:14:05.913
3 -	1:21.313	58.344	2:19.657	56.19	3.611	10:16:25.570
4 -	1:19.043	57.003	2:16.046 (1)	57.68		10:18:41.616
5 -	1:18.847	1:00.897	2:19.744	56.16	3.698	10:21:01.360
6 -	1:18.170	58.623	2:16.793 (3)	57.37	0.747	10:23:18.153
7 -	1:18.934	57.804	2:16.738 (2)	57.39	0.692	10:25:34.891

P19 78 Upto		WICKETT / BENNETT		Windrick BSA Lightning -		
IDEAL LAP TIME : 2:15.907		BEST LAP TIME : 2:16.277		DIFFERENCE : 0.370		
LAP	SECTOR 1	SECTOR 2	LAP TIME	MPH	DIFF	TIME OF DAY
1 -		1:01.824	2:35.188	50.57	18.911	10:11:46.673
2 -	1:20.626	59.827	2:20.453	55.87	4.176	10:14:07.126
3 -	1:20.498	59.295	2:19.793	56.14	3.516	10:16:26.919
4 -	1:18.406	57.871	2:16.277 (1)	57.58		10:18:43.196
5 -	1:19.733	58.617	2:18.350	56.72	2.073	10:21:01.546
6 -	1:18.970	58.985	2:17.955 (3)	56.88	1.678	10:23:19.501
7 -	1:18.036	58.273	2:16.309 (2)	57.57	0.032	10:25:35.810

P20 99 Upto		DEDMAN / LANGFORD		Norton Dominator -		
IDEAL LAP TIME : 2:19.871		BEST LAP TIME : 2:20.175		DIFFERENCE : 0.304		
LAP	SECTOR 1	SECTOR 2	LAP TIME	MPH	DIFF	TIME OF DAY
1 -		1:00.688	2:31.455	51.81	11.280	10:11:42.940
2 -	1:20.826	59.349	2:20.175 (1)	55.98		10:14:03.115
3 -	1:22.436	59.247	2:21.683	55.39	1.508	10:16:24.798
4 -	1:22.746	59.354	2:22.100	55.22	1.925	10:18:46.898
5 -	1:21.849	59.194	2:21.043 (3)	55.64	0.868	10:21:07.941
6 -	1:23.149	1:01.010	2:24.159	54.44	3.984	10:23:32.100
7 -	1:21.383	59.045	2:20.428 (2)	55.88	0.253	10:25:52.528

International Sidecar Revival Meeting @ Cadwell Park

Camathias Cup Sidecars

RACE 1 - SECTOR ANALYSIS



SECTOR 1 = FL to I1, SECTOR 2 = I1 to FL, DIFF = Difference To Personal Best Lap, P = Crossed Finish Line in Pit Lane, D = Time Disallowed

P21	13 Upto	JONKER / SMALLEGANGE	Moto Guzzi Sitter/Home Made -			
IDEAL LAP TIME : 2:23.385		BEST LAP TIME : 2:24.057		DIFFERENCE : 0.672		

LAP	SECTOR 1	SECTOR 2	LAP TIME	MPH	DIFF	TIME OF DAY
1 -		1:01.900	2:34.480	50.80	10.423	10:11:45.965
2 -	1:24.318	1:00.833	2:25.151	54.06	1.094	10:14:11.116
3 -	1:23.522	1:00.923	2:24.445 (2)	54.33	0.388	10:16:35.561
4 -	1:24.442	1:00.939	2:25.381	53.98	1.324	10:19:00.942
5 -	1:25.782	1:02.099	2:27.881	53.07	3.824	10:21:28.823
6 -	1:23.306	1:01.409	2:24.715 (3)	54.23	0.658	10:23:53.538
7 -	1:23.978	1:00.079	2:24.057 (1)	54.47		10:26:17.595

P22	77 Upto	BROOKS / COPPOCK	Suzuki GT750 -			
IDEAL LAP TIME : 2:05.283		BEST LAP TIME : 2:05.283		DIFFERENCE : 0.000		

LAP	SECTOR 1	SECTOR 2	LAP TIME	MPH	DIFF	TIME OF DAY
1 -		54.550	2:19.292	56.34	14.009	10:11:30.777
2 -	1:14.013	53.906	2:07.919 (2)	61.35	2.636	10:13:38.696
3 -	1:12.233	53.050	2:05.283 (1)	62.64		10:15:43.979
4 -	1:37.679	53.883	2:31.562 (3)	51.78	26.279	10:18:15.541

P23	121 Over	NOËL / DEHOUCK	BMW Kneeler -			
IDEAL LAP TIME : 1:52.073		BEST LAP TIME : 1:52.796		DIFFERENCE : 0.723		

LAP	SECTOR 1	SECTOR 2	LAP TIME	MPH	DIFF	TIME OF DAY
1 -		48.233	2:00.352	65.20	7.556	10:11:11.837
2 -	1:05.354	47.442	1:52.796 (1)	69.57		10:13:04.633
3 -	1:05.220	47.726	1:52.946 (2)	69.48	0.150	10:14:57.579

International Sidecar Revival Meeting @ Cadwell Park

Camathias Cup Sidecars

RACE 1 - BEST SECTORS

SECTOR 1			SECTOR 2			IDEAL / BEST COMPARISON						
POS	NO	NAME	TIME	NO	NAME	TIME	POS	NO	NAME	IDEAL	BEST	DIFF
									PERFECT LAP	1:49.468		
1	8	PERKINS / NICKELS	1:03.103	56	VERMEULEN / KLINKER	46.365	1	56	VERMEULEN / KLINK	1:49.699	1:49.699	0.000
2	56	VERMEULEN / KLINKER	1:03.334	8	PERKINS / NICKELS	47.035	2	8	PERKINS / NICKELS	1:50.138	1:50.733	0.595
3	54	QUIRK / REEVES	1:03.527	121	NOËL / DEHOUCK	47.442	3	54	QUIRK / REEVES	1:51.031	1:51.127	0.096
4	121	NOËL / DEHOUCK	1:04.631	54	QUIRK / REEVES	47.504	4	121	NOËL / DEHOUCK	1:52.073	1:52.796	0.723
5	9	FAIERS / FOX	1:05.434	9	FAIERS / FOX	48.147	5	9	FAIERS / FOX	1:53.581	1:53.581	0.000
6	72	G.REICHMUTH / Z.REICHMUTH	1:07.531	35	REEVES / Y.van den BOR	49.439	6	72	G.REICHMUTH / Z.RE	1:57.103	1:58.124	1.021
7	51	BOUMAN / KLINKER	1:07.994	46	NOURISH / JOHNSON	49.440	7	35	REEVES / Y.van den B	1:57.776	1:57.979	0.203
8	35	REEVES / Y.van den BOR	1:08.337	72	G.REICHMUTH / Z.REICHMUTH	49.572	8	46	NOURISH / JOHNSON	1:57.790	1:57.803	0.013
9	46	NOURISH / JOHNSON	1:08.350	5	A.LEWIS / P.LEWIS	50.207	9	51	BOUMAN / KLINKER	1:58.255	1:58.255	0.000
10	17	WALTERS / THOMAS	1:08.365	51	BOUMAN / KLINKER	50.261	10	17	WALTERS / THOMAS	1:58.665	1:59.567	0.902
11	62	SCHOONDERBEEK / M.van der	1:09.448	17	WALTERS / THOMAS	50.300	11	118	G.TAPSELL / I.TAPSE	2:00.996	2:00.996	0.000
12	118	G.TAPSELL / I.TAPSELL	1:10.162	48	BEENS / ARENDS	50.755	12	62	SCHOONDERBEEK /	2:01.019	2:01.019	0.000
13	48	BEENS / ARENDS	1:10.606	118	G.TAPSELL / I.TAPSELL	50.834	13	5	A.LEWIS / P.LEWIS	2:01.341	2:02.145	0.804
14	5	A.LEWIS / P.LEWIS	1:11.134	62	SCHOONDERBEEK / M.van der	51.571	14	48	BEENS / ARENDS	2:01.361	2:01.361	0.000
15	77	BROOKS / COPPOCK	1:12.233	125	N.THOMAS / P.THOMAS	52.700	15	77	BROOKS / COPPOCK	2:05.283	2:05.283	0.000
16	125	N.THOMAS / P.THOMAS	1:13.485	77	BROOKS / COPPOCK	53.050	16	125	N.THOMAS / P.THOM	2:06.185	2:06.307	0.122
17	39	SALTER / van BERCKEL	1:16.539	39	SALTER / van BERCKEL	54.645	17	39	SALTER / van BERCK	2:11.184	2:11.184	0.000
18	100	BLONDEEL / THYS	1:17.395	100	BLONDEEL / THYS	55.940	18	100	BLONDEEL / THYS	2:13.335	2:14.484	1.149
19	78	WICKETT / BENNETT	1:18.036	64	CHRISTIAN / HARDISTY	56.236	19	64	CHRISTIAN / HARDIS	2:14.355	2:14.864	0.509
20	64	CHRISTIAN / HARDISTY	1:18.119	84	CAVEY / WILLIAMS	57.003	20	84	CAVEY / WILLIAMS	2:15.173	2:16.046	0.873
21	84	CAVEY / WILLIAMS	1:18.170	78	WICKETT / BENNETT	57.871	21	78	WICKETT / BENNETT	2:15.907	2:16.277	0.370
22	99	DEDMAN / LANGFORD	1:20.826	99	DEDMAN / LANGFORD	59.045	22	99	DEDMAN / LANGFOR	2:19.871	2:20.175	0.304
23	13	JONKER / SMALLEGANGE	1:23.306	13	JONKER / SMALLEGANGE	1:00.079	23	13	JONKER / SMALLEG	2:23.385	2:24.057	0.672
24												

International Sidecar Revival Meeting @ Cadwell Park

Camathias Cup Sidecars

RACE 1 - STATISTICS

Competitors Started 24
Planned Start 2024-08-04 @ 10:00:00.000
Actual Start 2024-08-04 @ 10:09:11.484
Finish Time 2024-08-04 @ 10:24:16.218
Track Length 2.1800mi.
Total Laps 168
Total Distance Covered 366.2431mi.

Session Fastest Lap History

NO	CL	NAME	LAP TIME	TIME OF DAY	LAP	VEHICLE
54	Over	QUIRK / REEVES	1:53.051	10:13:03.001	2	Bellas Vincent
56	Upto	VERMEULEN / KLINKER	1:52.579	10:13:03.931	2	Triumph Bonneville
56	Upto	VERMEULEN / KLINKER	1:49.699	10:14:53.631	3	Triumph Bonneville

Session Leader History

NO	CL	NAME	FROM LAP	LAPS LED	DISTANCE	VEHICLE
54	Over	QUIRK / REEVES	1	2	4.36 miles	Bellas Vincent
56	Upto	VERMEULEN / KLINKER	3	6	13.08 miles	Triumph Bonneville

Flag History

TYPE	TIME OF DAY
GREEN	10:09:11.484
FINISH	10:24:16.218

Flag Statistics

TYPE	COUNT	TOTAL LAPS	TOTAL TIME
Green	1	8	19:11.561
Red	0	0	0.000
Safety Car	0	0	0.000
FCY	0	0	0.000

International Sidecar Revival Meeting @ Cadwell Park

Camathias Cup Sidecars

RACE 1 - STATISTICS

CLASS : Over

12 Starters

Fastest Lap History

NO	NAME	LAP TIME	TIME OF DAY	LAP	VEHICLE
54	QUIRK / REEVES	1:53.051	10:13:03.001	2	Bellas Vincent
121	NOËL / DEHOUCK	1:52.796	10:13:04.654	2	BMW Kneeler
54	QUIRK / REEVES	1:52.231	10:14:55.233	3	Bellas Vincent
54	QUIRK / REEVES	1:51.127	10:24:20.610	8	Bellas Vincent
8	PERKINS / NICKELS	1:50.733	10:24:35.609	8	JPR Roland DKW 750

Leader History

NO	NAME	FROM LAP	LAPS LED	DISTANCE	VEHICLE
54	QUIRK / REEVES	1	8	17.44 miles	Bellas Vincent

International Sidecar Revival Meeting @ Cadwell Park

Camathias Cup Sidecars

RACE 1 - STATISTICS

CLASS : Upto

12 Starters

Fastest Lap History

NO	NAME	LAP TIME	TIME OF DAY	LAP	VEHICLE
56	VERMEULEN / KLINKER	1:52.579	10:13:03.931	2	Triumph Bonneville
56	VERMEULEN / KLINKER	1:49.699	10:14:53.631	3	Triumph Bonneville

Leader History

NO	NAME	FROM LAP	LAPS LED	DISTANCE	VEHICLE
56	VERMEULEN / KLINKER	1	8	17.44 miles	Triumph Bonneville

International Sidecar Revival Meeting @ Cadwell Park

Camathias Cup Sidecars - Handicap Race
RACE 8 - GRID (5 Laps)



Row	Number	Interval
1	13 99	
2	84 78	
3	64 100	START GROUP 1
4	77 11	
5	39	
6	67 113	
7	125	+ 20 Seconds GROUP 2
8	62 7	
9	48 5	+ 45 Seconds GROUP 3
10	118	
11 PIT LANE	17	
12 PIT LANE	197	
13 PIT LANE	46	+ 1 Min
14 PIT LANE	35	+ 20 Seconds GROUP 4
15 PIT LANE	72	
16 PIT LANE	51	
17 PIT LANE	24	
18 PIT LANE	121	+ 1 Min
19 PIT LANE	8	+ 40 Seconds GROUP 5
20 PIT LANE	56	
21 PIT LANE	54	+ 2 Mins GROUP 6
22 PIT LANE	9	

Date: 04/08/2024
Cadwell Park: 2.1800 miles

Clerk of the Course: <i>Tony MacBride</i>	Timekeeper: <i>Richard Evans</i>
----------------------------------------------	-------------------------------------

Results can be found at www.tsl-timing.com

Printed: 12:37



International Sidecar Revival Meeting @ Cadwell Park

Camathias Cup Sidecars - Handicap Race

RACE 8 - CLASSIFICATION

Race Distance: 5 Laps / 10.90 miles

POS	NO	CL	PIC	NAME	ENTRY	LAPS	TIME	GAP	DIFF	MPH	BEST	ON
1	5	Over	1	A.LEWIS / P.LEWIS	Bellas Nourish	5	11:10.864			58.49	2:02.786	5
2	8	Over	2	PERKINS / NICKELS	JPR Roland DKW 750	5	11:20.463	9.599	9.599	57.66	1:51.169	2
3	48	Upto	1	BEENS / ARENDS	Norton Sidecar	5	11:20.680	9.816	0.217	57.64	2:03.861	5
4	9	Over	3	FENWICK / KNAPTON	KCR BMW-Moorspeed	5	11:22.424	11.560	1.744	57.50	1:49.726	3
5	39	Upto	2	SALTER / van BERCKEL	Norton Commando	5	11:22.456	11.592	0.032	57.49	2:11.747	5
6	56	Upto	3	VERMEULEN / KLINKER	Triumph Bonneville	5	11:25.326	14.462	2.870	57.25	1:50.859	3
7	17	Over	4	WALTERS / THOMAS	Belas Honda CB750	5	11:26.408	15.544	1.082	57.16	2:00.409	5
8	84	Upto	4	CAVEY / WILLIAMS	Triumph Fiddamar Sidecar	5	11:28.050	17.186	1.642	57.03	2:14.346	5
9	54	Over	5	QUIRK / REEVES	Bellas Vincent	5	11:28.358	17.494	0.308	57.00	1:51.835	2
10	35	Over	6	REEVES / Y.van den BOR	Windel Weslake	5	11:28.406	17.542	0.048	57.00	2:00.070	3
11	51	Over	7	BOUMAN / KLINKER	Weslake MRE NRE 900	5	11:31.188	20.324	2.782	56.77	2:00.403	2
12	64	Upto	5	CHRISTIAN / HARDISTY	Norton Commando	5	11:34.437	23.573	3.249	56.50	2:15.965	3
13	78	Upto	6	WICKETT / BENNETT	Windrick BSA Lightning	5	11:38.861	27.997	4.424	56.14	2:15.246	4
14	99	Upto	7	DEDMAN / LANGFORD	Norton Dominator	5	11:45.668	34.804	6.807	55.60	2:17.867	3
15	13	Upto	8	JONKER / SMALLEGANGE	Moto Guzzi Sitter/Home Made	5	11:46.695	35.831	1.027	55.52	2:18.803	4
16	100	Upto	9	BLONDEEL / THYS	Triumph 750Cc Triple	5	11:53.087	42.223	6.392	55.02	2:19.285	3
17	46	Over	8	NOURISH / JOHNSON	Nourish Weslake	5	12:13.138	1:02.274	20.051	53.52	1:58.782	3

NOT CLASSIFIED

DNF	72	Over		G.REICHMUTH / Z.REICHMUTH	MRE Ducati	4	9:25.081	1 Lap	1 Lap	55.55	1:58.697	3
DNF	67	Upto		WARNER / DAWKINS	BMW MRE 750 16 Inch Classic	1	2:40.569	4 Laps	3 Laps	48.87		

NOT STARTED

NS	121	Over		NOËL / DEHOUCK	BMW Kneeler							
----	-----	------	--	----------------	-------------	--	--	--	--	--	--	--

FASTEST LAP

	9	Over		FENWICK / KNAPTON	KCR BMW-Moorspeed	3	1:49.726		71.52 mph		115.10 kph	
	56	Upto		VERMEULEN / KLINKER	Triumph Bonneville	3	1:50.859		70.79 mph		113.93 kph	

Comments:

Class Over - 92.5% of Race Speed = 54.10 mph

Class Upto - 92.5% of Race Speed = 53.31 mph

Weather / Track : Bright / Dry

These results are provisional until the conclusion of any judicial and technical matters.

Date: 04/08/2024 Start: 14:48 Finish: 14:59

Cadwell Park: 2.1800 miles

Clerk Of Course: <i>Tony MacBride</i>	Stewards:	Timekeeper: <i>Richard Evans</i>	
------------------------------------------	-----------	-------------------------------------	---------------------------------------------------------------------------------------

Results can be found at www.tsl-timing.com

Printed - 15:02 Sunday, 04 August 2024

International Sidecar Revival Meeting @ Cadwell Park

Camathias Cup Sidecars - Handicap Race

RACE 8 - LAP CHART

LAP 1 @ 14:51:14.261			LAP 4 @ 14:57:57.024		
NO	BEHIND	LAP TIME	NO	BEHIND	LAP TIME
84		2:25.315	5		2:04.342
13	1.524	2:26.839	39	2.631	2:15.088
99	1.712	2:27.027	84	5.626	2:16.066
39	2.371	2:27.686	48	8.741	2:08.212
78	3.495	2:28.810	64	9.966	2:15.972
100	3.750	2:29.065	78	13.578	2:15.246
64	4.523	2:29.838	99	16.546	2:20.097
67	15.254	2:40.569	72	17.003	2:01.329
5	29.446	2:54.761	8	17.200	1:59.906
48	32.239	2:57.554	35	17.701	2:00.317
17	57.384	3:22.699	13	17.843	2:18.803
46	58.129	3:23.444	17	17.921	2:00.859
51	58.406	3:23.721	51	18.600	2:01.585
35	59.130	3:24.445	56	18.958	1:53.954
72	1:00.334	3:25.649	9	19.133	1:53.466
8	1:15.563	3:40.878	100	23.550	2:23.147
56	1:25.585	3:50.900	54	23.737	1:52.950
9	1:28.732	3:54.047	46	53.794	2:39.424 P
54	1:29.424	3:54.739			

LAP 2 @ 14:53:30.812			LAP 5 @ 14:59:59.810		
NO	BEHIND	LAP TIME	NO	BEHIND	LAP TIME
84		2:16.551	5		2:02.786
39	0.736	2:14.916	8	9.599	1:55.185
64	4.241	2:16.269	48	9.816	2:03.861
99	4.794	2:19.633	9	11.560	1:55.213
13	5.737	2:20.764	39	11.592	2:11.747
78	6.673	2:19.729	56	14.462	1:58.290
100	7.330	2:20.131	17	15.544	2:00.409
5	17.153	2:04.258	84	17.186	2:14.346
48	21.352	2:05.664	54	17.494	1:56.543
17	41.660	2:00.827	35	17.542	2:02.627
46	41.800	2:00.222	51	20.324	2:04.510
51	42.258	2:00.403	64	23.573	2:16.393
72	43.189	1:59.406	78	27.997	2:17.205
35	43.526	2:00.947	99	34.804	2:21.044
8	50.181	1:51.169	13	35.831	2:20.774
56	1:00.357	1:51.323	100	42.223	2:21.459
9	1:02.153	1:49.972	46	1:02.274	2:11.266
54	1:04.708	1:51.835	121	4 Laps	13:28.142 P

LAP 3 @ 14:55:44.567		
NO	BEHIND	LAP TIME
39		2:13.019
84	2.017	2:15.772
64	6.451	2:15.965
5	8.115	2:04.717
99	8.906	2:17.867
78	10.789	2:17.871
13	11.497	2:19.515
100	12.860	2:19.285
48	12.986	2:05.389
46	26.827	1:58.782
72	28.131	1:58.697
51	29.472	2:00.969
17	29.519	2:01.614
8	29.751	1:53.325
35	29.841	2:00.070
56	37.461	1:50.859
9	38.124	1:49.726
54	43.244	1:52.291

Weather / Track : Bright / Dry

Cadwell Park: 2.1800 miles
Date: 04/08/2024 Start: 14:48 Finish: 14:59

Results can be found at www.tsl-timing.com

Printed - 15:03 Sunday, 04 August 2024

International Sidecar Revival Meeting @ Cadwell Park

Camathias Cup Sidecars - Handicap Race

RACE 8 - POSITION CHART

No	Name	Lap Pos					
			1	2	3	4	5
5	A.LEWIS / P.LEWIS	1	84	84	39	5	5
8	PERKINS / NICKELS	2	13	39	84	39	8
13	JONKER / SMALLEGAN	3	99	64	64	84	48
17	WALTERS / THOMAS	4	39	99	5	48	9
35	REEVES / Y.van den B	5	78	13	99	64	39
39	SALTER / van BERCKE	6	100	78	78	78	56
46	NOURISH / JOHNSON	7	64	100	13	99	17
48	BEENS / ARENDS	8	67	5	100	72	84
51	BOUMAN / KLINKER	9	5	48	48	8	54
54	QUIRK / REEVES	10	48	17	46	35	35
56	VERMEULEN / KLINKE	11	17	46	72	13	51
64	CHRISTIAN / HARDIST	12	46	51	51	17	64
67	WARNER / DAWKINS	13	51	72	17	51	78
72	G.REICHMUTH / Z.REI	14	35	35	8	56	99
84	CAVEY / WILLIAMS	15	72	8	35	9	13
99	DEDMAN / LANGFORD	16	8	56	56	100	100
100	BLONDEEL / THYS	17	56	9	9	54	46
121	NOËL / DEHOUCK	18	9	54	54	46	
78	WICKETT / BENNETT	19	54				
9	FENWICK / KNAPTON	20	121				

International Sidecar Revival Meeting @ Cadwell Park

Camathias Cup Sidecars - Handicap Race

RACE 8 - SECTOR ANALYSIS



SECTOR 1 = FL to I1, SECTOR 2 = I1 to FL, DIFF = Difference To Personal Best Lap, P = Crossed Finish Line in Pit Lane, D = Time Disallowed

P1		5 Over		A.LEWIS / P.LEWIS		Bellas Nourish	
IDEAL LAP TIME : 2:02.786		BEST LAP TIME : 2:02.786		DIFFERENCE : 0.000			
LAP	SECTOR 1	SECTOR 2	LAP TIME	MPH	DIFF	TIME OF DAY	
1 -		51.132	2:54.761	44.90	51.975	14:51:43.707	
2 -	1:13.097	51.161	2:04.258 (2)	63.15	1.472	14:53:47.965	
3 -	1:12.355	52.362	2:04.717	62.92	1.931	14:55:52.682	
4 -	1:12.508	51.834	2:04.342 (3)	63.11	1.556	14:57:57.024	
5 -	1:12.076	50.710	2:02.786 (1)	63.91		14:59:59.810	

P2		8 Over		PERKINS / NICKELS		JPR Roland DKW 750	
IDEAL LAP TIME : 1:51.018		BEST LAP TIME : 1:51.169		DIFFERENCE : 0.151			
LAP	SECTOR 1	SECTOR 2	LAP TIME	MPH	DIFF	TIME OF DAY	
1 -		47.211	3:40.878	35.53	1:49.709	14:52:29.824	
2 -	1:03.807	47.362	1:51.169 (1)	70.59		14:54:20.993	
3 -	1:04.751	48.574	1:53.325 (2)	69.25	2.156	14:56:14.318	
4 -	1:08.671	51.235	1:59.906	65.45	8.737	14:58:14.224	
5 -	1:06.900	48.285	1:55.185 (3)	68.13	4.016	15:00:09.409	

P3		48 Upto		BEENS / ARENDS		Norton Sidecar	
IDEAL LAP TIME : 2:03.861		BEST LAP TIME : 2:03.861		DIFFERENCE : 0.000			
LAP	SECTOR 1	SECTOR 2	LAP TIME	MPH	DIFF	TIME OF DAY	
1 -		51.809	2:57.554	44.20	53.693	14:51:46.500	
2 -	1:13.294	52.370	2:05.664 (3)	62.45	1.803	14:53:52.164	
3 -	1:13.074	52.315	2:05.389 (2)	62.58	1.528	14:55:57.553	
4 -	1:15.032	53.180	2:08.212	61.21	4.351	14:58:05.765	
5 -	1:12.778	51.083	2:03.861 (1)	63.36		15:00:09.626	

P4		9 Over		FENWICK / KNAPTON		KCR BMW-Moorspeed	
IDEAL LAP TIME : 1:49.726		BEST LAP TIME : 1:49.726		DIFFERENCE : 0.000			
LAP	SECTOR 1	SECTOR 2	LAP TIME	MPH	DIFF	TIME OF DAY	
1 -		47.897	3:54.047	33.53	2:04.321	14:52:42.993	
2 -	1:03.167	46.805	1:49.972 (2)	71.36	0.246	14:54:32.965	
3 -	1:03.114	46.612	1:49.726 (1)	71.52		14:56:22.691	
4 -	1:03.588	49.878	1:53.466 (3)	69.16	3.740	14:58:16.157	
5 -	1:07.766	47.447	1:55.213	68.11	5.487	15:00:11.370	

P5		39 Upto		SALTER / van BERCKEL		Norton Commando	
IDEAL LAP TIME : 2:11.550		BEST LAP TIME : 2:11.747		DIFFERENCE : 0.197			
LAP	SECTOR 1	SECTOR 2	LAP TIME	MPH	DIFF	TIME OF DAY	
1 -			2:27.686	53.14	15.939	14:51:16.632	
2 -	1:18.111	56.805	2:14.916 (3)	58.17	3.169	14:53:31.548	
3 -	1:16.582	56.437	2:13.019 (2)	58.99	1.272	14:55:44.567	
4 -	1:19.125	55.963	2:15.088	58.09	3.341	14:57:59.655	
5 -	1:16.779	54.968	2:11.747 (1)	59.56		15:00:11.402	

P6		56 Upto		VERMEULEN / KLINKER		Triumph Bonneville	
IDEAL LAP TIME : 1:49.198		BEST LAP TIME : 1:50.859		DIFFERENCE : 1.661			
LAP	SECTOR 1	SECTOR 2	LAP TIME	MPH	DIFF	TIME OF DAY	
1 -		45.992	3:50.900	33.98	2:00.041	14:52:39.846	
2 -	1:03.356	47.967	1:51.323 (2)	70.49	0.464	14:54:31.169	
3 -	1:03.798	47.061	1:50.859 (1)	70.79		14:56:22.028	
4 -	1:03.206	50.748	1:53.954 (3)	68.87	3.095	14:58:15.982	
5 -	1:08.759	49.531	1:58.290	66.34	7.431	15:00:14.272	

International Sidecar Revival Meeting @ Cadwell Park

Camathias Cup Sidecars - Handicap Race

RACE 8 - SECTOR ANALYSIS



SECTOR 1 = FL to I1, SECTOR 2 = I1 to FL, DIFF = Difference To Personal Best Lap, P = Crossed Finish Line in Pit Lane, D = Time Disallowed

P7 17 Over		WALTERS / THOMAS		Belas Honda CB750		
IDEAL LAP TIME : 1:58.593		BEST LAP TIME : 2:00.409		DIFFERENCE : 1.816		
LAP	SECTOR 1	SECTOR 2	LAP TIME	MPH	DIFF	TIME OF DAY
1 -		50.082	3:22.699	38.71	1:22.290	14:52:11.645
2 -	1:09.520	51.307	2:00.827 (2)	64.95	0.418	14:54:12.472
3 -	1:09.988	51.626	2:01.614	64.53	1.205	14:56:14.086
4 -	1:08.635	52.224	2:00.859 (3)	64.93	0.450	14:58:14.945
5 -	1:08.511	51.898	2:00.409 (1)	65.17		15:00:15.354

P8 84 Upto		CAVEY / WILLIAMS		Triumph Fiddaman Sidecar		
IDEAL LAP TIME : 2:14.246		BEST LAP TIME : 2:14.346		DIFFERENCE : 0.100		
LAP	SECTOR 1	SECTOR 2	LAP TIME	MPH	DIFF	TIME OF DAY
1 -			2:25.315	54.00	10.969	14:51:14.261
2 -	1:19.261	57.290	2:16.551	57.47	2.205	14:53:30.812
3 -	1:16.973	58.799	2:15.772 (2)	57.80	1.426	14:55:46.584
4 -	1:18.772	57.294	2:16.066 (3)	57.67	1.720	14:58:02.650
5 -	1:17.073	57.273	2:14.346 (1)	58.41		15:00:16.996

P9 54 Over		QUIRK / REEVES		Bellas Vincent		
IDEAL LAP TIME : 1:51.663		BEST LAP TIME : 1:51.835		DIFFERENCE : 0.172		
LAP	SECTOR 1	SECTOR 2	LAP TIME	MPH	DIFF	TIME OF DAY
1 -		49.260	3:54.739	33.43	2:02.904	14:52:43.685
2 -	1:03.817	48.018	1:51.835 (1)	70.17		14:54:35.520
3 -	1:04.445	47.846	1:52.291 (2)	69.89	0.456	14:56:27.811
4 -	1:04.138	48.812	1:52.950 (3)	69.48	1.115	14:58:20.761
5 -	1:06.918	49.625	1:56.543	67.34	4.708	15:00:17.304

P10 35 Over		REEVES / Y.van den BOR		Windel Weslake		
IDEAL LAP TIME : 1:59.615		BEST LAP TIME : 2:00.070		DIFFERENCE : 0.455		
LAP	SECTOR 1	SECTOR 2	LAP TIME	MPH	DIFF	TIME OF DAY
1 -		50.527	3:24.445	38.38	1:24.375	14:52:13.391
2 -	1:09.348	51.599	2:00.947 (3)	64.88	0.877	14:54:14.338
3 -	1:09.088	50.982	2:00.070 (1)	65.36		14:56:14.408
4 -	1:09.219	51.098	2:00.317 (2)	65.22	0.247	14:58:14.725
5 -	1:12.040	50.587	2:02.627	63.99	2.557	15:00:17.352

P11 51 Over		BOUMAN / KLINKER		Weslake MRE NRE 900		
IDEAL LAP TIME : 1:59.654		BEST LAP TIME : 2:00.403		DIFFERENCE : 0.749		
LAP	SECTOR 1	SECTOR 2	LAP TIME	MPH	DIFF	TIME OF DAY
1 -		50.462	3:23.721	38.52	1:23.318	14:52:12.667
2 -	1:09.608	50.795	2:00.403 (1)	65.18		14:54:13.070
3 -	1:09.842	51.127	2:00.969 (2)	64.87	0.566	14:56:14.039
4 -	1:09.192	52.393	2:01.585 (3)	64.54	1.182	14:58:15.624
5 -	1:11.421	53.089	2:04.510	63.03	4.107	15:00:20.134

P12 64 Upto		CHRISTIAN / HARDISTY		Norton Commando		
IDEAL LAP TIME : 2:14.460		BEST LAP TIME : 2:15.965		DIFFERENCE : 1.505		
LAP	SECTOR 1	SECTOR 2	LAP TIME	MPH	DIFF	TIME OF DAY
1 -			2:29.838	52.37	13.873	14:51:18.784
2 -	1:18.262	58.007	2:16.269 (3)	57.59	0.304	14:53:35.053
3 -	1:19.767	56.198	2:15.965 (1)	57.72		14:55:51.018
4 -	1:19.373	56.599	2:15.972 (2)	57.71	0.007	14:58:06.990
5 -	1:20.107	56.286	2:16.393	57.54	0.428	15:00:23.383

International Sidecar Revival Meeting @ Cadwell Park

Camathias Cup Sidecars - Handicap Race

RACE 8 - SECTOR ANALYSIS



SECTOR 1 = FL to I1, SECTOR 2 = I1 to FL, DIFF = Difference To Personal Best Lap, P = Crossed Finish Line in Pit Lane, D = Time Disallowed

P13 78 Upto		WICKETT / BENNETT		Windrick BSA Lightning		
IDEAL LAP TIME : 2:14.566		BEST LAP TIME : 2:15.246		DIFFERENCE : 0.680		
LAP	SECTOR 1	SECTOR 2	LAP TIME	MPH	DIFF	TIME OF DAY
1 -			2:28.810	52.73	13.564	14:51:17.756
2 -	1:21.097	58.632	2:19.729	56.16	4.483	14:53:37.485
3 -	1:19.187	58.684	2:17.871 (3)	56.92	2.625	14:55:55.356
4 -	1:17.209	58.037	2:15.246 (1)	58.02		14:58:10.602
5 -	1:19.848	57.357	2:17.205 (2)	57.19	1.959	15:00:27.807

P14 99 Upto		DEDMAN / LANGFORD		Norton Dominator		
IDEAL LAP TIME : 2:17.823		BEST LAP TIME : 2:17.867		DIFFERENCE : 0.044		
LAP	SECTOR 1	SECTOR 2	LAP TIME	MPH	DIFF	TIME OF DAY
1 -			2:27.027	53.37	9.160	14:51:15.973
2 -	1:20.152	59.481	2:19.633 (2)	56.20	1.766	14:53:35.606
3 -	1:20.196	57.671	2:17.867 (1)	56.92		14:55:53.473
4 -	1:22.006	58.091	2:20.097 (3)	56.01	2.230	14:58:13.570
5 -	1:22.684	58.360	2:21.044	55.64	3.177	15:00:34.614

P15 13 Upto		JONKER / SMALLEGANGE		Moto Guzzi Sitter/Home Made		
IDEAL LAP TIME : 2:18.397		BEST LAP TIME : 2:18.803		DIFFERENCE : 0.406		
LAP	SECTOR 1	SECTOR 2	LAP TIME	MPH	DIFF	TIME OF DAY
1 -			2:26.839	53.44	8.036	14:51:15.785
2 -	1:22.334	58.430	2:20.764 (3)	55.75	1.961	14:53:36.549
3 -	1:21.568	57.947	2:19.515 (2)	56.25	0.712	14:55:56.064
4 -	1:20.450	58.353	2:18.803 (1)	56.54		14:58:14.867
5 -	1:22.479	58.295	2:20.774	55.74	1.971	15:00:35.641

P16 100 Upto		BLONDEEL / THYS		Triumph 750Cc Triple		
IDEAL LAP TIME : 2:18.276		BEST LAP TIME : 2:19.285		DIFFERENCE : 1.009		
LAP	SECTOR 1	SECTOR 2	LAP TIME	MPH	DIFF	TIME OF DAY
1 -			2:29.065	52.64	9.780	14:51:18.011
2 -	1:22.335	57.796	2:20.131 (2)	56.00	0.846	14:53:38.142
3 -	1:20.947	58.338	2:19.285 (1)	56.34		14:55:57.427
4 -	1:21.735	1:01.412	2:23.147	54.82	3.862	14:58:20.574
5 -	1:24.130	57.329	2:21.459 (3)	55.47	2.174	15:00:42.033

P17 46 Over		NOURISH / JOHNSON		Nourish Weslake		
IDEAL LAP TIME : 1:58.769		BEST LAP TIME : 1:58.782		DIFFERENCE : 0.013		
LAP	SECTOR 1	SECTOR 2	LAP TIME	MPH	DIFF	TIME OF DAY
1 -		49.879	3:23.444	38.57	1:24.662	14:52:12.390
2 -	1:09.113	51.109	2:00.222 (2)	65.27	1.440	14:54:12.612
3 -	1:08.890	49.892	1:58.782 (1)	66.07		14:56:11.394
4 -	1:09.565	IN PIT	2:39.424 P	49.22	40.642	14:58:50.818
5 -	OUTLAP	55.301	2:11.266	59.78	12.484	15:01:02.084

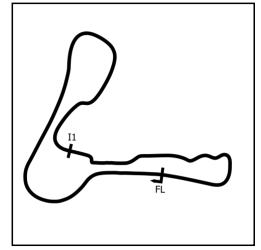
P18 72 Over		G.REICHMUTH / Z.REICHMUTH		MRE Ducati		
IDEAL LAP TIME : 1:57.931		BEST LAP TIME : 1:58.697		DIFFERENCE : 0.766		
LAP	SECTOR 1	SECTOR 2	LAP TIME	MPH	DIFF	TIME OF DAY
1 -		50.758	3:25.649	38.16	1:26.952	14:52:14.595
2 -	1:07.973	51.433	1:59.406 (2)	65.72	0.709	14:54:14.001
3 -	1:08.739	49.958	1:58.697 (1)	66.11		14:56:12.698
4 -	1:08.792	52.537	2:01.329 (3)	64.68	2.632	14:58:14.027

P19 67 Upto		WARNER / DAWKINS		BMW MRE 750 16 Inch Classic		
IDEAL LAP TIME :		BEST LAP TIME :		DIFFERENCE :		
LAP	SECTOR 1	SECTOR 2	LAP TIME	MPH	DIFF	TIME OF DAY
1 -			2:40.569	48.87		14:51:29.515

International Sidecar Revival Meeting @ Cadwell Park

Camathias Cup Sidecars - Handicap Race

RACE 8 - SECTOR ANALYSIS



SECTOR 1 = FL to I1, SECTOR 2 = I1 to FL, DIFF = Difference To Personal Best Lap, P = Crossed Finish Line in Pit Lane, D = Time Disallowed

P20	121	Over	NOËL / DEHOUCK				BMW Kneeler
IDEAL LAP TIME :		BEST LAP TIME :		DIFFERENCE :			
LAP	SECTOR 1	SECTOR 2	LAP TIME	MPH	DIFF	TIME OF DAY	
1 -	OUTLAP	IN PIT	13:28.142	P	9.71	15:02:17.088	

International Sidecar Revival Meeting @ Cadwell Park

Camathias Cup Sidecars - Handicap Race

RACE 8 - BEST SECTORS

SECTOR 1			SECTOR 2			IDEAL / BEST COMPARISON						
POS	NO	NAME	TIME	NO	NAME	TIME	POS	NO	NAME	IDEAL	BEST	DIFF
1	9	FENWICK / KNAPTON	1:03.114	56	VERMEULEN / KLINKER	45.992	1	56	VERMEULEN / KLINK	1:49.198	1:50.859	1.661
2	56	VERMEULEN / KLINKER	1:03.206	9	FENWICK / KNAPTON	46.612	2	9	FENWICK / KNAPTON	1:49.726	1:49.726	0.000
3	8	PERKINS / NICKELS	1:03.807	8	PERKINS / NICKELS	47.211	3	8	PERKINS / NICKELS	1:51.018	1:51.169	0.151
4	54	QUIRK / REEVES	1:03.817	54	QUIRK / REEVES	47.846	4	54	QUIRK / REEVES	1:51.663	1:51.835	0.172
5	72	G.REICHMUTH / Z.REICHMUTH	1:07.973	46	NOURISH / JOHNSON	49.879	5	72	G.REICHMUTH / Z.RE	1:57.931	1:58.697	0.766
6	17	WALTERS / THOMAS	1:08.511	72	G.REICHMUTH / Z.REICHMUTH	49.958	6	17	WALTERS / THOMAS	1:58.593	2:00.409	1.816
7	46	NOURISH / JOHNSON	1:08.890	17	WALTERS / THOMAS	50.082	7	46	NOURISH / JOHNSON	1:58.769	1:58.782	0.013
8	35	REEVES / Y.van den BOR	1:09.088	51	BOUMAN / KLINKER	50.462	8	35	REEVES / Y.van den B	1:59.615	2:00.070	0.455
9	51	BOUMAN / KLINKER	1:09.192	35	REEVES / Y.van den BOR	50.527	9	51	BOUMAN / KLINKER	1:59.654	2:00.403	0.749
10	5	A.LEWIS / P.LEWIS	1:12.076	5	A.LEWIS / P.LEWIS	50.710	10	5	A.LEWIS / P.LEWIS	2:02.786	2:02.786	0.000
11	48	BEENS / ARENDS	1:12.778	48	BEENS / ARENDS	51.083	11	48	BEENS / ARENDS	2:03.861	2:03.861	0.000
12	67	WARNER / DAWKINS	1:16.157	39	SALTER / van BERCKEL	54.968	12	39	SALTER / van BERCK	2:11.550	2:11.747	0.197
13	39	SALTER / van BERCKEL	1:16.582	64	CHRISTIAN / HARDISTY	56.198	13	84	CAVEY / WILLIAMS	2:14.246	2:14.346	0.100
14	84	CAVEY / WILLIAMS	1:16.973	84	CAVEY / WILLIAMS	57.273	14	64	CHRISTIAN / HARDIS	2:14.460	2:15.965	1.505
15	78	WICKETT / BENNETT	1:17.209	100	BLONDEEL / THYS	57.329	15	78	WICKETT / BENNETT	2:14.566	2:15.246	0.680
16	64	CHRISTIAN / HARDISTY	1:18.262	78	WICKETT / BENNETT	57.357	16	99	DEDMAN / LANGFOR	2:17.823	2:17.867	0.044
17	99	DEDMAN / LANGFORD	1:20.152	99	DEDMAN / LANGFORD	57.671	17	100	BLONDEEL / THYS	2:18.276	2:19.285	1.009
18	13	JONKER / SMALLEGANGE	1:20.450	13	JONKER / SMALLEGANGE	57.947	18	13	JONKER / SMALLEG	2:18.397	2:18.803	0.406
19	100	BLONDEEL / THYS	1:20.947				19	67	WARNER / DAWKINS			

PERFECT LAP 1:49.106

International Sidecar Revival Meeting @ Cadwell Park

Camathias Cup Sidecars - Handicap Race

RACE 8 - STATISTICS

Competitors Started	19
Planned Start	2024-08-04 @ 14:00:00.000
Actual Start	2024-08-04 @ 14:48:48.945
Finish Time	2024-08-04 @ 14:59:59.809
Track Length	2.1800mi.
Total Laps	91
Total Distance Covered	198.3817mi.

Session Fastest Lap History

NO	CL	NAME	LAP TIME	TIME OF DAY	LAP	VEHICLE
84	Upto	CAVEY / WILLIAMS	2:16.551	14:53:30.843	2	Triumph Fiddaman Sidecar
39	Upto	SALTER / van BERCKEL	2:14.916	14:53:31.576	2	Norton Commando
5	Over	A.LEWIS / P.LEWIS	2:04.258	14:53:47.987	2	Bellas Nourish
17	Over	WALTERS / THOMAS	2:00.827	14:54:12.496	2	Belas Honda CB750
46	Over	NOURISH / JOHNSON	2:00.222	14:54:12.630	2	Nourish Weslake
72	Over	G.REICHMUTH / Z.REICHMUTH	1:59.406	14:54:14.025	2	MRE Ducati
8	Over	PERKINS / NICKELS	1:51.169	14:54:21.015	2	JPR Roland DKW 750
9	Over	FENWICK / KNAPTON	1:49.972	14:54:32.987	2	KCR BMW-Moorspeed
9	Over	FENWICK / KNAPTON	1:49.726	14:56:22.713	3	KCR BMW-Moorspeed

Session Leader History

NO	CL	NAME	FROM LAP	LAPS LED	DISTANCE	VEHICLE
84	Upto	CAVEY / WILLIAMS	1	2	4.36 miles	Triumph Fiddaman Sidecar
39	Upto	SALTER / van BERCKEL	3	1	2.18 miles	Norton Commando
5	Over	A.LEWIS / P.LEWIS	4	2	4.36 miles	Bellas Nourish

Flag History

TYPE	TIME OF DAY
GREEN	14:48:48.945
FINISH	14:59:59.809

Flag Statistics

TYPE	COUNT	TOTAL LAPS	TOTAL TIME
Green	1	5	13:56.919
Red	0	0	0.000
Safety Car	0	0	0.000
FCY	0	0	0.000

International Sidecar Revival Meeting @ Cadwell Park

Camathias Cup Sidecars - Handicap Race

RACE 8 - STATISTICS

CLASS : Over

9 Starters

Fastest Lap History

NO	NAME	LAP TIME	TIME OF DAY	LAP	VEHICLE
5	A.LEWIS / P.LEWIS	2:04.258	14:53:47.987	2	Bellas Nourish
17	WALTERS / THOMAS	2:00.827	14:54:12.496	2	Belas Honda CB750
46	NOURISH / JOHNSON	2:00.222	14:54:12.630	2	Nourish Weslake
72	G.REICHMUTH / Z.REICHMUTH	1:59.406	14:54:14.025	2	MRE Ducati
8	PERKINS / NICKELS	1:51.169	14:54:21.015	2	JPR Roland DKW 750
9	FENWICK / KNAPTON	1:49.972	14:54:32.987	2	KCR BMW-Moorspeed
9	FENWICK / KNAPTON	1:49.726	14:56:22.713	3	KCR BMW-Moorspeed

Leader History

NO	NAME	FROM LAP	LAPS LED	DISTANCE	VEHICLE
5	A.LEWIS / P.LEWIS	1	5	10.90 miles	Bellas Nourish

International Sidecar Revival Meeting @ Cadwell Park

Camathias Cup Sidecars - Handicap Race

RACE 8 - STATISTICS

CLASS : Upto

10 Starters

Fastest Lap History

NO	NAME	LAP TIME	TIME OF DAY	LAP	VEHICLE
84	CAVEY / WILLIAMS	2:16.551	14:53:30.843	2	Triumph Fiddaman Sidecar
39	SALTER / van BERCKEL	2:14.916	14:53:31.576	2	Norton Commando
48	BEENS / ARENDS	2:05.664	14:53:52.185	2	Norton Sidecar
56	VERMEULEN / KLINKER	1:51.323	14:54:31.185	2	Triumph Bonneville
56	VERMEULEN / KLINKER	1:50.859	14:56:22.043	3	Triumph Bonneville

Leader History

NO	NAME	FROM LAP	LAPS LED	DISTANCE	VEHICLE
84	CAVEY / WILLIAMS	1	2	4.36 miles	Triumph Fiddaman Sidecar
39	SALTER / van BERCKEL	3	2	4.36 miles	Norton Commando
48	BEENS / ARENDS	5	1	2.18 miles	Norton Sidecar



FSRA 1st CALL REFRIGERAION PRE-INJECTION SIDE CAR CHAMPIONSHIP & BRITISH HISTORIC BEARS SIDECARS



BMCRC International Sidecar Revival
Cadwell Park
3rd / 4th August 2024

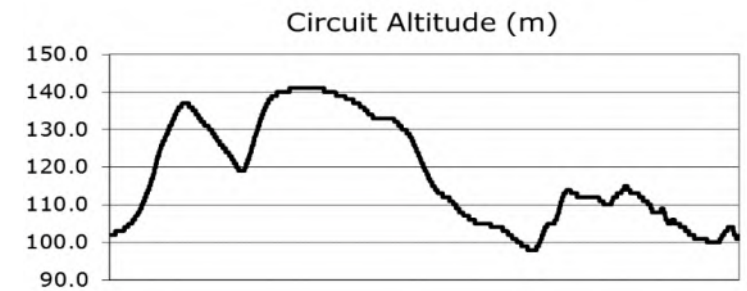
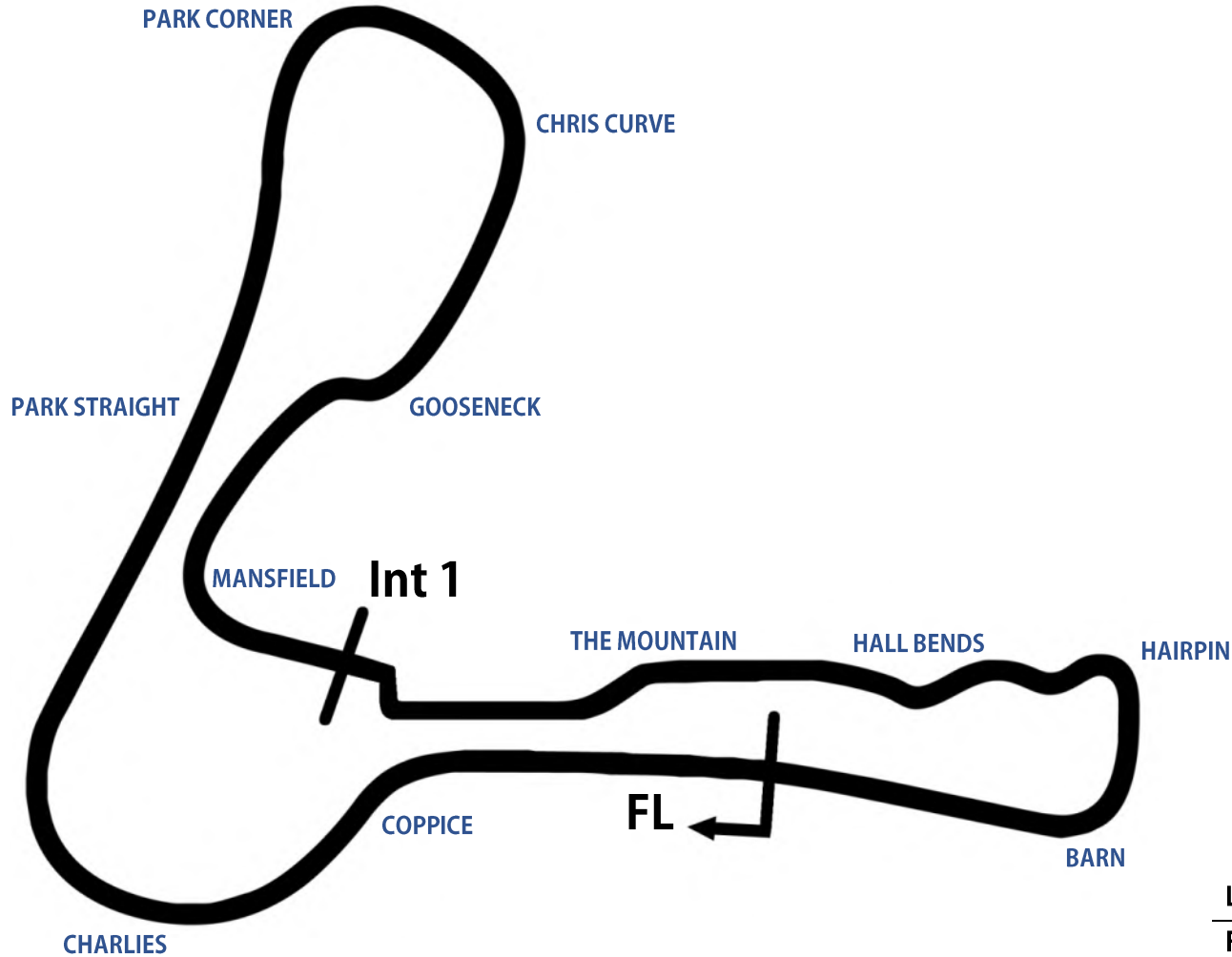


Timing & Results Provided by Timing Solutions Ltd

www.tsl-timing.com

Cadwell Park Circuit

Louth, Lincolnshire, UK



Length	2.1800 miles 3.508 km 3508.4m		
FL		53.31024 N	0.05940 W
Int 1	2330m	53.30708 N	0.06270 W
Pit Entry	3427m	53.31103 N	0.05889 W
Pit Exit	0m after FL	53.31030 N	0.05940 W
Pit Entry - Pit Exit	92m, 6.6s @ 50kph, 5.5s @ 60kph		

International Sidecar Revival Meeting @ Cadwell Park

British Historic Bears Sidecars

QUALIFYING - CLASSIFICATION



POS	NO	CL	PIC	NAME	ENTRY	TIME	ON	LAPS	GAP	DIFF	MPH
1	125	Bears	1	WHITAKER / HOLROYD	BMW K100 -	2:12.298	2	3			59.32
2	74	Bears	2	McCain / SCAWTHORN	BMW K100 - Handcrafted Joints	2:13.193	6	6	0.895	0.895	58.92
3	2	Bears	3	KEMP / AUSTIN	Moto Guzzi Le Mans -	2:13.545	2	2	1.247	0.352	58.76
4	91	Bears	4	DOWNES / OSTERHOLZER	BMW K100 - Morris Vermaport Lifts	2:23.636	1	2	11.338	10.091	54.63
5	92	Bears	5	ROOME / WARNER	BMW K100 -	2:32.189	2	5	19.891	8.553	51.56
6	96	Bears	6	WILKINS / FRASER	BMW K100 -	2:36.440	2	4	24.142	4.251	50.16

Weather / Track : Rain / Damp

Date: 03/08/2024 Start: 09:52 Finish: 10:07

These results are provisional until the conclusion of any judicial and technical matters.

Cadwell Park: 2.1800 miles

Clerk Of Course:

Tony MacBride

Stewards:

Timekeeper:

Richard Evans



Results can be found at www.tsl-timing.com

Printed - 10:11 Saturday, 03 August 2024



International Sidecar Revival Meeting @ Cadwell Park

British Historic Bears Sidecars

QUALIFYING - SECTOR ANALYSIS



SECTOR 1 = FL to I1, SECTOR 2 = I1 to FL, DIFF = Difference To Personal Best Lap, P = Crossed Finish Line in Pit Lane, D = Time Disallowed

P1		125 Bears		WHITAKER / HOLROYD		BMW K100 -	
IDEAL LAP TIME : 2:11.795		BEST LAP TIME : 2:12.298		DIFFERENCE : 0.503			
LAP	SECTOR 1	SECTOR 2	LAP TIME	MPH	DIFF	TIME OF DAY	
1 -	1:19.650	55.618	2:15.268 (3)	58.01	2.970	09:55:27.092	
2 -	1:16.177	56.121	2:12.298 (1)	59.32		09:57:39.390	
3 -	1:17.974	56.368	2:14.342 (2)	58.41	2.044	09:59:53.732	

P2		74 Bears		McCAIN / SCAWTHORN		BMW K100 - Handcrafted Joints	
IDEAL LAP TIME : 2:13.086		BEST LAP TIME : 2:13.193		DIFFERENCE : 0.107			
LAP	SECTOR 1	SECTOR 2	LAP TIME	MPH	DIFF	TIME OF DAY	
1 -	1:24.302	57.236	2:21.538	55.44	8.345	09:55:34.702	
2 -	1:16.611	56.718	2:13.329 (2)	58.86	0.136	09:57:48.031	
3 -	1:18.804	1:10.546	2:29.350	52.54	16.157	10:00:17.381	
4 -	1:17.608	57.680	2:15.288 (3)	58.01	2.095	10:02:32.669	
5 -	1:17.733	57.697	2:15.430	57.94	2.237	10:04:48.099	
6 -	1:16.718	56.475	2:13.193 (1)	58.92		10:07:01.292	

P3		2 Bears		KEMP / AUSTIN		Moto Guzzi Le Mans -	
IDEAL LAP TIME : 2:13.545		BEST LAP TIME : 2:13.545		DIFFERENCE : 0.000			
LAP	SECTOR 1	SECTOR 2	LAP TIME	MPH	DIFF	TIME OF DAY	
1 -	1:23.175	56.706	2:19.881 (2)	56.10	6.336	09:55:32.057	
2 -	1:18.012	55.533	2:13.545 (1)	58.76		09:57:45.602	

P4		91 Bears		DOWNES / OSTERHOLZER		BMW K100 - Morris Vermaport Lifts	
IDEAL LAP TIME : 2:21.384		BEST LAP TIME : 2:23.636		DIFFERENCE : 2.252			
LAP	SECTOR 1	SECTOR 2	LAP TIME	MPH	DIFF	TIME OF DAY	
1 -	1:23.764	59.872	2:23.636 (1)	54.63		09:55:47.238	
2 -	1:21.512	1:23.288	2:44.800 (2)	47.62	21.164	09:58:32.038	

P5		92 Bears		ROOME / WARNER		BMW K100 -	
IDEAL LAP TIME : 2:31.404		BEST LAP TIME : 2:32.189		DIFFERENCE : 0.785			
LAP	SECTOR 1	SECTOR 2	LAP TIME	MPH	DIFF	TIME OF DAY	
1 -	1:29.746	1:02.815	2:32.561 (2)	51.44	0.372	09:55:50.064	
2 -	1:28.589	1:03.600	2:32.189 (1)	51.56		09:58:22.253	
3 -	1:33.908	1:04.292	2:38.200	49.60	6.011	10:01:00.453	
4 -	1:32.600	1:03.414	2:36.014	50.30	3.825	10:03:36.467	
5 -	1:30.338	1:03.669	2:34.007 (3)	50.95	1.818	10:06:10.474	

P6		96 Bears		WILKINS / FRASER		BMW K100 -	
IDEAL LAP TIME : 2:36.440		BEST LAP TIME : 2:36.440		DIFFERENCE : 0.000			
LAP	SECTOR 1	SECTOR 2	LAP TIME	MPH	DIFF	TIME OF DAY	
1 -	1:35.052	1:06.765	2:41.817 (2)	48.49	5.377	09:56:05.857	
2 -	1:31.409	1:05.031	2:36.440 (1)	50.16		09:58:42.297	
3 -	1:35.806	1:06.882	2:42.688 (3)	48.23	6.248	10:01:24.985	
4 -	1:38.996	1:09.767	2:48.763	46.50	12.323	10:04:13.748	

International Sidecar Revival Meeting @ Cadwell Park

British Historic Bears Sidecars

QUALIFYING - BEST SECTORS

SECTOR 1			SECTOR 2			IDEAL / BEST COMPARISON						
POS	NO	NAME	TIME	NO	NAME	TIME	POS	NO	NAME	IDEAL	BEST	DIFF
1	125	WHITAKER / HOLROYD	1:16.177	2	KEMP / AUSTIN	55.533	1	125	WHITAKER / HOLROYD	2:11.795	2:12.298	0.503
2	74	McCAIN / SCAWTHORN	1:16.611	125	WHITAKER / HOLROYD	55.618	2	74	McCAIN / SCAWTHORN	2:13.086	2:13.193	0.107
3	2	KEMP / AUSTIN	1:18.012	74	McCAIN / SCAWTHORN	56.475	3	2	KEMP / AUSTIN	2:13.545	2:13.545	0.000
4	91	DOWNES / OSTERHOLZER	1:21.512	91	DOWNES / OSTERHOLZER	59.872	4	91	DOWNES / OSTERHOLZER	2:21.384	2:23.636	2.252
5	92	ROOME / WARNER	1:28.589	92	ROOME / WARNER	1:02.815	5	92	ROOME / WARNER	2:31.404	2:32.189	0.785
6	96	WILKINS / FRASER	1:31.409	96	WILKINS / FRASER	1:05.031	6	96	WILKINS / FRASER	2:36.440	2:36.440	0.000

PERFECT LAP 2:11.710

International Sidecar Revival Meeting @ Cadwell Park

British Historic Bears Sidecars

QUALIFYING - STATISTICS

Competitors Started 6
Planned Start 2024-08-03 @ 09:36:00.000
Actual Start 2024-08-03 @ 09:52:22.585
Finish Time 2024-08-03 @ 10:07:24.299
Track Length 2.1800mi.
Total Laps 22
Total Distance Covered 47.9604mi.

Session Fastest Lap History

NO	CL	NAME	LAP TIME	TIME OF DAY	LAP	VEHICLE
125	Bears	WHITAKER / HOLROYD	2:15.268	09:55:27.108	1	BMW K100
125	Bears	WHITAKER / HOLROYD	2:12.298	09:57:39.406	2	BMW K100

Flag History

TYPE	TIME OF DAY
GREEN	09:52:22.585
FINISH	10:07:24.299

Flag Statistics

TYPE	COUNT	TOTAL LAPS	TOTAL TIME
Green	1	6	16:46.488
Red	0	0	0.000
Safety Car	0	0	0.000
FCY	0	0	0.000

International Sidecar Revival Meeting @ Cadwell Park

British Historic Bears Sidecars

QUALIFYING - STATISTICS

CLASS : Bears

6 Starters

Fastest Lap History

NO	NAME	LAP TIME	TIME OF DAY	LAP	VEHICLE
125	WHITAKER / HOLROYD	2:15.268	09:55:27.108	1	BMW K100
125	WHITAKER / HOLROYD	2:12.298	09:57:39.406	2	BMW K100



International Sidecar Revival Meeting @ Cadwell Park

FSRA 1st Call Refrigeration Pre-Injection Sidecars

QUALIFYING - CLASSIFICATION

POS	NO	CL	PIC	NAME	ENTRY	TIME	ON	LAPS	GAP	DIFF	MPH
1	9	F1	1	FAIRHURST / ANDREWS	Kawasaki ZX9R - Image in Vinyl	2:13.185	3	4			58.92
2	128	F1	2	HORTON / DAVIES	- Wintec Racing	2:15.714	3	3	2.529	2.529	57.82
3	56	F2	1	GILROY / OLDROYD	Yamaha Thundercay - 1st Call Refrigeration	2:17.643	2	3	4.458	1.929	57.01
4	97	F2	2	DAWSON / LISSAMAN	Derbyshire Yamaha - Dawson Classic Motorcycles	2:18.163	2	2	4.978	0.520	56.80
5	25	F2	3	BINGHAM / FAIRHURST	Shelbourne Suzuki - AB Paintworx	2:18.866	2	5	5.681	0.703	56.51
6	54	F1	3	QUIRK / REEVES	Bellas Vincent - Quirk's Classics	2:19.246	5	6	6.061	0.380	56.36
7	11	F1	4	McVEY / ROONEY	Derbyshire Suzuki -	2:20.899	4	4	7.714	1.653	55.69
8	14	F1	5	FAIRHURST / BURNS	Yamaha F1 - MRB Fencing Doncaster	2:21.430	3	4	8.245	0.531	55.49
9	181	F1	6	TIBBLES / GREENWOOD	FJ Yamaha -	2:23.615	3	3	10.430	2.185	54.64
10	73	F1	7	CRAWFORD / BAXTER	Windle Yamaha -	2:24.532	4	5	11.347	0.917	54.29
11	127	F1	8	McMAHON / RANSON	Shelbourne Suzuki -	2:25.125	3	5	11.940	0.593	54.07
12	4	F2	4	WILLIAMS / PARRY	Sidecar F2 -	2:26.659	3	5	13.474	1.534	53.51
13	52	F2	5	NOBLE / CAIGER	Hayes F2 - Power Tool Rentals	2:27.833	2	3	14.648	1.174	53.08
14	167	F1	9	PETTMAN / MOSS	Baker Yamaha - Wesso Racing	2:29.942	2	3	16.757	2.109	52.34
15	98	F1	10	WHEATLEY / WHEATLEY	Ireson Yamaha - Peter Wheatley	2:31.006	2	3	17.821	1.064	51.97
16	908	F2	6	SAVILLE / WOOLCOTT	Sidecar Honda -	2:32.455	3	4	19.270	1.449	51.47
17	32	F2	7	KNIGHT / KNIGHT	Yamaha Thundercat -	2:37.472	3	3	24.287	5.017	49.83
18	71	F2	8	BANISTER / PORTER	MRE Suzuki - Fine Cut Developments	2:39.361	2	3	26.176	1.889	49.24
19	156	F2	9	TYRRELL / THOMAS	Baker Thundercat - MDD Mobile Digital Displays	2:48.731	2	2	35.546	9.370	46.51
20	16	F2	10	SALLEH / ANDREWS	Ireson Thundercat -			0			

Weather / Track : Rain / Wet

Date: 03/08/2024 Start: 10:09 Finish: 10:24

These results are provisional until the conclusion of any judicial and technical matters.

Cadwell Park: 2.1800 miles

Clerk Of Course:

Tony MacBride

Stewards:

Timekeeper:

Richard Evans



Results can be found at www.tsl-timing.com

Printed - 10:28 Saturday, 03 August 2024



International Sidecar Revival Meeting @ Cadwell Park

FSRA 1st Call Refrigeration Pre-Injection Sidecars

QUALIFYING - SECTOR ANALYSIS



SECTOR 1 = FL to I1, SECTOR 2 = I1 to FL, DIFF = Difference To Personal Best Lap, P = Crossed Finish Line in Pit Lane, D = Time Disallowed

P1		9 F1		FAIRHURST / ANDREWS		Kawasaki ZX9R - Image in Vinyl	
IDEAL LAP TIME : 2:13.185		BEST LAP TIME : 2:13.185		DIFFERENCE : 0.000			
LAP	SECTOR 1	SECTOR 2	LAP TIME	MPH	DIFF	TIME OF DAY	
1 -	1:23.964	1:01.301	2:25.265	54.02	12.080	10:13:10.790	
2 -	1:20.635	56.640	2:17.275 (2)	57.17	4.090	10:15:28.065	
3 -	1:17.000	56.185	2:13.185 (1)	58.92		10:17:41.250	
4 -	1:18.719	58.848	2:17.567 (3)	57.04	4.382	10:19:58.817	

P2		128 F1		HORTON / DAVIES		- Wintec Racing	
IDEAL LAP TIME : 2:15.714		BEST LAP TIME : 2:15.714		DIFFERENCE : 0.000			
LAP	SECTOR 1	SECTOR 2	LAP TIME	MPH	DIFF	TIME OF DAY	
1 -	1:23.010	58.891	2:21.901 (3)	55.30	6.187	10:13:07.577	
2 -	1:22.645	57.094	2:19.739 (2)	56.16	4.025	10:15:27.316	
3 -	1:19.413	56.301	2:15.714 (1)	57.82		10:17:43.030	

P3		56 F2		GILROY / OLDROYD		Yamaha Thundercay - 1st Call Refrigeration	
IDEAL LAP TIME : 2:17.392		BEST LAP TIME : 2:17.643		DIFFERENCE : 0.251			
LAP	SECTOR 1	SECTOR 2	LAP TIME	MPH	DIFF	TIME OF DAY	
1 -	1:24.413	56.105	2:20.518 (3)	55.85	2.875	10:12:38.917	
2 -	1:21.440	56.203	2:17.643 (1)	57.01		10:14:56.560	
3 -	1:22.299	55.952	2:18.251 (2)	56.76	0.608	10:17:14.811	

P4		97 F2		DAWSON / LISSAMAN		Derbyshire Yamaha - Dawson Classic Motorcycles	
IDEAL LAP TIME : 2:16.636		BEST LAP TIME : 2:18.163		DIFFERENCE : 1.527			
LAP	SECTOR 1	SECTOR 2	LAP TIME	MPH	DIFF	TIME OF DAY	
1 -	1:21.982	57.578	2:19.560 (2)	56.23	1.397	10:12:50.574	
2 -	1:19.058	59.105	2:18.163 (1)	56.80		10:15:08.737	

P5		25 F2		BINGHAM / FAIRHURST		Shelbourne Suzuki - AB Paintworx	
IDEAL LAP TIME : 2:18.716		BEST LAP TIME : 2:18.866		DIFFERENCE : 0.150			
LAP	SECTOR 1	SECTOR 2	LAP TIME	MPH	DIFF	TIME OF DAY	
1 -	1:20.593	59.048	2:19.641 (2)	56.20	0.775	10:13:59.180	
2 -	1:20.155	58.711	2:18.866 (1)	56.51		10:16:18.046	
3 -	1:20.005	59.896	2:19.901 (3)	56.09	1.035	10:18:37.947	
4 -	1:26.095	58.925	2:25.020	54.11	6.154	10:21:02.967	
5 -	1:27.083	59.120	2:26.203	53.67	7.337	10:23:29.170	

P6		54 F1		QUIRK / REEVES		Bellas Vincent - Quirk's Classics	
IDEAL LAP TIME : 2:18.792		BEST LAP TIME : 2:19.246		DIFFERENCE : 0.454			
LAP	SECTOR 1	SECTOR 2	LAP TIME	MPH	DIFF	TIME OF DAY	
1 -	1:25.901	1:00.909	2:26.810	53.45	7.564	10:13:59.035	
2 -	1:22.408	1:02.594	2:25.002	54.12	5.756	10:16:24.037	
3 -	1:23.276	59.738	2:23.014	54.87	3.768	10:18:47.051	
4 -	1:21.743	59.826	2:21.569 (3)	55.43	2.323	10:21:08.620	
5 -	1:20.316	58.930	2:19.246 (1)	56.36		10:23:27.866	
6 -	1:22.297	58.476	2:20.773 (2)	55.74	1.527	10:25:48.639	

P7		11 F1		McVEY / ROONEY		Derbyshire Suzuki -	
IDEAL LAP TIME : 2:20.899		BEST LAP TIME : 2:20.899		DIFFERENCE : 0.000			
LAP	SECTOR 1	SECTOR 2	LAP TIME	MPH	DIFF	TIME OF DAY	
1 -	1:32.477	1:01.468	2:33.945	50.97	13.046	10:13:10.408	
2 -	1:26.667	1:00.706	2:27.373 (3)	53.25	6.474	10:15:37.781	
3 -	1:23.569	59.591	2:23.160 (2)	54.82	2.261	10:18:00.941	
4 -	1:22.679	58.220	2:20.899 (1)	55.69		10:20:21.840	

International Sidecar Revival Meeting @ Cadwell Park

FSRA 1st Call Refrigeration Pre-Injection Sidecars

QUALIFYING - SECTOR ANALYSIS



SECTOR 1 = FL to I1, SECTOR 2 = I1 to FL, DIFF = Difference To Personal Best Lap, P = Crossed Finish Line in Pit Lane, D = Time Disallowed

P8		14 F1		FAIRHURST / BURNS		Yamaha F1 - MRB Fencing Doncaster	
IDEAL LAP TIME : 2:21.430		BEST LAP TIME : 2:21.430		DIFFERENCE : 0.000			
LAP	SECTOR 1	SECTOR 2	LAP TIME	MPH	DIFF	TIME OF DAY	
1 -	1:26.914	1:03.089	2:30.003 (3)	52.31	8.573	10:13:04.408	
2 -	1:23.855	59.630	2:23.485 (2)	54.69	2.055	10:15:27.893	
3 -	1:21.847	59.583	2:21.430 (1)	55.49		10:17:49.323	
4 -	1:43.271	1:01.226	2:44.497	47.70	23.067	10:20:33.820	

P9		181 F1		TIBBLES / GREENWOOD		FJ Yamaha -	
IDEAL LAP TIME : 2:23.615		BEST LAP TIME : 2:23.615		DIFFERENCE : 0.000			
LAP	SECTOR 1	SECTOR 2	LAP TIME	MPH	DIFF	TIME OF DAY	
1 -	1:31.833	1:03.875	2:35.708 (3)	50.40	12.093	10:13:04.106	
2 -	1:30.989	1:02.182	2:33.171 (2)	51.23	9.556	10:15:37.277	
3 -	1:23.068	1:00.547	2:23.615 (1)	54.64		10:18:00.892	

P10		73 F1		CRAWFORD / BAXTER		Windle Yamaha -	
IDEAL LAP TIME : 2:24.511		BEST LAP TIME : 2:24.532		DIFFERENCE : 0.021			
LAP	SECTOR 1	SECTOR 2	LAP TIME	MPH	DIFF	TIME OF DAY	
1 -	1:33.897	1:04.225	2:38.122	49.63	13.590	10:15:06.888	
2 -	1:30.015	1:05.222	2:35.237 (3)	50.55	10.705	10:17:42.125	
3 -	1:34.327	1:03.914	2:38.241	49.59	13.709	10:20:20.366	
4 -	1:21.949	1:02.583	2:24.532 (1)	54.29		10:22:44.898	
5 -	1:24.485	1:02.562	2:27.047 (2)	53.37	2.515	10:25:11.945	

P11		127 F1		McMAHON / RANSON		Shelbourne Suzuki -	
IDEAL LAP TIME : 2:24.139		BEST LAP TIME : 2:25.125		DIFFERENCE : 0.986			
LAP	SECTOR 1	SECTOR 2	LAP TIME	MPH	DIFF	TIME OF DAY	
1 -	1:31.673	1:01.547	2:33.220	51.22	8.095	10:13:19.703	
2 -	1:25.972	1:00.434	2:26.406 (2)	53.60	1.281	10:15:46.109	
3 -	1:25.213	59.912	2:25.125 (1)	54.07		10:18:11.234	
4 -	1:30.706	58.926	2:29.632 (3)	52.44	4.507	10:20:40.866	
5 -	1:30.917	1:01.314	2:32.231	51.55	7.106	10:23:13.097	

P12		4 F2		WILLIAMS / PARRY		Sidecar F2 -	
IDEAL LAP TIME : 2:26.659		BEST LAP TIME : 2:26.659		DIFFERENCE : 0.000			
LAP	SECTOR 1	SECTOR 2	LAP TIME	MPH	DIFF	TIME OF DAY	
1 -	1:33.291	1:02.032	2:35.323	50.52	8.664	10:13:50.814	
2 -	1:29.237	1:03.111	2:32.348 (3)	51.51	5.689	10:16:23.162	
3 -	1:26.470	1:00.189	2:26.659 (1)	53.51		10:18:49.821	
4 -	1:27.227	1:02.057	2:29.284 (2)	52.57	2.625	10:21:19.105	
5 -	1:30.704	1:04.025	2:34.729	50.72	8.070	10:23:53.834	

P13		52 F2		NOBLE / CAIGER		Hayes F2 - Power Tool Rentals	
IDEAL LAP TIME : 2:27.833		BEST LAP TIME : 2:27.833		DIFFERENCE : 0.000			
LAP	SECTOR 1	SECTOR 2	LAP TIME	MPH	DIFF	TIME OF DAY	
1 -	1:38.201	1:01.890	2:40.091 (3)	49.02	12.258	10:13:25.452	
2 -	1:26.747	1:01.086	2:27.833 (1)	53.08		10:15:53.285	
3 -	1:27.118	1:05.025	2:32.143 (2)	51.58	4.310	10:18:25.428	

P14		167 F1		PETTMAN / MOSS		Baker Yamaha - Wesso Racing	
IDEAL LAP TIME : 2:29.942		BEST LAP TIME : 2:29.942		DIFFERENCE : 0.000			
LAP	SECTOR 1	SECTOR 2	LAP TIME	MPH	DIFF	TIME OF DAY	
1 -	1:28.196	1:03.057	2:31.253 (2)	51.88	1.311	10:17:05.714	
2 -	1:27.835	1:02.107	2:29.942 (1)	52.34		10:19:35.656	
3 -	1:31.278	1:04.770	2:36.048 (3)	50.29	6.106	10:22:11.704	

International Sidecar Revival Meeting @ Cadwell Park

FSRA 1st Call Refrigeration Pre-Injection Sidecars

QUALIFYING - SECTOR ANALYSIS



SECTOR 1 = FL to I1, SECTOR 2 = I1 to FL, DIFF = Difference To Personal Best Lap, P = Crossed Finish Line in Pit Lane, D = Time Disallowed

P15 98 F1		WHEATLEY / WHEATLEY		Ireson Yamaha - Peter Wheatley			
IDEAL LAP TIME : 2:29.518		BEST LAP TIME : 2:31.006		DIFFERENCE : 1.488			
LAP	SECTOR 1	SECTOR 2	LAP TIME	MPH	DIFF	TIME OF DAY	
1 -	1:27.817	1:07.039	2:34.856 (2)	50.67	3.850	10:13:32.386	
2 -	1:29.305	1:01.701	2:31.006 (1)	51.97		10:16:03.392	
3 -	1:31.228	1:04.826	2:36.054 (3)	50.29	5.048	10:18:39.446	

P16 908 F2		SAVILLE / WOOLCOTT		Sidecar Honda -			
IDEAL LAP TIME : 2:30.470		BEST LAP TIME : 2:32.455		DIFFERENCE : 1.985			
LAP	SECTOR 1	SECTOR 2	LAP TIME	MPH	DIFF	TIME OF DAY	
1 -	1:31.498	1:04.841	2:36.339 (3)	50.19	3.884	10:13:03.588	
2 -	1:30.827	1:03.510	2:34.337 (2)	50.85	1.882	10:15:37.925	
3 -	1:30.498	1:01.957	2:32.455 (1)	51.47		10:18:10.380	
4 -	1:32.660	1:04.089	2:36.749	50.06	4.294	10:20:47.129	

P17 32 F2		KNIGHT / KNIGHT		Yamaha Thundercat -			
IDEAL LAP TIME : 2:37.018		BEST LAP TIME : 2:37.472		DIFFERENCE : 0.454			
LAP	SECTOR 1	SECTOR 2	LAP TIME	MPH	DIFF	TIME OF DAY	
1 -	1:32.979	1:04.715	2:37.694 (2)	49.76	0.222	10:13:08.574	
2 -	1:32.470	1:05.551	2:38.021 (3)	49.66	0.549	10:15:46.595	
3 -	1:32.303	1:05.169	2:37.472 (1)	49.83		10:18:24.067	

P18 71 F2		BANISTER / PORTER		MRE Suzuki - Fine Cut Developments			
IDEAL LAP TIME : 2:38.384		BEST LAP TIME : 2:39.361		DIFFERENCE : 0.977			
LAP	SECTOR 1	SECTOR 2	LAP TIME	MPH	DIFF	TIME OF DAY	
1 -	1:34.017	1:06.150	2:40.167 (3)	48.99	0.806	10:13:20.961	
2 -	1:32.234	1:07.127	2:39.361 (1)	49.24		10:16:00.322	
3 -	1:33.772	1:06.268	2:40.040 (2)	49.03	0.679	10:18:40.362	

P19 156 F2		TYRRELL / THOMAS		Baker Thundercat - MDD Mobile Digital Displays			
IDEAL LAP TIME : 2:48.731		BEST LAP TIME : 2:48.731		DIFFERENCE : 0.000			
LAP	SECTOR 1	SECTOR 2	LAP TIME	MPH	DIFF	TIME OF DAY	
1 -	1:40.542	1:10.890	2:51.432 (2)	45.77	2.701	10:13:33.591	
2 -	1:40.278	1:08.453	2:48.731 (1)	46.51		10:16:22.322	

International Sidecar Revival Meeting @ Cadwell Park

FSRA 1st Call Refrigeration Pre-Injection Sidecars

QUALIFYING - BEST SECTORS

SECTOR 1			SECTOR 2			IDEAL / BEST COMPARISON						
POS	NO	NAME	TIME	NO	NAME	TIME	POS	NO	NAME	IDEAL	BEST	DIFF
									PERFECT LAP	2:12.952		
1	9	FAIRHURST / ANDREWS	1:17.000	56	GILROY / OLDROYD	55.952	1	9	FAIRHURST / ANDRE	2:13.185	2:13.185	0.000
2	97	DAWSON / LISSAMAN	1:19.058	9	FAIRHURST / ANDREWS	56.185	2	128	HORTON / DAVIES	2:15.714	2:15.714	0.000
3	128	HORTON / DAVIES	1:19.413	128	HORTON / DAVIES	56.301	3	97	DAWSON / LISSAMAN	2:16.636	2:18.163	1.527
4	25	BINGHAM / FAIRHURST	1:20.005	97	DAWSON / LISSAMAN	57.578	4	56	GILROY / OLDROYD	2:17.392	2:17.643	0.251
5	54	QUIRK / REEVES	1:20.316	11	McVEY / ROONEY	58.220	5	25	BINGHAM / FAIRHUR	2:18.716	2:18.866	0.150
6	56	GILROY / OLDROYD	1:21.440	54	QUIRK / REEVES	58.476	6	54	QUIRK / REEVES	2:18.792	2:19.246	0.454
7	14	FAIRHURST / BURNS	1:21.847	25	BINGHAM / FAIRHURST	58.711	7	11	McVEY / ROONEY	2:20.899	2:20.899	0.000
8	73	CRAWFORD / BAXTER	1:21.949	127	McMAHON / RANSON	58.926	8	14	FAIRHURST / BURNS	2:21.430	2:21.430	0.000
9	11	McVEY / ROONEY	1:22.679	14	FAIRHURST / BURNS	59.583	9	181	TIBBLES / GREENWC	2:23.615	2:23.615	0.000
10	181	TIBBLES / GREENWOOD	1:23.068	4	WILLIAMS / PARRY	1:00.189	10	127	McMAHON / RANSON	2:24.139	2:25.125	0.986
11	127	McMAHON / RANSON	1:25.213	181	TIBBLES / GREENWOOD	1:00.547	11	73	CRAWFORD / BAXTE	2:24.511	2:24.532	0.021
12	4	WILLIAMS / PARRY	1:26.470	52	NOBLE / CAIGER	1:01.086	12	4	WILLIAMS / PARRY	2:26.659	2:26.659	0.000
13	52	NOBLE / CAIGER	1:26.747	98	WHEATLEY / WHEATLEY	1:01.701	13	52	NOBLE / CAIGER	2:27.833	2:27.833	0.000
14	98	WHEATLEY / WHEATLEY	1:27.817	908	SAVILLE / WOOLCOTT	1:01.957	14	98	WHEATLEY / WHEAT	2:29.518	2:31.006	1.488
15	167	PETTMAN / MOSS	1:27.835	167	PETTMAN / MOSS	1:02.107	15	167	PETTMAN / MOSS	2:29.942	2:29.942	0.000
16	908	SAVILLE / WOOLCOTT	1:28.513	73	CRAWFORD / BAXTER	1:02.562	16	908	SAVILLE / WOOLCOT	2:30.470	2:32.455	1.985
17	71	BANISTER / PORTER	1:32.234	32	KNIGHT / KNIGHT	1:04.715	17	32	KNIGHT / KNIGHT	2:37.018	2:37.472	0.454
18	32	KNIGHT / KNIGHT	1:32.303	71	BANISTER / PORTER	1:06.150	18	71	BANISTER / PORTER	2:38.384	2:39.361	0.977
19	156	TYRRELL / THOMAS	1:40.278	156	TYRRELL / THOMAS	1:08.453	19	156	TYRRELL / THOMAS	2:48.731	2:48.731	0.000

20

International Sidecar Revival Meeting @ Cadwell Park

FSRA 1st Call Refrigeration Pre-Injection Sidecars

QUALIFYING - STATISTICS

Competitors Started 20
Planned Start 2024-08-03 @ 09:54:00.000
Actual Start 2024-08-03 @ 10:09:22.051
Finish Time 2024-08-03 @ 10:24:24.013
Track Length 2.1800mi.
Total Laps 70
Total Distance Covered 152.6013mi.

Session Fastest Lap History

NO	CL	NAME	LAP TIME	TIME OF DAY	LAP	VEHICLE
56	F2	GILROY / OLDROYD	2:20.518	10:12:38.944	1	Yamaha Thundercay
97	F2	DAWSON / LISSAMAN	2:19.560	10:12:50.598	1	Derbyshire Yamaha
56	F2	GILROY / OLDROYD	2:17.643	10:14:56.587	2	Yamaha Thundercay
9	F1	FAIRHURST / ANDREWS	2:17.275	10:15:28.085	2	Kawasaki ZX9R
9	F1	FAIRHURST / ANDREWS	2:13.185	10:17:41.271	3	Kawasaki ZX9R

Flag History

TYPE	TIME OF DAY
GREEN	10:09:22.051
FINISH	10:24:24.013

Flag Statistics

TYPE	COUNT	TOTAL LAPS	TOTAL TIME
Green	1	6	18:05.672
Red	0	0	0.000
Safety Car	0	0	0.000
FCY	0	0	0.000

International Sidecar Revival Meeting @ Cadwell Park

FSRA 1st Call Refrigeration Pre-Injection Sidecars

QUALIFYING - STATISTICS

CLASS : F1

10 Starters

Fastest Lap History

NO	NAME	LAP TIME	TIME OF DAY	LAP	VEHICLE
181	TIBBLES / GREENWOOD	2:35.708	10:13:04.130	1	FJ Yamaha
14	FAIRHURST / BURNS	2:30.003	10:13:04.436	1	Yamaha F1
128	HORTON / DAVIES	2:21.901	10:13:07.602	1	
128	HORTON / DAVIES	2:19.739	10:15:27.339	2	
9	FAIRHURST / ANDREWS	2:17.275	10:15:28.085	2	Kawasaki ZX9R
9	FAIRHURST / ANDREWS	2:13.185	10:17:41.271	3	Kawasaki ZX9R

International Sidecar Revival Meeting @ Cadwell Park

FSRA 1st Call Refrigeration Pre-Injection Sidecars

QUALIFYING - STATISTICS

CLASS : F2

10 Starters

Fastest Lap History

NO	NAME	LAP TIME	TIME OF DAY	LAP	VEHICLE
56	GILROY / OLDROYD	2:20.518	10:12:38.944	1	Yamaha Thundercay
97	DAWSON / LISSAMAN	2:19.560	10:12:50.598	1	Derbyshire Yamaha
56	GILROY / OLDROYD	2:17.643	10:14:56.587	2	Yamaha Thundercay

International Sidecar Revival Meeting @ Cadwell Park
FSRA 1st Call Refrigeration Pre-Injection & Bears Sidecars
RACE 3 - GRID (6 Laps)



ROW 14	40	2:32.189	92	ROOME / WARNER	41		42	2:36.440	96	WILKINS / FRASER
ROW 13	37	2:13.545	2	KEMP / AUSTIN	38		39	2:23.636	91	DOWNES / OSTERHOLZER
ROW 12		2:12.298	125	WHITAKER / HOLROYD	35		36	2:13.193	74	McCAIN / SCAWTHORN
ROW 11										
ROW 10		2:48.731	156	TYRRELL / THOMAS	29		30		16	SALLEH / ANDREWS
ROW 9	25	2:37.472	32	KNIGHT / KNIGHT	26		27	2:39.361	71	BANISTER / PORTER
ROW 8		2:31.006	98	WHEATLEY / WHEATLEY	23		24	2:32.455	908	SAVILLE / WOOLCOTT
ROW 7	19	2:27.833	52	NOBLE / CAIGER	20		21	2:29.942	167	PETTMAN / MOSS
ROW 6		2:25.125	127	McMAHON / RANSON	17		18	2:26.659	4	WILLIAMS / PARRY
ROW 5	13	2:23.615	181	TIBBLES / GREENWOOD	14		15	2:24.532	73	CRAWFORD / BAXTER
ROW 4		2:20.899	11	McVEY / ROONEY	11		12	2:21.430	14	FAIRHURST / BURNS
ROW 3	7	2:18.866	25	BINGHAM / FAIRHURST	8		9	2:19.246	54	QUIRK / REEVES
ROW 2		2:17.643	56	GILROY / OLDROYD	5		6	2:18.163	97	DAWSON / LISSAMAN
ROW 1	1	2:13.185	9	FAIRHURST / ANDREWS	2		3	2:15.714	128	HORTON / DAVIES
				Pole						

These results are provisional until the conclusion of any judicial and technical matters.

Cadwell Park: 2.1800 miles

Clerk Of Course: <i>Tony MacBride</i>	Stewards:	Timekeeper: <i>Richard Evans</i>	
------------------------------------------	-----------	-------------------------------------	--

Results can be found at www.tsl-timing.com

Printed - 10:35 Saturday, 03 August 2024



International Sidecar Revival Meeting @ Cadwell Park

FSRA 1st Call Refrigeration Pre-Injection & Bears Sidecars



RACE 3 - CLASSIFICATION

Race Distance: 6 Laps / 13.08 miles

POS	NO	CL	PIC	NAME	ENTRY	LAPS	TIME	GAP	DIFF	MPH	BEST	ON	GRD	↑↓
1	97	F2	1	DAWSON / LISSAMAN	Derbyshire Yamaha - Dawson Classic Motorcycles	6	11:00.527			71.28	1:47.384	3	4	3
2	9	F1	1	FAIRHURST / ANDREWS	Kawasaki ZX9R - Image in Vinyl	6	11:07.033	6.506	6.506	70.59	1:48.715	3	1	-1
3	25	F2	2	BINGHAM / FAIRHURST	Shelbourne Suzuki - AB Paintworx	6	11:14.975	14.448	7.942	69.76	1:49.227	6	5	2
4	56	F2	3	GILROY / OLDROYD	Yamaha Thundercat - 1st Call Refrigeration	6	11:19.557	19.030	4.582	69.29	1:50.524	6	3	-1
5	54	F1	2	QUIRK / REEVES	Bellas Vincent - Quirk's Classics	6	11:22.407	21.880	2.850	69.00	1:51.739	2	6	1
6	14	F1	3	FAIRHURST / BURNS	Yamaha F1 - MRB Fencing Doncaster	6	11:41.562	41.035	19.155	67.11	1:53.762	2	8	2
7	32	F2	4	KNIGHT / KNIGHT	Yamaha Thundercat -	6	11:59.805	59.278	18.243	65.41	1:56.812	6	17	10
8	181	F1	4	TIBBLES / GREENWOOD	FJ Yamaha -	6	12:09.754	1:09.227	9.949	64.52	1:59.799	3	9	1
9	11	F1	5	McVEY / ROONEY	Derbyshire Suzuki -	6	12:09.909	1:09.382	0.155	64.51	1:55.950	3	7	-2
10	908	F2	5	SAVILLE / WOOLCOTT	Sidecar Honda -	6	12:13.528	1:13.001	3.619	64.19	1:59.945	2	16	6
11	4	F2	6	WILLIAMS / PARRY	Sidecar F2 -	6	12:30.245	1:29.718	16.717	62.76	2:02.320	5	12	1
12	71	F2	7	BANISTER / PORTER	MRE Suzuki - Fine Cut Developments	6	12:31.672	1:31.145	1.427	62.64	2:02.444	2	18	6
13	52	F2	8	NOBLE / CAIGER	Hayes F2 - Power Tool Rentals	6	12:32.112	1:31.585	0.440	62.60	2:01.848	3	13	0
14	125	Bears	1	WHITAKER / HOLROYD	BMW K100 -	6	12:40.355	1:39.828	8.243	61.92	1:59.238	3	21	7
15	74	Bears	2	McCAIN / SCAWTHORN	BMW K100 - Handcrafted Joints	5	11:00.849	1 Lap	1 Lap	59.37	2:03.327	2	22	7
16	2	Bears	3	KEMP / AUSTIN	Moto Guzzi Le Mans -	5	11:01.223	1 Lap	0.374	59.34	2:04.150	2	23	7
17	156	F2	9	TYRRELL / THOMAS	Baker Thundercat - MDD Mobile Digital Displays	5	11:15.520	1 Lap	14.297	58.08	2:11.436	2	19	2
18	91	Bears	4	DOWNES / OSTERHOLZER	BMW K100 - Morris Vermaport Lifts	5	11:42.685	1 Lap	27.165	55.84	2:10.924	5	24	6

NOT CLASSIFIED

DNF	92	Bears		ROOME / WARNER	BMW K100 -	3	8:04.077	3 Laps	2 Laps	48.63	2:19.246	2	25	
DNF	96	Bears		WILKINS / FRASER	BMW K100 -	2	5:33.746	4 Laps	1 Lap	47.03	2:24.828	2	26	
DNF	16	F2		SALLEH / ANDREWS	Ireson Thundercat -	2	13:38.813	4 Laps	8:05.067	19.16			20	
DNF	98	F1		WHEATLEY / WHEATLEY	Ireson Yamaha - Peter Wheatley	1	2:13.029	5 Laps	1 Lap	58.99			15	
DNF	167	F1		PETTMAN / MOSS	Baker Yamaha - Wesso Racing	0							14	

NOT STARTED

NS	127	F1		McMAHON / RANSON	Shelbourne Suzuki -								11	
----	-----	----	--	------------------	---------------------	--	--	--	--	--	--	--	----	--

FASTEST LAP

97	F2			DAWSON / LISSAMAN	Derbyshire Yamaha - Dawson Classic Motorcycles	3	1:47.384			73.08 mph			117.61 kph	
9	F1			FAIRHURST / ANDREWS	Kawasaki ZX9R - Image in Vinyl	3	1:48.715			72.18 mph			116.17 kph	
125	Bears			WHITAKER / HOLROYD	BMW K100 -	3	1:59.238			65.81 mph			105.92 kph	

Comments:

Class F2 - 92.5% of Race Speed = 65.93 mph
 Class F1 - 92.5% of Race Speed = 65.29 mph
 Class Bears - 92.5% of Race Speed = 57.27 mph

Weather / Track : Overcast / Dry

Date: 03/08/2024 Start: 14:30 Finish: 14:41
 Cadwell Park: 2.1800 miles

These results are provisional until the conclusion of any judicial and technical matters.

Clerk Of Course: <i>Tony MacBride</i>	Stewards:	Timekeeper: <i>Richard Evans</i>	
------------------------------------------	-----------	-------------------------------------	--

Results can be found at www.tsl-timing.com

Printed - 14:45 Saturday, 03 August 2024



International Sidecar Revival Meeting @ Cadwell Park

FSRA 1st Call Refrigeration Pre-Injection & Bears Sidecars

RACE 3 - LAP CHART

LAP 1 @ 14:32:07.297

NO	BEHIND	LAP TIME
9		1:56.472
97	0.745	1:57.217
54	2.948	1:59.420
25	3.739	2:00.211
56	4.185	2:00.657
14	6.022	2:02.494
181	9.607	2:06.079
32	11.737	2:08.209
908	11.788	2:08.260
4	13.761	2:10.233
16	14.042	2:10.514
71	14.880	2:11.352
98	16.557	2:13.029
52	17.175	2:13.647
11	17.342	2:13.814
156	25.515	2:21.987
125	41.449	2:37.921
74	44.953	2:41.425
2	47.292	2:43.764
91	53.661	2:50.133
92	1:01.274	2:57.746
96	1:12.446	3:08.918

156	1:14.873	2:15.362	16	4 Laps	11:28.299 P
74	1:16.558	2:05.718			
2	1:18.531	2:04.529			
91	1:44.355	2:12.575			

LAP 4 @ 14:37:32.699

NO	BEHIND	LAP TIME
97		1:47.962
9	4.472	1:50.347
25	14.229	1:52.835
56	14.817	1:52.493
54	15.525	1:54.467
14	26.310	1:56.928
92	1 Lap	2:47.085
32	42.630	1:58.301
181	45.632	2:00.297
908	46.971	1:59.947
11	51.755	2:04.393
52	1:02.250	2:03.967
4	1:02.405	2:04.652
71	1:02.479	2:06.847
125	1:15.894	2:00.383
74	1:33.076	2:04.480
2	1:34.765	2:04.196
156	1:40.545	2:13.634

LAP 2 @ 14:33:57.353

NO	BEHIND	LAP TIME
97		1:49.311
9	0.756	1:50.812
54	4.631	1:51.739
25	5.376	1:51.693
56	6.018	1:51.889
14	9.728	1:53.762
181	20.882	2:01.331
32	21.237	1:59.556
908	21.677	1:59.945
11	26.758	1:59.472
71	27.268	2:02.444
4	28.124	2:04.419
52	31.781	2:04.662
156	46.895	2:11.436
125	51.619	2:00.226
74	58.224	2:03.327
2	1:01.386	2:04.150
91	1:19.164	2:15.559
92	1:30.464	2:19.246
96	1:47.218	2:24.828

LAP 5 @ 14:39:21.931

NO	BEHIND	LAP TIME
97		1:49.232
9	4.661	1:49.421
25	14.642	1:49.645
56	17.927	1:52.342
54	19.224	1:52.931
91	1 Lap	2:13.494
14	33.756	1:56.678
32	51.887	1:58.489
181	56.967	2:00.567
908	1:00.721	2:02.982
11	1:00.860	1:58.337
4	1:15.493	2:02.320
71	1:17.706	2:04.459
52	1:18.041	2:05.023
125	1:28.584	2:01.922

LAP 3 @ 14:35:44.737

NO	BEHIND	LAP TIME
97		1:47.384
9	2.087	1:48.715
54	9.020	1:51.773
25	9.356	1:51.364
56	10.286	1:51.652
14	17.344	1:55.000
32	32.291	1:58.438
181	33.297	1:59.799
908	34.986	2:00.693
11	35.324	1:55.950
71	43.594	2:03.710
4	45.715	2:04.975
52	46.245	2:01.848
125	1:03.473	1:59.238

LAP 6 @ 14:41:11.352

NO	BEHIND	LAP TIME
97		1:49.421
74	1 Lap	2:05.899
2	1 Lap	2:04.584
9	6.506	1:51.266
25	14.448	1:49.227
156	1 Lap	2:13.101
56	19.030	1:50.524
54	21.880	1:52.077
14	41.035	1:56.700
91	1 Lap	2:10.924
32	59.278	1:56.812
181	1:09.227	2:01.681
11	1:09.382	1:57.943
908	1:13.001	2:01.701
4	1:29.718	2:03.646
71	1:31.145	2:02.860
52	1:31.585	2:02.965
125	1:39.828	2:00.665

Weather / Track : Overcast / Dry

Results can be found at www.tsl-timing.com

Cadwell Park: 2.1800 miles
Date: 03/08/2024 Start: 14:30 Finish: 14:41

Printed - 14:45 Saturday, 03 August 2024

International Sidecar Revival Meeting @ Cadwell Park

FSRA 1st Call Refrigeration Pre-Injection & Bears Sidecars

RACE 3 - POSITION CHART

No	Name	Lap Pos	Lap					
			1	2	3	4	5	6
9	FAIRHURST / ANDREW	1	9	97	97	97	97	97
56	GILROY / OLDROYD	2	97	9	9	9	9	9
97	DAWSON / LISSAMAN	3	54	54	54	25	25	25
25	BINGHAM / FAIRHURST	4	25	25	25	56	56	56
54	QUIRK / REEVES	5	56	56	56	54	54	54
11	McVEY / ROONEY	6	14	14	14	14	14	14
14	FAIRHURST / BURNS	7	181	181	32	32	32	32
181	TIBBLES / GREENWOOD	8	32	32	181	181	181	181
127	McMAHON / RANSON	9	908	908	908	908	908	11
4	WILLIAMS / PARRY	10	4	11	11	11	11	908
52	NOBLE / CAIGER	11	16	71	71	52	4	4
167	PETTMAN / MOSS	12	71	4	4	4	71	71
98	WHEATLEY / WHEATLEY	13	98	52	52	71	52	52
908	SAVILLE / WOOLCOTT	14	52	156	125	125	125	125
32	KNIGHT / KNIGHT	15	11	125	156	74	74	
71	BANISTER / PORTER	16	156	74	74	2	2	
156	TYRRELL / THOMAS	17	125	2	2	156	156	
16	SALLEH / ANDREWS	18	74	91	91	91	91	
125	WHITAKER / HOLROYD	19	2	92	92			
74	McCAIN / SCAWTHORN	20	91	96				
2	KEMP / AUSTIN	21	92	16				
91	DOWNES / OSTERHOLM	22	96					
92	ROOME / WARNER	23						
96	WILKINS / FRASER	24						

International Sidecar Revival Meeting @ Cadwell Park

FSRA 1st Call Refrigeration Pre-Injection & Bears Sidecars

RACE 3 - SECTOR ANALYSIS



SECTOR 1 = FL to I1, SECTOR 2 = I1 to FL, DIFF = Difference To Personal Best Lap, P = Crossed Finish Line in Pit Lane, D = Time Disallowed

P1 97 F2		DAWSON / LISSAMAN		Derbyshire Yamaha - Dawson Classic Motorcycles		
IDEAL LAP TIME : 1:46.782		BEST LAP TIME : 1:47.384		DIFFERENCE : 0.602		
LAP	SECTOR 1	SECTOR 2	LAP TIME	MPH	DIFF	TIME OF DAY
1 -		46.797	1:57.217	66.95	9.833	14:32:08.042
2 -	1:02.492	46.819	1:49.311	71.79	1.927	14:33:57.353
3 -	1:01.313	46.071	1:47.384 (1)	73.08		14:35:44.737
4 -	1:02.493	45.469	1:47.962 (2)	72.69	0.578	14:37:32.699
5 -	1:02.245	46.987	1:49.232 (3)	71.84	1.848	14:39:21.931
6 -	1:01.805	47.616	1:49.421	71.72	2.037	14:41:11.352

P2 9 F1		FAIRHURST / ANDREWS		Kawasaki ZX9R - Image in Vinyl		
IDEAL LAP TIME : 1:48.715		BEST LAP TIME : 1:48.715		DIFFERENCE : 0.000		
LAP	SECTOR 1	SECTOR 2	LAP TIME	MPH	DIFF	TIME OF DAY
1 -		46.429	1:56.472	67.38	7.757	14:32:07.297
2 -	1:04.268	46.544	1:50.812	70.82	2.097	14:33:58.109
3 -	1:02.710	46.005	1:48.715 (1)	72.18		14:35:46.824
4 -	1:04.019	46.328	1:50.347 (3)	71.12	1.632	14:37:37.171
5 -	1:03.058	46.363	1:49.421 (2)	71.72	0.706	14:39:26.592
6 -	1:04.866	46.400	1:51.266	70.53	2.551	14:41:17.858

P3 25 F2		BINGHAM / FAIRHURST		Shelbourne Suzuki - AB Paintworx		
IDEAL LAP TIME : 1:49.227		BEST LAP TIME : 1:49.227		DIFFERENCE : 0.000		
LAP	SECTOR 1	SECTOR 2	LAP TIME	MPH	DIFF	TIME OF DAY
1 -		48.057	2:00.211	65.28	10.984	14:32:11.036
2 -	1:04.012	47.681	1:51.693	70.26	2.466	14:34:02.729
3 -	1:04.389	46.975	1:51.364 (3)	70.47	2.137	14:35:54.093
4 -	1:03.909	48.926	1:52.835	69.55	3.608	14:37:46.928
5 -	1:03.559	46.086	1:49.645 (2)	71.57	0.418	14:39:36.573
6 -	1:03.401	45.826	1:49.227 (1)	71.85		14:41:25.800

P4 56 F2		GILROY / OLDROYD		Yamaha Thundercay - 1st Call Refrigeration		
IDEAL LAP TIME : 1:50.458		BEST LAP TIME : 1:50.524		DIFFERENCE : 0.066		
LAP	SECTOR 1	SECTOR 2	LAP TIME	MPH	DIFF	TIME OF DAY
1 -		48.036	2:00.657	65.04	10.133	14:32:11.482
2 -	1:04.175	47.714	1:51.889 (3)	70.14	1.365	14:34:03.371
3 -	1:04.342	47.310	1:51.652 (2)	70.29	1.128	14:35:55.023
4 -	1:03.618	48.875	1:52.493	69.76	1.969	14:37:47.516
5 -	1:03.768	48.574	1:52.342	69.85	1.818	14:39:39.858
6 -	1:03.684	46.840	1:50.524 (1)	71.00		14:41:30.382

P5 54 F1		QUIRK / REEVES		Bellas Vincent - Quirk's Classics		
IDEAL LAP TIME : 1:51.481		BEST LAP TIME : 1:51.739		DIFFERENCE : 0.258		
LAP	SECTOR 1	SECTOR 2	LAP TIME	MPH	DIFF	TIME OF DAY
1 -		47.679	1:59.420	65.71	7.681	14:32:10.245
2 -	1:04.156	47.583	1:51.739 (1)	70.23		14:34:01.984
3 -	1:03.952	47.821	1:51.773 (2)	70.21	0.034	14:35:53.757
4 -	1:03.898	50.569	1:54.467	68.56	2.728	14:37:48.224
5 -	1:04.344	48.587	1:52.931	69.49	1.192	14:39:41.155
6 -	1:04.134	47.943	1:52.077 (3)	70.02	0.338	14:41:33.232

P6 14 F1		FAIRHURST / BURNS		Yamaha F1 - MRB Fencing Doncaster		
IDEAL LAP TIME : 1:53.551		BEST LAP TIME : 1:53.762		DIFFERENCE : 0.211		
LAP	SECTOR 1	SECTOR 2	LAP TIME	MPH	DIFF	TIME OF DAY
1 -		47.941	2:02.494	64.06	8.732	14:32:13.319
2 -	1:05.610	48.152	1:53.762 (1)	68.98		14:34:07.081
3 -	1:06.800	48.200	1:55.000 (2)	68.24	1.238	14:36:02.081
4 -	1:08.780	48.148	1:56.928	67.11	3.166	14:37:59.009
5 -	1:07.189	49.489	1:56.678 (3)	67.26	2.916	14:39:55.687
6 -	1:07.763	48.937	1:56.700	67.24	2.938	14:41:52.387

International Sidecar Revival Meeting @ Cadwell Park

FSRA 1st Call Refrigeration Pre-Injection & Bears Sidecars

RACE 3 - SECTOR ANALYSIS



SECTOR 1 = FL to I1, SECTOR 2 = I1 to FL, DIFF = Difference To Personal Best Lap, P = Crossed Finish Line in Pit Lane, D = Time Disallowed

P7 32 F2		KNIGHT / KNIGHT		Yamaha Thundercat -		
IDEAL LAP TIME : 1:56.812		BEST LAP TIME : 1:56.812		DIFFERENCE : 0.000		
LAP	SECTOR 1	SECTOR 2	LAP TIME	MPH	DIFF	TIME OF DAY
1 -		49.552	2:08.209	61.21	11.397	14:32:19.034
2 -	1:08.312	51.244	1:59.556	65.64	2.744	14:34:18.590
3 -	1:09.029	49.409	1:58.438 (3)	66.26	1.626	14:36:17.028
4 -	1:08.666	49.635	1:58.301 (2)	66.33	1.489	14:38:15.329
5 -	1:08.938	49.551	1:58.489	66.23	1.677	14:40:13.818
6 -	1:07.724	49.088	1:56.812 (1)	67.18		14:42:10.630

P8 181 F1		TIBBLES / GREENWOOD		FJ Yamaha -		
IDEAL LAP TIME : 1:59.055		BEST LAP TIME : 1:59.799		DIFFERENCE : 0.744		
LAP	SECTOR 1	SECTOR 2	LAP TIME	MPH	DIFF	TIME OF DAY
1 -		49.729	2:06.079	62.24	6.280	14:32:16.904
2 -	1:09.977	51.354	2:01.331	64.68	1.532	14:34:18.235
3 -	1:10.319	49.480	1:59.799 (1)	65.51		14:36:18.034
4 -	1:09.575	50.722	2:00.297 (2)	65.23	0.498	14:38:18.331
5 -	1:09.850	50.717	2:00.567 (3)	65.09	0.768	14:40:18.898
6 -	1:10.761	50.920	2:01.681	64.49	1.882	14:42:20.579

P9 11 F1		McVEY / ROONEY		Derbyshire Suzuki -		
IDEAL LAP TIME : 1:55.950		BEST LAP TIME : 1:55.950		DIFFERENCE : 0.000		
LAP	SECTOR 1	SECTOR 2	LAP TIME	MPH	DIFF	TIME OF DAY
1 -		49.803	2:13.814	58.64	17.864	14:32:24.639
2 -	1:08.833	50.639	1:59.472	65.68	3.522	14:34:24.111
3 -	1:07.327	48.623	1:55.950 (1)	67.68		14:36:20.061
4 -	1:15.707	48.686	2:04.393	63.09	8.443	14:38:24.454
5 -	1:08.736	49.601	1:58.337 (3)	66.31	2.387	14:40:22.791
6 -	1:07.357	50.586	1:57.943 (2)	66.54	1.993	14:42:20.734

P10 908 F2		SAVILLE / WOOLCOTT		Sidecar Honda -		
IDEAL LAP TIME : 1:59.466		BEST LAP TIME : 1:59.945		DIFFERENCE : 0.479		
LAP	SECTOR 1	SECTOR 2	LAP TIME	MPH	DIFF	TIME OF DAY
1 -		50.885	2:08.260	61.18	8.315	14:32:19.085
2 -	1:09.497	50.448	1:59.945 (1)	65.43		14:34:19.030
3 -	1:10.478	50.215	2:00.693 (3)	65.02	0.748	14:36:19.723
4 -	1:09.251	50.696	1:59.947 (2)	65.42	0.002	14:38:19.670
5 -	1:10.595	52.387	2:02.982	63.81	3.037	14:40:22.652
6 -	1:09.805	51.896	2:01.701	64.48	1.756	14:42:24.353

P11 4 F2		WILLIAMS / PARRY		Sidecar F2 -		
IDEAL LAP TIME : 2:02.290		BEST LAP TIME : 2:02.320		DIFFERENCE : 0.030		
LAP	SECTOR 1	SECTOR 2	LAP TIME	MPH	DIFF	TIME OF DAY
1 -		52.032	2:10.233	60.26	7.913	14:32:21.058
2 -	1:12.134	52.285	2:04.419 (3)	63.07	2.099	14:34:25.477
3 -	1:12.630	52.345	2:04.975	62.79	2.655	14:36:30.452
4 -	1:12.811	51.841	2:04.652	62.95	2.332	14:38:35.104
5 -	1:11.279	51.041	2:02.320 (1)	64.16		14:40:37.424
6 -	1:12.635	51.011	2:03.646 (2)	63.47	1.326	14:42:41.070

P12 71 F2		BANISTER / PORTER		MRE Suzuki - Fine Cut Developments		
IDEAL LAP TIME : 2:01.544		BEST LAP TIME : 2:02.444		DIFFERENCE : 0.900		
LAP	SECTOR 1	SECTOR 2	LAP TIME	MPH	DIFF	TIME OF DAY
1 -		52.275	2:11.352	59.74	8.908	14:32:22.177
2 -	1:10.032	52.412	2:02.444 (1)	64.09		14:34:24.621
3 -	1:11.288	52.422	2:03.710 (3)	63.43	1.266	14:36:28.331
4 -	1:12.636	54.211	2:06.847	61.87	4.403	14:38:35.178
5 -	1:12.234	52.225	2:04.459	63.05	2.015	14:40:39.637
6 -	1:11.348	51.512	2:02.860 (2)	63.87	0.416	14:42:42.497

International Sidecar Revival Meeting @ Cadwell Park

FSRA 1st Call Refrigeration Pre-Injection & Bears Sidecars

RACE 3 - SECTOR ANALYSIS



SECTOR 1 = FL to I1, SECTOR 2 = I1 to FL, DIFF = Difference To Personal Best Lap, P = Crossed Finish Line in Pit Lane, D = Time Disallowed

P13 52 F2 NOBLE / CAIGER		Hayes F2 - Power Tool Rentals				
IDEAL LAP TIME : 2:01.848		BEST LAP TIME : 2:01.848		DIFFERENCE : 0.000		
LAP	SECTOR 1	SECTOR 2	LAP TIME	MPH	DIFF	TIME OF DAY
1 -		51.861	2:13.647	58.72	11.799	14:32:24.472
2 -	1:13.581	51.081	2:04.662	62.95	2.814	14:34:29.134
3 -	1:11.294	50.554	2:01.848 (1)	64.40		14:36:30.982
4 -	1:11.941	52.026	2:03.967 (3)	63.30	2.119	14:38:34.949
5 -	1:13.160	51.863	2:05.023	62.77	3.175	14:40:39.972
6 -	1:11.517	51.448	2:02.965 (2)	63.82	1.117	14:42:42.937

P14 125 Bears WHITAKER / HOLROYD		BMW K100 -				
IDEAL LAP TIME : 1:59.238		BEST LAP TIME : 1:59.238		DIFFERENCE : 0.000		
LAP	SECTOR 1	SECTOR 2	LAP TIME	MPH	DIFF	TIME OF DAY
1 -		50.588	2:37.921	49.69	38.683	14:32:48.746
2 -	1:09.737	50.489	2:00.226 (2)	65.27	0.988	14:34:48.972
3 -	1:08.825	50.413	1:59.238 (1)	65.81		14:36:48.210
4 -	1:09.686	50.697	2:00.383 (3)	65.19	1.145	14:38:48.593
5 -	1:10.910	51.012	2:01.922	64.36	2.684	14:40:50.515
6 -	1:09.385	51.280	2:00.665	65.04	1.427	14:42:51.180

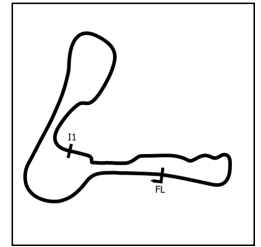
P15 74 Bears McCAIN / SCAWTHORN		BMW K100 - Handcrafted Joints				
IDEAL LAP TIME : 2:03.327		BEST LAP TIME : 2:03.327		DIFFERENCE : 0.000		
LAP	SECTOR 1	SECTOR 2	LAP TIME	MPH	DIFF	TIME OF DAY
1 -		52.936	2:41.425	48.61	38.098	14:32:52.250
2 -	1:11.316	52.011	2:03.327 (1)	63.63		14:34:55.577
3 -	1:12.168	53.550	2:05.718 (3)	62.42	2.391	14:37:01.295
4 -	1:11.765	52.715	2:04.480 (2)	63.04	1.153	14:39:05.775
5 -	1:11.431	54.468	2:05.899	62.33	2.572	14:41:11.674

P16 2 Bears KEMP / AUSTIN		Moto Guzzi Le Mans -				
IDEAL LAP TIME : 2:03.839		BEST LAP TIME : 2:04.150		DIFFERENCE : 0.311		
LAP	SECTOR 1	SECTOR 2	LAP TIME	MPH	DIFF	TIME OF DAY
1 -		52.845	2:43.764	47.92	39.614	14:32:54.589
2 -	1:11.902	52.248	2:04.150 (1)	63.21		14:34:58.739
3 -	1:12.252	52.277	2:04.529 (3)	63.02	0.379	14:37:03.268
4 -	1:11.692	52.504	2:04.196 (2)	63.19	0.046	14:39:07.464
5 -	1:11.591	52.993	2:04.584	62.99	0.434	14:41:12.048

P17 156 F2 TYRRELL / THOMAS		Baker Thundercat - MDD Mobile Digital Displays				
IDEAL LAP TIME : 2:10.365		BEST LAP TIME : 2:11.436		DIFFERENCE : 1.071		
LAP	SECTOR 1	SECTOR 2	LAP TIME	MPH	DIFF	TIME OF DAY
1 -		53.892	2:21.987	55.27	10.551	14:32:32.812
2 -	1:16.473	54.963	2:11.436 (1)	59.71		14:34:44.248
3 -	1:19.705	55.657	2:15.362	57.97	3.926	14:36:59.610
4 -	1:18.485	55.149	2:13.634 (3)	58.72	2.198	14:39:13.244
5 -	1:18.312	54.789	2:13.101 (2)	58.96	1.665	14:41:26.345

P18 91 Bears DOWNES / OSTERHOLZER		BMW K100 - Morris Vermaport Lifts				
IDEAL LAP TIME : 2:10.924		BEST LAP TIME : 2:10.924		DIFFERENCE : 0.000		
LAP	SECTOR 1	SECTOR 2	LAP TIME	MPH	DIFF	TIME OF DAY
1 -		55.779	2:50.133	46.12	39.209	14:33:00.958
2 -	1:18.547	57.012	2:15.559	57.89	4.635	14:35:16.517
3 -	1:17.461	55.114	2:12.575 (2)	59.19	1.651	14:37:29.092
4 -	1:16.862	56.632	2:13.494 (3)	58.78	2.570	14:39:42.586
5 -	1:16.049	54.875	2:10.924 (1)	59.94		14:41:53.510

International Sidecar Revival Meeting @ Cadwell Park
FSRA 1st Call Refrigeration Pre-Injection & Bears Sidecars
RACE 3 - SECTOR ANALYSIS



SECTOR 1 = FL to I1, SECTOR 2 = I1 to FL, DIFF = Difference To Personal Best Lap, P = Crossed Finish Line in Pit Lane, D = Time Disallowed

P19		92 Bears		ROOME / WARNER		BMW K100 -	
IDEAL LAP TIME : 2:19.246		BEST LAP TIME : 2:19.246		DIFFERENCE : 0.000			
LAP	SECTOR 1	SECTOR 2	LAP TIME	MPH	DIFF	TIME OF DAY	
1 -		57.980	2:57.746	44.15	38.500	14:33:08.571	
2 -	1:21.773	57.473	2:19.246 (1)	56.36		14:35:27.817	
3 -	1:23.322	1:23.763	2:47.085 (2)	46.97	27.839	14:38:14.902	
P20		96 Bears		WILKINS / FRASER		BMW K100 -	
IDEAL LAP TIME : 2:24.828		BEST LAP TIME : 2:24.828		DIFFERENCE : 0.000			
LAP	SECTOR 1	SECTOR 2	LAP TIME	MPH	DIFF	TIME OF DAY	
1 -		1:01.796	3:08.918	41.54	44.090	14:33:19.743	
2 -	1:24.763	1:00.065	2:24.828 (1)	54.18		14:35:44.571	
P21		16 F2		SALLEH / ANDREWS		Ireson Thundercat -	
IDEAL LAP TIME : 2:01.814		BEST LAP TIME :		DIFFERENCE :			
LAP	SECTOR 1	SECTOR 2	LAP TIME	MPH	DIFF	TIME OF DAY	
1 -	OUTLAP	52.622	2:10.514	60.13		14:32:21.339	
2 -	1:09.192	IN PIT	11:28.299 P	11.40		14:43:49.638	
P22		98 F1		WHEATLEY / WHEATLEY		Ireson Yamaha - Peter Wheatley	
IDEAL LAP TIME :		BEST LAP TIME :		DIFFERENCE :			
LAP	SECTOR 1	SECTOR 2	LAP TIME	MPH	DIFF	TIME OF DAY	
1 -		51.830	2:13.029	58.99		14:32:23.854	

International Sidecar Revival Meeting @ Cadwell Park

FSRA 1st Call Refrigeration Pre-Injection & Bears Sidecars

RACE 3 - BEST SECTORS

SECTOR 1			SECTOR 2			IDEAL / BEST COMPARISON						
POS	NO	NAME	TIME	NO	NAME	TIME	POS	NO	NAME	IDEAL	BEST	DIFF
									PERFECT LAP	1:46.782		
1	97	DAWSON / LISSAMAN	1:01.313	97	DAWSON / LISSAMAN	45.469	1	97	DAWSON / LISSAMAN	1:46.782	1:47.384	0.602
2	9	FAIRHURST / ANDREWS	1:02.710	25	BINGHAM / FAIRHURST	45.826	2	9	FAIRHURST / ANDRE	1:48.715	1:48.715	0.000
3	25	BINGHAM / FAIRHURST	1:03.401	9	FAIRHURST / ANDREWS	46.005	3	25	BINGHAM / FAIRHUR	1:49.227	1:49.227	0.000
4	56	GILROY / OLDROYD	1:03.618	56	GILROY / OLDROYD	46.840	4	56	GILROY / OLDROYD	1:50.458	1:50.524	0.066
5	54	QUIRK / REEVES	1:03.898	54	QUIRK / REEVES	47.583	5	54	QUIRK / REEVES	1:51.481	1:51.739	0.258
6	14	FAIRHURST / BURNS	1:05.610	14	FAIRHURST / BURNS	47.941	6	14	FAIRHURST / BURNS	1:53.551	1:53.762	0.211
7	11	McVEY / ROONEY	1:07.327	11	McVEY / ROONEY	48.623	7	11	McVEY / ROONEY	1:55.950	1:55.950	0.000
8	32	KNIGHT / KNIGHT	1:07.724	32	KNIGHT / KNIGHT	49.088	8	32	KNIGHT / KNIGHT	1:56.812	1:56.812	0.000
9	125	WHITAKER / HOLROYD	1:08.825	181	TIBBLES / GREENWOOD	49.480	9	181	TIBBLES / GREENWC	1:59.055	1:59.799	0.744
10	16	SALLEH / ANDREWS	1:09.192	908	SAVILLE / WOOLCOTT	50.215	10	125	WHITAKER / HOLRO	1:59.238	1:59.238	0.000
11	908	SAVILLE / WOOLCOTT	1:09.251	125	WHITAKER / HOLROYD	50.413	11	908	SAVILLE / WOOLCOT	1:59.466	1:59.945	0.479
12	181	TIBBLES / GREENWOOD	1:09.575	52	NOBLE / CAIGER	50.554	12	71	BANISTER / PORTER	2:01.544	2:02.444	0.900
13	71	BANISTER / PORTER	1:10.032	4	WILLIAMS / PARRY	51.011	13	16	SALLEH / ANDREWS	2:01.814		
14	4	WILLIAMS / PARRY	1:11.279	71	BANISTER / PORTER	51.512	14	52	NOBLE / CAIGER	2:01.848	2:01.848	0.000
15	52	NOBLE / CAIGER	1:11.294	98	WHEATLEY / WHEATLEY	51.830	15	4	WILLIAMS / PARRY	2:02.290	2:02.320	0.030
16	74	McCAIN / SCAWTHORN	1:11.316	74	McCAIN / SCAWTHORN	52.011	16	74	McCAIN / SCAWTHOF	2:03.327	2:03.327	0.000
17	2	KEMP / AUSTIN	1:11.591	2	KEMP / AUSTIN	52.248	17	2	KEMP / AUSTIN	2:03.839	2:04.150	0.311
18	91	DOWNES / OSTERHOLZER	1:16.049	16	SALLEH / ANDREWS	52.622	18	156	TYRRELL / THOMAS	2:10.365	2:11.436	1.071
19	156	TYRRELL / THOMAS	1:16.473	156	TYRRELL / THOMAS	53.892	19	91	DOWNES / OSTERHC	2:10.924	2:10.924	0.000
20	92	ROOME / WARNER	1:21.773	91	DOWNES / OSTERHOLZER	54.875	20	92	ROOME / WARNER	2:19.246	2:19.246	0.000
21	96	WILKINS / FRASER	1:24.763	92	ROOME / WARNER	57.473	21	96	WILKINS / FRASER	2:24.828	2:24.828	0.000
22				96	WILKINS / FRASER	1:00.065	22	98	WHEATLEY / WHEAT			
23												

International Sidecar Revival Meeting @ Cadwell Park

FSRA 1st Call Refrigeration Pre-Injection & Bears Sidecars

RACE 3 - STATISTICS

Competitors Started 23
Planned Start 2024-08-03 @ 12:00:00.000
Actual Start 2024-08-03 @ 14:30:10.825
Finish Time 2024-08-03 @ 14:41:11.351
Track Length 2.1800mi.
Total Laps 112
Total Distance Covered 244.1620mi.

Session Fastest Lap History

NO	CL	NAME	LAP TIME	TIME OF DAY	LAP	VEHICLE
97	F2	DAWSON / LISSAMAN	1:49.311	14:33:57.374	2	Derbyshire Yamaha
97	F2	DAWSON / LISSAMAN	1:47.384	14:35:44.706	3	Derbyshire Yamaha

Session Leader History

NO	CL	NAME	FROM LAP	LAPS LED	DISTANCE	VEHICLE
9	F1	FAIRHURST / ANDREWS	1	1	2.18 miles	Kawasaki ZX9R
97	F2	DAWSON / LISSAMAN	2	5	10.90 miles	Derbyshire Yamaha

Flag History

TYPE	TIME OF DAY
GREEN	14:30:10.825
FINISH	14:41:11.351

Flag Statistics

TYPE	COUNT	TOTAL LAPS	TOTAL TIME
Green	1	6	14:18.477
Red	0	0	0.000
Safety Car	0	0	0.000
FCY	0	0	0.000

International Sidecar Revival Meeting @ Cadwell Park
FSRA 1st Call Refrigeration Pre-Injection & Bears Sidecars
RACE 3 - STATISTICS

CLASS : F1

7 Starters

Fastest Lap History

NO	NAME	LAP TIME	TIME OF DAY	LAP	VEHICLE
9	FAIRHURST / ANDREWS	1:50.812	14:33:58.127	2	Kawasaki ZX9R
9	FAIRHURST / ANDREWS	1:48.715	14:35:46.841	3	Kawasaki ZX9R

Leader History

NO	NAME	FROM LAP	LAPS LED	DISTANCE	VEHICLE
9	FAIRHURST / ANDREWS	1	6	13.08 miles	Kawasaki ZX9R

International Sidecar Revival Meeting @ Cadwell Park
FSRA 1st Call Refrigeration Pre-Injection & Bears Sidecars
RACE 3 - STATISTICS

CLASS : F2

10 Starters

Fastest Lap History

NO	NAME	LAP TIME	TIME OF DAY	LAP	VEHICLE
97	DAWSON / LISSAMAN	1:49.311	14:33:57.374	2	Derbyshire Yamaha
97	DAWSON / LISSAMAN	1:47.384	14:35:44.706	3	Derbyshire Yamaha

Leader History

NO	NAME	FROM LAP	LAPS LED	DISTANCE	VEHICLE
97	DAWSON / LISSAMAN	1	6	13.08 miles	Derbyshire Yamaha

International Sidecar Revival Meeting @ Cadwell Park
FSRA 1st Call Refrigeration Pre-Injection & Bears Sidecars
RACE 3 - STATISTICS

CLASS : Bears

6 Starters

Fastest Lap History

NO	NAME	LAP TIME	TIME OF DAY	LAP	VEHICLE
125	WHITAKER / HOLROYD	2:00.226	14:34:48.988	2	BMW K100
125	WHITAKER / HOLROYD	1:59.238	14:36:48.227	3	BMW K100

Leader History

NO	NAME	FROM LAP	LAPS LED	DISTANCE	VEHICLE
125	WHITAKER / HOLROYD	1	6	13.08 miles	BMW K100

International Sidecar Revival Meeting @ Cadwell Park
FSRA 1st Call Refrigeration Pre-Injection & Bears Sidecars
RACE 7 - GRID (6 Laps)



ROW 14	40	2:19.246	92 ROOME / WARNER	41		42	2:24.828	96 WILKINS / FRASER
ROW 13	37	2:04.150	2 KEMP / AUSTIN	38		39	2:10.924	91 DOWNES / OSTERHOLZER
ROW 12	34	1:59.238	125 WHITAKER / HOLROYD	35		36	2:03.327	74 McCAIN / SCAWTHORN
ROW 11								
ROW 10	28		73 CRAWFORD / BAXTER	29		30		
ROW 9	25		16 SALLEH / ANDREWS	26		27		127 McMAHON / RANSON
ROW 8	22		167 PETTMAN / MOSS	23		24		98 WHEATLEY / WHEATLEY
ROW 7	19	2:02.444	71 BANISTER / PORTER	20		21	2:11.436	156 TYRRELL / THOMAS
ROW 6	16	2:01.848	52 NOBLE / CAIGER	17		18	2:02.320	4 WILLIAMS / PARRY
ROW 5	13	1:59.799	181 TIBBLES / GREENWOOD	14		15	1:59.945	908 SAVILLE / WOOLCOTT
ROW 4	10	1:55.950	11 McVEY / ROONEY	11		12	1:56.812	32 KNIGHT / KNIGHT
ROW 3	7	1:51.739	54 QUIRK / REEVES	8		9	1:53.762	14 FAIRHURST / BURNS
ROW 2	4	1:49.227	25 BINGHAM / FAIRHURST	5		6	1:50.524	56 GILROY / OLDROYD
ROW 1	1	1:47.384	97 DAWSON / LISSAMAN	2		3	1:48.715	9 FAIRHURST / ANDREWS
			Pole					

These results are provisional until the conclusion of any judicial and technical matters.

Cadwell Park: 2.1800 miles

Clerk Of Course: <i>Tony MacBride</i>	Stewards:	Timekeeper: <i>Richard Evans</i>	
------------------------------------------	-----------	-------------------------------------	--

Results can be found at www.tsl-timing.com

Printed - 14:56 Saturday, 03 August 2024



International Sidecar Revival Meeting @ Cadwell Park

FSRA 1st Call Refrigeration Pre-Injection & Bears Sidecars



RACE 7 - CLASSIFICATION

Race Distance: 5 Laps / 10.90 miles

POS	NO	CL	PIC	NAME	ENTRY	LAPS	TIME	GAP	DIFF	MPH	BEST	ON	GRD	↑↓
1	97	F2	1	DAWSON / LISSAMAN	Derbyshire Yamaha - Dawson Classic Motorcycles	5	9:06.618			71.78	1:43.498	2	1	0
2	9	F1	1	FAIRHURST / ANDREWS	Kawasaki ZX9R - Image in Vinyl	5	9:10.448	3.830	3.830	71.28	1:47.363	2	2	0
3	25	F2	2	BINGHAM / FAIRHURST	Shelbourne Suzuki - AB Paintworx	5	9:13.865	7.247	3.417	70.84	1:49.148	4	3	0
4	54	F1	2	QUIRK / REEVES	Bellas Vincent - Quirk's Classics	5	9:30.385	23.767	16.520	68.79	1:51.458	2	5	1
5	14	F1	3	FAIRHURST / BURNS	Yamaha F1 - MRB Fencing Doncaster	5	9:42.512	35.894	12.127	67.36	1:51.905	2	6	1
6	181	F1	4	TIBBLES / GREENWOOD	FJ Yamaha -	5	10:16.462	1:09.844	33.950	63.65	2:01.410	2	9	3
7	52	F2	3	NOBLE / CAIGER	Hayes F2 - Power Tool Rentals	5	10:20.203	1:13.585	3.741	63.27	2:01.060	4	11	4
8	71	F2	4	BANISTER / PORTER	MRE Suzuki - Fine Cut Developments	5	10:27.038	1:20.420	6.835	62.58	2:03.318	2	13	5
9	125	Bears	1	WHITAKER / HOLROYD	BMW K100 -	5	10:45.118	1:38.500	18.080	60.82	1:59.736	4	20	11
10	167	F1	5	PETTMAN / MOSS	Baker Yamaha - Wesso Racing	5	10:49.613	1:42.995	4.495	60.40	2:04.109	2	15	5
11	74	Bears	2	McCAIN / SCAWTHORN	BMW K100 - Handcrafted Joints	5	10:57.668	1:51.050	8.055	59.66	2:02.151	2	21	10
12	2	Bears	3	KEMP / AUSTIN	Moto Guzzi Le Mans -	5	11:04.309	1:57.691	6.641	59.06	2:04.065	2	22	10
13	91	Bears	4	DOWNES / OSTERHOLZER	BMW K100 - Morris Vermaport Lifts	4	9:40.454	1 Lap	1 Lap	54.08	2:13.905	4	23	10
14	92	Bears	5	ROOME / WARNER	BMW K100 -	4	10:17.295	1 Lap	36.841	50.85	2:19.136	4	24	10

NOT CLASSIFIED

DNF	156	F2		TYRRELL / THOMAS	Baker Thundercat - MDD Mobile Digital Displays	4	9:05.815	1 Lap		57.51	2:10.566	4	14	
DNF	32	F2		G.KNIGHT / S.KNIGHT	Yamaha Thundercat -	2	4:02.504	3 Laps	2 Laps	64.72	1:57.550	2	8	
DNF	16	F2		SALLEH / ANDREWS	Ireson Thundercat -	2	4:13.633	3 Laps	11.129	61.88	2:03.436	2	17	
DNF	127	F1		McMAHON / RANSON	Shelbourne Suzuki -	1	2:12.517	4 Laps	1 Lap	59.22			18	
DNF	56	F2		GILROY / OLDROYD	Yamaha Thundercat - 1st Call Refrigeration	0							4	
DNF	98	F1		T.WHEATLEY / N.WHEATLEY	Ireson Yamaha - Peter Wheatley	0							16	

NOT STARTED

NS	11	F1		McVEY / ROONEY	Derbyshire Suzuki -								7	
NS	908	F2		SAVILLE / WOOLCOTT	Sidecar Honda -								10	

FASTEST LAP

	97	F2		DAWSON / LISSAMAN	Derbyshire Yamaha - Dawson Classic Motorcycles	2	1:43.498			75.82 mph			122.03 kph	
	9	F1		FAIRHURST / ANDREWS	Kawasaki ZX9R - Image in Vinyl	2	1:47.363			73.09 mph			117.64 kph	
	125	Bears		WHITAKER / HOLROYD	BMW K100 -	4	1:59.736			65.54 mph			105.48 kph	

Comments:

Class F2 - 92.5% of Race Speed = 66.39 mph
 Class F1 - 92.5% of Race Speed = 65.93 mph
 Class Bears - 92.5% of Race Speed = 56.25 mph

Weather / Track : Sunny / Dry

These results are provisional until the conclusion of any judicial and technical matters.

Date: 03/08/2024 Start: 17:02 Finish: 17:11

Cadwell Park: 2.1800 miles

Clerk Of Course:

Tony MacBride

Stewards:

Timekeeper:

Richard Evans



Results can be found at www.tsl-timing.com

Printed - 17:15 Saturday, 03 August 2024



International Sidecar Revival Meeting @ Cadwell Park

FSRA 1st Call Refrigeration Pre-Injection & Bears Sidecars

RACE 7 - LAP CHART

LAP 1 @ 17:04:27.011		
NO	BEHIND	LAP TIME

97		1:49.555
9	4.954	1:54.509
25	7.117	1:56.672
54	8.820	1:58.375
14	10.859	2:00.414
181	15.220	2:04.775
32	15.399	2:04.954
71	18.514	2:08.069
52	20.303	2:09.858
16	20.642	2:10.197
127	22.962	2:12.517
167	23.153	2:12.708
156	40.139	2:29.694
125	53.680	2:43.235
2	57.527	2:47.082
74	58.101	2:47.656
91	1:08.482	2:58.037
92	1:22.693	3:12.248

LAP 2 @ 17:06:10.509		
NO	BEHIND	LAP TIME

97		1:43.498
9	8.819	1:47.363
25	13.034	1:49.415
54	16.780	1:51.458
14	19.266	1:51.905
32	29.451	1:57.550
181	33.132	2:01.410
71	38.334	2:03.318
52	40.066	2:03.261
16	40.580	2:03.436
167	43.764	2:04.109
125	1:10.168	1:59.986
156	1:10.315	2:13.674
74	1:16.754	2:02.151
2	1:18.094	2:04.065
91	1:38.922	2:13.938

LAP 3 @ 17:07:56.379		
NO	BEHIND	LAP TIME

97		1:45.870
9	12.266	1:49.317
25	16.474	1:49.310
92	1 Lap	2:24.378
54	23.306	1:52.396
14	28.634	1:55.238
181	50.399	2:03.137
52	58.128	2:03.932
71	58.601	2:06.137
167	1:05.932	2:08.038
125	1:24.525	2:00.227
74	1:33.134	2:02.250
156	1:36.326	2:11.881
2	1:36.497	2:04.273

LAP 4 @ 17:09:50.351		
NO	BEHIND	LAP TIME

97		1:53.972
9	7.843	1:49.549
25	11.650	1:49.148
91	1 Lap	2:14.574

54	22.833	1:53.499
14	30.867	1:56.205
92	1 Lap	2:21.533
181	59.926	2:03.499
52	1:05.216	2:01.060
71	1:08.725	2:04.096
167	1:23.935	2:11.975
125	1:30.289	1:59.736
74	1:42.235	2:03.073
2	1:46.891	2:04.366
156	1:52.920	2:10.566

LAP 5 @ 17:11:44.074		
NO	BEHIND	LAP TIME

97		1:53.723
9	3.830	1:49.710
25	7.247	1:49.320
54	23.767	1:54.657
91	1 Lap	2:13.905
14	35.894	1:58.750
181	1:09.844	2:03.641
92	1 Lap	2:19.136
52	1:13.585	2:02.092
71	1:20.420	2:05.418
125	1:38.500	2:01.934
167	1:42.995	2:12.783
74	1:51.050	2:02.538
2	1:57.691	2:04.523
11	4 Laps	11:19.028 P

International Sidecar Revival Meeting @ Cadwell Park

FSRA 1st Call Refrigeration Pre-Injection & Bears Sidecars

RACE 7 - POSITION CHART

No	Name	Lap Pos	Lap				
			1	2	3	4	5
97	DAWSON / LISSAMAN	1	97	97	97	97	97
9	FAIRHURST / ANDREW	2	9	9	9	9	9
25	BINGHAM / FAIRHURS	3	25	25	25	25	25
56	GILROY / OLDROYD	4	54	54	54	54	54
54	QUIRK / REEVES	5	14	14	14	14	14
14	FAIRHURST / BURNS	6	181	32	181	181	181
11	McVEY / ROONEY	7	32	181	52	52	52
32	G.KNIGHT / S.KNIGHT	8	71	71	71	71	71
181	TIBBLES / GREENWOOD	9	52	52	167	167	125
908	SAVILLE / WOOLCOTT	10	16	16	125	125	167
52	NOBLE / CAIGER	11	127	167	74	74	74
71	BANISTER / PORTER	12	167	125	156	2	2
156	TYRRELL / THOMAS	13	156	156	2	156	
167	PETTMAN / MOSS	14	125	74	91	91	
98	T.WHEATLEY / N.WHE	15	2	2	92	92	
16	SALLEH / ANDREWS	16	74	91			
127	McMAHON / RANSON	17	91	92			
125	WHITAKER / HOLROYD	18	92				
74	McCAIN / SCAWTHORN	19	11				
2	KEMP / AUSTIN	20					
91	DOWNES / OSTERHOL	21					
92	ROOME / WARNER	22					

International Sidecar Revival Meeting @ Cadwell Park

FSRA 1st Call Refrigeration Pre-Injection & Bears Sidecars

RACE 7 - SECTOR ANALYSIS



SECTOR 1 = FL to I1, SECTOR 2 = I1 to FL, DIFF = Difference To Personal Best Lap, P = Crossed Finish Line in Pit Lane, D = Time Disallowed

P1 97 F2		DAWSON / LISSAMAN		Derbyshire Yamaha - Dawson Classic Motorcycles		
IDEAL LAP TIME : 1:43.409		BEST LAP TIME : 1:43.498		DIFFERENCE : 0.089		
LAP	SECTOR 1	SECTOR 2	LAP TIME	MPH	DIFF	TIME OF DAY
1 -		44.419	1:49.555	71.63	6.057	17:04:27.011
2 -	58.990	44.508	1:43.498 (1)	75.82		17:06:10.509
3 -	1:00.445	45.425	1:45.870 (2)	74.12	2.372	17:07:56.379
4 -	1:05.800	48.172	1:53.972	68.85	10.474	17:09:50.351
5 -	1:02.621	51.102	1:53.723 (3)	69.01	10.225	17:11:44.074

P2 9 F1		FAIRHURST / ANDREWS		Kawasaki ZX9R - Image in Vinyl		
IDEAL LAP TIME : 1:47.220		BEST LAP TIME : 1:47.363		DIFFERENCE : 0.143		
LAP	SECTOR 1	SECTOR 2	LAP TIME	MPH	DIFF	TIME OF DAY
1 -		45.242	1:54.509	68.53	7.146	17:04:31.965
2 -	1:01.978	45.385	1:47.363 (1)	73.09		17:06:19.328
3 -	1:02.018	47.299	1:49.317 (2)	71.79	1.954	17:08:08.645
4 -	1:02.386	47.163	1:49.549 (3)	71.63	2.186	17:09:58.194
5 -	1:03.370	46.340	1:49.710	71.53	2.347	17:11:47.904

P3 25 F2		BINGHAM / FAIRHURST		Shelbourne Suzuki - AB Paintworx		
IDEAL LAP TIME : 1:48.910		BEST LAP TIME : 1:49.148		DIFFERENCE : 0.238		
LAP	SECTOR 1	SECTOR 2	LAP TIME	MPH	DIFF	TIME OF DAY
1 -		46.503	1:56.672	67.26	7.524	17:04:34.128
2 -	1:03.475	45.940	1:49.415	71.72	0.267	17:06:23.543
3 -	1:03.606	45.704	1:49.310 (2)	71.79	0.162	17:08:12.853
4 -	1:03.288	45.860	1:49.148 (1)	71.90		17:10:02.001
5 -	1:03.698	45.622	1:49.320 (3)	71.78	0.172	17:11:51.321

P4 54 F1		QUIRK / REEVES		Bellas Vincent - Quirk's Classics		
IDEAL LAP TIME : 1:50.975		BEST LAP TIME : 1:51.458		DIFFERENCE : 0.483		
LAP	SECTOR 1	SECTOR 2	LAP TIME	MPH	DIFF	TIME OF DAY
1 -		46.766	1:58.375	66.29	6.917	17:04:35.831
2 -	1:04.209	47.249	1:51.458 (1)	70.41		17:06:27.289
3 -	1:04.571	47.825	1:52.396 (2)	69.82	0.938	17:08:19.685
4 -	1:05.571	47.928	1:53.499 (3)	69.14	2.041	17:10:13.184
5 -	1:06.889	47.768	1:54.657	68.44	3.199	17:12:07.841

P5 14 F1		FAIRHURST / BURNS		Yamaha F1 - MRB Fencing Doncaster		
IDEAL LAP TIME : 1:51.905		BEST LAP TIME : 1:51.905		DIFFERENCE : 0.000		
LAP	SECTOR 1	SECTOR 2	LAP TIME	MPH	DIFF	TIME OF DAY
1 -		47.697	2:00.414	65.17	8.509	17:04:37.870
2 -	1:04.320	47.585	1:51.905 (1)	70.13		17:06:29.775
3 -	1:06.283	48.955	1:55.238 (2)	68.10	3.333	17:08:25.013
4 -	1:06.513	49.692	1:56.205 (3)	67.53	4.300	17:10:21.218
5 -	1:09.551	49.199	1:58.750	66.08	6.845	17:12:19.968

P6 181 F1		TIBBLES / GREENWOOD		FJ Yamaha -		
IDEAL LAP TIME : 1:59.758		BEST LAP TIME : 2:01.410		DIFFERENCE : 1.652		
LAP	SECTOR 1	SECTOR 2	LAP TIME	MPH	DIFF	TIME OF DAY
1 -		49.571	2:04.775	62.89	3.365	17:04:42.231
2 -	1:10.187	51.223	2:01.410 (1)	64.64		17:06:43.641
3 -	1:10.562	52.575	2:03.137 (2)	63.73	1.727	17:08:46.778
4 -	1:11.480	52.019	2:03.499 (3)	63.54	2.089	17:10:50.277
5 -	1:10.932	52.709	2:03.641	63.47	2.231	17:12:53.918

International Sidecar Revival Meeting @ Cadwell Park

FSRA 1st Call Refrigeration Pre-Injection & Bears Sidecars

RACE 7 - SECTOR ANALYSIS



SECTOR 1 = FL to I1, SECTOR 2 = I1 to FL, DIFF = Difference To Personal Best Lap, P = Crossed Finish Line in Pit Lane, D = Time Disallowed

P7 52 F2 NOBLE / CAIGER		Hayes F2 - Power Tool Rentals				
IDEAL LAP TIME : 2:00.388		BEST LAP TIME : 2:01.060		DIFFERENCE : 0.672		
LAP	SECTOR 1	SECTOR 2	LAP TIME	MPH	DIFF	TIME OF DAY
1 -		51.883	2:09.858	60.43	8.798	17:04:47.314
2 -	1:10.515	52.746	2:03.261 (3)	63.67	2.201	17:06:50.575
3 -	1:11.077	52.855	2:03.932	63.32	2.872	17:08:54.507
4 -	1:09.777	51.283	2:01.060 (1)	64.82		17:10:55.567
5 -	1:11.481	50.611	2:02.092 (2)	64.27	1.032	17:12:57.659

P8 71 F2 BANISTER / PORTER		MRE Suzuki - Fine Cut Developments				
IDEAL LAP TIME : 2:02.403		BEST LAP TIME : 2:03.318		DIFFERENCE : 0.915		
LAP	SECTOR 1	SECTOR 2	LAP TIME	MPH	DIFF	TIME OF DAY
1 -		52.086	2:08.069	61.27	4.751	17:04:45.525
2 -	1:10.317	53.001	2:03.318 (1)	63.64		17:06:48.843
3 -	1:12.306	53.831	2:06.137	62.21	2.819	17:08:54.980
4 -	1:11.711	52.385	2:04.096 (2)	63.24	0.778	17:10:59.076
5 -	1:11.821	53.597	2:05.418 (3)	62.57	2.100	17:13:04.494

P9 125 Bears WHITAKER / HOLROYD		BMW K100 -				
IDEAL LAP TIME : 1:59.442		BEST LAP TIME : 1:59.736		DIFFERENCE : 0.294		
LAP	SECTOR 1	SECTOR 2	LAP TIME	MPH	DIFF	TIME OF DAY
1 -		50.792	2:43.235	48.07	43.499	17:05:20.691
2 -	1:09.196	50.790	1:59.986 (2)	65.40	0.250	17:07:20.677
3 -	1:09.429	50.798	2:00.227 (3)	65.27	0.491	17:09:20.904
4 -	1:09.490	50.246	1:59.736 (1)	65.54		17:11:20.640
5 -	1:11.254	50.680	2:01.934	64.36	2.198	17:13:22.574

P10 167 F1 PETTMAN / MOSS		Baker Yamaha - Wesso Racing				
IDEAL LAP TIME : 2:03.817		BEST LAP TIME : 2:04.109		DIFFERENCE : 0.292		
LAP	SECTOR 1	SECTOR 2	LAP TIME	MPH	DIFF	TIME OF DAY
1 -		51.645	2:12.708	59.13	8.599	17:04:50.164
2 -	1:12.172	51.937	2:04.109 (1)	63.23		17:06:54.273
3 -	1:13.101	54.937	2:08.038 (2)	61.29	3.929	17:09:02.311
4 -	1:17.589	54.386	2:11.975 (3)	59.46	7.866	17:11:14.286
5 -	1:17.572	55.211	2:12.783	59.10	8.674	17:13:27.069

P11 74 Bears McCAIN / SCAWTHORN		BMW K100 - Handcrafted Joints				
IDEAL LAP TIME : 2:02.010		BEST LAP TIME : 2:02.151		DIFFERENCE : 0.141		
LAP	SECTOR 1	SECTOR 2	LAP TIME	MPH	DIFF	TIME OF DAY
1 -		52.257	2:47.656	46.81	45.505	17:05:25.112
2 -	1:10.900	51.251	2:02.151 (1)	64.24		17:07:27.263
3 -	1:11.140	51.110	2:02.250 (2)	64.19	0.099	17:09:29.513
4 -	1:11.561	51.512	2:03.073	63.76	0.922	17:11:32.586
5 -	1:11.034	51.504	2:02.538 (3)	64.04	0.387	17:13:35.124

P12 2 Bears KEMP / AUSTIN		Moto Guzzi Le Mans -				
IDEAL LAP TIME : 2:03.084		BEST LAP TIME : 2:04.065		DIFFERENCE : 0.981		
LAP	SECTOR 1	SECTOR 2	LAP TIME	MPH	DIFF	TIME OF DAY
1 -		52.307	2:47.082	46.97	43.017	17:05:24.538
2 -	1:12.221	51.844	2:04.065 (1)	63.25		17:07:28.603
3 -	1:11.240	53.033	2:04.273 (2)	63.15	0.208	17:09:32.876
4 -	1:12.232	52.134	2:04.366 (3)	63.10	0.301	17:11:37.242
5 -	1:11.885	52.638	2:04.523	63.02	0.458	17:13:41.765

International Sidecar Revival Meeting @ Cadwell Park

FSRA 1st Call Refrigeration Pre-Injection & Bears Sidecars

RACE 7 - SECTOR ANALYSIS



SECTOR 1 = FL to I1, SECTOR 2 = I1 to FL, DIFF = Difference To Personal Best Lap, P = Crossed Finish Line in Pit Lane, D = Time Disallowed

P13	91 Bears	DOWNES / OSTERHOLZER	BMW K100 - Morris Vermaport Lifts			
IDEAL LAP TIME : 2:13.557		BEST LAP TIME : 2:13.905		DIFFERENCE : 0.348		
LAP	SECTOR 1	SECTOR 2	LAP TIME	MPH	DIFF	TIME OF DAY
1 -		55.733	2:58.037	44.08	44.132	17:05:35.493
2 -	1:17.931	56.007	2:13.938 (2)	58.59	0.033	17:07:49.431
3 -	1:17.892	56.682	2:14.574 (3)	58.31	0.669	17:10:04.005
4 -	1:17.824	56.081	2:13.905 (1)	58.60		17:12:17.910
P14	92 Bears	ROOME / WARNER	BMW K100 -			
IDEAL LAP TIME : 2:19.136		BEST LAP TIME : 2:19.136		DIFFERENCE : 0.000		
LAP	SECTOR 1	SECTOR 2	LAP TIME	MPH	DIFF	TIME OF DAY
1 -		1:01.447	3:12.248	40.82	53.112	17:05:49.704
2 -	1:25.628	58.750	2:24.378 (3)	54.35	5.242	17:08:14.082
3 -	1:23.119	58.414	2:21.533 (2)	55.45	2.397	17:10:35.615
4 -	1:21.587	57.549	2:19.136 (1)	56.40		17:12:54.751
P15	156 F2	TYRRELL / THOMAS	Baker Thundercat - MDD Mobile Digital Displays			
IDEAL LAP TIME : 2:10.353		BEST LAP TIME : 2:10.566		DIFFERENCE : 0.213		
LAP	SECTOR 1	SECTOR 2	LAP TIME	MPH	DIFF	TIME OF DAY
1 -		54.621	2:29.694	52.42	19.128	17:05:07.150
2 -	1:17.478	56.196	2:13.674 (3)	58.71	3.108	17:07:20.824
3 -	1:17.700	54.181	2:11.881 (2)	59.50	1.315	17:09:32.705
4 -	1:16.172	54.394	2:10.566 (1)	60.10		17:11:43.271
P16	32 F2	G.KNIGHT / S.KNIGHT	Yamaha Thundercat -			
IDEAL LAP TIME : 1:56.880		BEST LAP TIME : 1:57.550		DIFFERENCE : 0.670		
LAP	SECTOR 1	SECTOR 2	LAP TIME	MPH	DIFF	TIME OF DAY
1 -		48.947	2:04.954	62.80	7.404	17:04:42.410
2 -	1:08.706	48.844	1:57.550 (1)	66.76		17:06:39.960
P17	16 F2	SALLEH / ANDREWS	Ireson Thundercat -			
IDEAL LAP TIME : 2:00.702		BEST LAP TIME : 2:03.436		DIFFERENCE : 2.734		
LAP	SECTOR 1	SECTOR 2	LAP TIME	MPH	DIFF	TIME OF DAY
1 -		51.349	2:10.197	60.27	6.761	17:04:47.653
2 -	1:09.353	54.083	2:03.436 (1)	63.58		17:06:51.089
P18	127 F1	McMAHON / RANSON	Shelbourne Suzuki -			
IDEAL LAP TIME :		BEST LAP TIME :		DIFFERENCE :		
LAP	SECTOR 1	SECTOR 2	LAP TIME	MPH	DIFF	TIME OF DAY
1 -		54.722	2:12.517	59.22		17:04:49.973
P21	11 F1	McVEY / ROONEY	Derbyshire Suzuki -			
IDEAL LAP TIME :		BEST LAP TIME :		DIFFERENCE :		
LAP	SECTOR 1	SECTOR 2	LAP TIME	MPH	DIFF	TIME OF DAY
1 -	OUTLAP	IN PIT	11:19.028 P	11.55		17:13:56.484

International Sidecar Revival Meeting @ Cadwell Park

FSRA 1st Call Refrigeration Pre-Injection & Bears Sidecars

RACE 7 - BEST SECTORS

SECTOR 1			SECTOR 2			IDEAL / BEST COMPARISON						
POS	NO	NAME	TIME	NO	NAME	TIME	POS	NO	NAME	IDEAL	BEST	DIFF
									PERFECT LAP	1:43.409		
1	97	DAWSON / LISSAMAN	58.990	97	DAWSON / LISSAMAN	44.419	1	97	DAWSON / LISSAMAN	1:43.409	1:43.498	0.089
2	9	FAIRHURST / ANDREWS	1:01.978	9	FAIRHURST / ANDREWS	45.242	2	9	FAIRHURST / ANDRE	1:47.220	1:47.363	0.143
3	25	BINGHAM / FAIRHURST	1:03.288	25	BINGHAM / FAIRHURST	45.622	3	25	BINGHAM / FAIRHUR	1:48.910	1:49.148	0.238
4	54	QUIRK / REEVES	1:04.209	54	QUIRK / REEVES	46.766	4	54	QUIRK / REEVES	1:50.975	1:51.458	0.483
5	14	FAIRHURST / BURNS	1:04.320	14	FAIRHURST / BURNS	47.585	5	14	FAIRHURST / BURNS	1:51.905	1:51.905	0.000
6	32	G.KNIGHT / S.KNIGHT	1:08.036	32	G.KNIGHT / S.KNIGHT	48.844	6	32	G.KNIGHT / S.KNIGH	1:56.880	1:57.550	0.670
7	125	WHITAKER / HOLROYD	1:09.196	181	TIBBLES / GREENWOOD	49.571	7	125	WHITAKER / HOLROY	1:59.442	1:59.736	0.294
8	16	SALLEH / ANDREWS	1:09.353	125	WHITAKER / HOLROYD	50.246	8	181	TIBBLES / GREENWC	1:59.758	2:01.410	1.652
9	52	NOBLE / CAIGER	1:09.777	52	NOBLE / CAIGER	50.611	9	52	NOBLE / CAIGER	2:00.388	2:01.060	0.672
10	181	TIBBLES / GREENWOOD	1:10.187	74	McCAIN / SCAWTHORN	51.110	10	16	SALLEH / ANDREWS	2:00.702	2:03.436	2.734
11	71	BANISTER / PORTER	1:10.317	16	SALLEH / ANDREWS	51.349	11	74	McCAIN / SCAWTHOF	2:02.010	2:02.151	0.141
12	74	McCAIN / SCAWTHORN	1:10.900	167	PETTMAN / MOSS	51.645	12	71	BANISTER / PORTER	2:02.403	2:03.318	0.915
13	2	KEMP / AUSTIN	1:11.240	2	KEMP / AUSTIN	51.844	13	2	KEMP / AUSTIN	2:03.084	2:04.065	0.981
14	167	PETTMAN / MOSS	1:12.172	71	BANISTER / PORTER	52.086	14	167	PETTMAN / MOSS	2:03.817	2:04.109	0.292
15	156	TYRRELL / THOMAS	1:16.172	156	TYRRELL / THOMAS	54.181	15	156	TYRRELL / THOMAS	2:10.353	2:10.566	0.213
16	91	DOWNES / OSTERHOLZER	1:17.824	127	McMAHON / RANSON	54.722	16	91	DOWNES / OSTERHC	2:13.557	2:13.905	0.348
17	92	ROOME / WARNER	1:21.587	91	DOWNES / OSTERHOLZER	55.733	17	92	ROOME / WARNER	2:19.136	2:19.136	0.000
18				92	ROOME / WARNER	57.549	18	127	McMAHON / RANSON			
19												
20												

International Sidecar Revival Meeting @ Cadwell Park
FSRA 1st Call Refrigeration Pre-Injection & Bears Sidecars
RACE 7 - STATISTICS

Competitors Started 20
Planned Start 2024-08-03 @ 16:00:00.000
Actual Start 2024-08-03 @ 17:02:37.455
Finish Time 2024-08-03 @ 17:11:44.073
Track Length 2.1800mi.
Total Laps 78
Total Distance Covered 170.0414mi.

Session Fastest Lap History

NO	CL	NAME	LAP TIME	TIME OF DAY	LAP	VEHICLE
97	F2	DAWSON / LISSAMAN	1:43.498	17:06:10.529	2	Derbyshire Yamaha

Session Leader History

NO	CL	NAME	FROM LAP	LAPS LED	DISTANCE	VEHICLE
97	F2	DAWSON / LISSAMAN	1	5	10.90 miles	Derbyshire Yamaha

Flag History

TYPE	TIME OF DAY
GREEN	17:02:37.455
FINISH	17:11:44.073

Flag Statistics

TYPE	COUNT	TOTAL LAPS	TOTAL TIME
Green	1	5	12:41.988
Red	0	0	0.000
Safety Car	0	0	0.000
FCY	0	0	0.000

International Sidecar Revival Meeting @ Cadwell Park
FSRA 1st Call Refrigeration Pre-Injection & Bears Sidecars
RACE 7 - STATISTICS

CLASS : F1

7 Starters

Fastest Lap History

NO	NAME	LAP TIME	TIME OF DAY	LAP	VEHICLE
9	FAIRHURST / ANDREWS	1:47.363	17:06:19.346	2	Kawasaki ZX9R

Leader History

NO	NAME	FROM LAP	LAPS LED	DISTANCE	VEHICLE
9	FAIRHURST / ANDREWS	1	5	10.90 miles	Kawasaki ZX9R

International Sidecar Revival Meeting @ Cadwell Park
FSRA 1st Call Refrigeration Pre-Injection & Bears Sidecars
RACE 7 - STATISTICS

CLASS : F2

8 Starters

Fastest Lap History

NO	NAME	LAP TIME	TIME OF DAY	LAP	VEHICLE
97	DAWSON / LISSAMAN	1:43.498	17:06:10.529	2	Derbyshire Yamaha

Leader History

NO	NAME	FROM LAP	LAPS LED	DISTANCE	VEHICLE
97	DAWSON / LISSAMAN	1	5	10.90 miles	Derbyshire Yamaha

International Sidecar Revival Meeting @ Cadwell Park
FSRA 1st Call Refrigeration Pre-Injection & Bears Sidecars
RACE 7 - STATISTICS

CLASS : Bears

5 Starters

Fastest Lap History

NO	NAME	LAP TIME	TIME OF DAY	LAP	VEHICLE
125	WHITAKER / HOLROYD	1:59.986	17:07:20.693	2	BMW K100
125	WHITAKER / HOLROYD	1:59.736	17:11:20.656	4	BMW K100

Leader History

NO	NAME	FROM LAP	LAPS LED	DISTANCE	VEHICLE
125	WHITAKER / HOLROYD	1	5	10.90 miles	BMW K100

International Sidecar Revival Meeting @ Cadwell Park

FSRA 1st Call Refrigeration Pre-Injection & Bears Sidecars

RACE 5 - GRID (8 Laps)



ROW 14	40	2:19.136	92 ROOME / WARNER	41		42	96 WILKINS / FRASER
ROW 13	37	2:04.065	2 KEMP / AUSTIN	38		39	2:13.905 91 DOWNES / OSTERHOLZER
ROW 12	34	1:59.736	125 WHITAKER / HOLROYD	35		36	2:02.151 74 McCAIN / SCAWTHORN
ROW 11							
ROW 10	28		73 CRAWFORD / BAXTER	29		30	
ROW 9	25		908 SAVILLE / WOOLCOTT	26		27	4 WILLIAMS / PARRY
ROW 8	22		127 McMAHON / RANSON	23		24	11 McVEY / ROONEY
ROW 7	19	2:10.566	156 TYRRELL / THOMAS	20		21	98 T.WHEATLEY / N.WHEATLEY
ROW 6	16	2:03.436	16 SALLEH / ANDREWS	17		18	2:04.109 167 PETTMAN / MOSS
ROW 5	13	2:03.318	71 BANISTER / PORTER	14		15	56 GILROY / OLDROYD
ROW 4	10	2:01.060	52 NOBLE / CAIGER	11		12	2:01.410 181 TIBBLES / GREENWOOD
ROW 3	7	1:51.905	14 FAIRHURST / BURNS	8		9	1:57.550 32 G.KNIGHT / S.KNIGHT
ROW 2	4	1:49.148	25 BINGHAM / FAIRHURST	5		6	1:51.458 54 QUIRK / REEVES
ROW 1	1	1:43.498	97 DAWSON / LISSAMAN	2		3	1:47.363 9 FAIRHURST / ANDREWS
Pole							

These results are provisional until the conclusion of any judicial and technical matters.

Cadwell Park: 2.1800 miles

Clerk Of Course: <i>Tony MacBride</i>	Stewards:	Timekeeper: <i>Richard Evans</i>	
------------------------------------------	-----------	-------------------------------------	--

Results can be found at www.tsl-timing.com

Printed - 17:19 Saturday, 03 August 2024



International Sidecar Revival Meeting @ Cadwell Park

BMCRC F1 & F2 Sidecars & FSRA Pre-Injection Sidecars

WARM UP - CLASSIFICATION

POS	NO	CL	PIC	NAME	ENTRY	TIME	ON	LAPS	GAP	DIFF	MPH
1	70	F1	1	ARCHER / HYDE	Adolf RS Yamaha - Hannafin Contratoors	1:40.036	3	3			78.45
2	158	F2	1	L.SAUNDERS / STELL	Shelbourne Honda - The Royal Oak Worleston	1:46.386	3	3	6.350	6.350	73.76
3	76	F2	2	PEARSON / PARKER	LCR F2 -	1:46.788	3	3	6.752	0.402	73.49
4	69	F2	3	LAMBERT / HAYNES & JAVENS	LCR Honda - Graham Anne Ward	1:48.184	4	5	8.148	1.396	72.54
5	113	F2	4	HANDCOCK / BEVAN	Shelbourne F2 - r j contracting	1:49.396	2	3	9.360	1.212	71.73
6	29	F2	5	SHIPLEY / ASTLEY	LCR Suzuki -	1:50.368	5	5	10.332	0.972	71.10
7	146	F2	6	R.SAUNDERS / SMYTH	LCR Suzuki -	1:50.658	3	3	10.622	0.290	70.92
8	96*	F2	7	F.GALE / B.GALE	Ireson KTM 790 - 4everTT	1:51.382	4	4	11.346	0.724	70.46
9	30	F2	8	BUTLER / SAUNDERS	Ireson F2 - MDK Office Seating Ltd / Marin Motorsport	1:54.677	4	5	14.641	3.295	68.43
10	11	F1	1	McVEY / ROONEY	Derbyshire Suzuki -	1:54.728	4	5	14.692	0.051	68.40
11	73	F2	9	PRING / PARKIN	Shand Suzuki - R & M Appleby Ltd	1:54.894	4	5	14.858	0.166	68.30
12	666	F2	10	HANKS / BANKS & KIRK	GLR Honda - JHM racing / Greg Lambert Racing	1:56.590	5	5	16.554	1.696	67.31
13	58	F2	11	EASTELL / EASTELL	Windle F2 - Lee Eastell Engineering services ltd	1:56.893	1	1	16.857	0.303	67.13
14	14	F1	2	FAIRHURST / BURNS	Yamaha F1 - MRB Fencing Doncaster	1:57.279	3	5	17.243	0.386	66.91
15	127	F1	3	McMAHON / RANSON	Shelbourne Suzuki -	2:00.528	2	5	20.492	3.249	65.11
16	32	F2	1	G.KNIGHT / S.KNIGHT	Yamaha Thundercat -	2:01.825	2	2	21.789	1.297	64.42
17	61	F1	2	FORREST / NIX	Yamaha - Tweedvale Motorcycles	2:03.289	1	1	23.253	1.464	63.65
18	56	F2	2	GILROY / OLDROYD	Yamaha Thundercay - 1st Call Refrigeration	2:03.375	1	2	23.339	0.086	63.61
19	52	F2	3	NOBLE / CAIGER	Hayes F2 - Power Tool Rentals	2:03.812	2	2	23.776	0.437	63.38
20	71	F2	4	BANISTER / PORTER	MRE Suzuki - Fine Cut Developments	2:05.399	4	4	25.363	1.587	62.58
21	4	F2	5	WILLIAMS / PARRY	Sidecar F2 -	2:06.236	2	2	26.200	0.837	62.16
22	98	F1	4	T.WHEATLEY / N.WHEATLEY	Ireson Yamaha - Peter Wheatley	2:07.702	2	2	27.666	1.466	61.45
23	167	F1	3	PETTMAN / MOSS	Baker Yamaha - Wesso Racing	2:08.139	3	3	28.103	0.437	61.24
24	16	F2	6	SALLEH / ANDREWS	Ireson Thundercat -	2:09.566	2	2	29.530	1.427	60.57
25	908	F2	7	SAVILLE / WOOLCOTT	Sidecar Honda -	2:21.021	1	1	40.985	11.455	55.65

Comments:

#96 - No working transponder, please fix for racing.

Weather / Track : Bright / Dry

These results are provisional until the conclusion of any judicial and technical matters.

Date: 04/08/2024 Start: 09:24 Finish: 09:34

Cadwell Park: 2.1800 miles

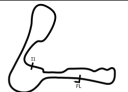
Clerk Of Course:

Tony MacBride

Stewards:

Timekeeper:

Richard Evans

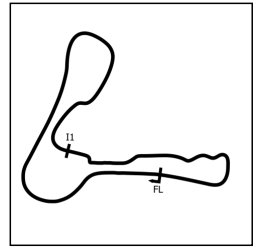


Results can be found at www.tsl-timing.com

Printed - 09:38 Sunday, 04 August 2024



International Sidecar Revival Meeting @ Cadwell Park
BMCRC F1 & F2 Sidecars & FSRA Pre-Injection Sidecars
WARM UP - SECTOR ANALYSIS



SECTOR 1 = FL to I1, SECTOR 2 = I1 to FL, DIFF = Difference To Personal Best Lap, P = Crossed Finish Line in Pit Lane, D = Time Disallowed

P1 70 F1		ARCHER / HYDE		Adolf RS Yamaha - Hannafin Contrators			
IDEAL LAP TIME : 1:39.937		BEST LAP TIME : 1:40.036		DIFFERENCE : 0.099			
LAP	SECTOR 1	SECTOR 2	LAP TIME	MPH	DIFF	TIME OF DAY	
1 -	1:02.958	43.268	1:46.226 (3)	73.88	6.190	09:27:12.191	
2 -	58.632	42.016	1:40.648 (2)	77.97	0.612	09:28:52.839	
3 -	57.921	42.115	1:40.036 (1)	78.45		09:30:32.875	

P2 158 F2		L.SAUNDERS / STELL		Shelbourne Honda - The Royal Oak Worleston			
IDEAL LAP TIME : 1:46.386		BEST LAP TIME : 1:46.386		DIFFERENCE : 0.000			
LAP	SECTOR 1	SECTOR 2	LAP TIME	MPH	DIFF	TIME OF DAY	
1 -	1:16.830	51.401	2:08.231 (3)	61.20	21.845	09:28:07.205	
2 -	1:09.126	46.187	1:55.313 (2)	68.05	8.927	09:30:02.518	
3 -	1:01.645	44.741	1:46.386 (1)	73.76		09:31:48.904	

P3 76 F2		PEARSON / PARKER		LCR F2 -			
IDEAL LAP TIME : 1:46.788		BEST LAP TIME : 1:46.788		DIFFERENCE : 0.000			
LAP	SECTOR 1	SECTOR 2	LAP TIME	MPH	DIFF	TIME OF DAY	
1 -	1:09.603	47.133	1:56.736 (3)	67.22	9.948	09:27:34.775	
2 -	1:03.744	45.876	1:49.620 (2)	71.59	2.832	09:29:24.395	
3 -	1:02.427	44.361	1:46.788 (1)	73.49		09:31:11.183	

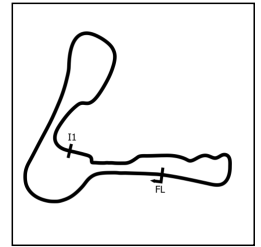
P4 69 F2		LAMBERT / HAYNES & JAVENS		LCR Honda - Graham Anne Ward			
IDEAL LAP TIME : 1:48.184		BEST LAP TIME : 1:48.184		DIFFERENCE : 0.000			
LAP	SECTOR 1	SECTOR 2	LAP TIME	MPH	DIFF	TIME OF DAY	
1 -	1:08.508	48.426	1:56.934	67.11	8.750	09:27:58.769	
2 -	1:02.757	45.852	1:48.609 (2)	72.25	0.425	09:29:47.378	
3 -	1:03.778	46.538	1:50.316	71.14	2.132	09:31:37.694	
4 -	1:02.517	45.667	1:48.184 (1)	72.54		09:33:25.878	
5 -	1:02.726	46.153	1:48.879 (3)	72.08	0.695	09:35:14.757	

P5 113 F2		HANDCOCK / BEVAN		Shelbourne F2 - r j contracting			
IDEAL LAP TIME : 1:48.104		BEST LAP TIME : 1:49.396		DIFFERENCE : 1.292			
LAP	SECTOR 1	SECTOR 2	LAP TIME	MPH	DIFF	TIME OF DAY	
1 -	1:07.326	48.108	1:55.434 (3)	67.98	6.038	09:29:21.187	
2 -	1:03.089	46.307	1:49.396 (1)	71.73		09:31:10.583	
3 -	1:04.453	46.324	1:50.777 (2)	70.84	1.381	09:33:01.360	

P6 29 F2		SHIPLEY / ASTLEY		LCR Suzuki -			
IDEAL LAP TIME : 1:50.160		BEST LAP TIME : 1:50.368		DIFFERENCE : 0.208			
LAP	SECTOR 1	SECTOR 2	LAP TIME	MPH	DIFF	TIME OF DAY	
1 -	1:12.743	50.069	2:02.812	63.90	12.444	09:27:39.541	
2 -	1:08.540	49.582	1:58.122	66.44	7.754	09:29:37.663	
3 -	1:04.349	47.144	1:51.493 (3)	70.39	1.125	09:31:29.156	
4 -	1:03.953	46.730	1:50.683 (2)	70.90	0.315	09:33:19.839	
5 -	1:04.161	46.207	1:50.368 (1)	71.10		09:35:10.207	

P7 146 F2		R.SAUNDERS / SMYTH		LCR Suzuki -			
IDEAL LAP TIME : 1:50.658		BEST LAP TIME : 1:50.658		DIFFERENCE : 0.000			
LAP	SECTOR 1	SECTOR 2	LAP TIME	MPH	DIFF	TIME OF DAY	
1 -	1:06.326	47.826	1:54.152 (3)	68.75	3.494	09:27:20.292	
2 -	1:04.803	46.958	1:51.761 (2)	70.22	1.103	09:29:12.053	
3 -	1:03.763	46.895	1:50.658 (1)	70.92		09:31:02.711	

International Sidecar Revival Meeting @ Cadwell Park
BMCRC F1 & F2 Sidecars & FSRA Pre-Injection Sidecars
WARM UP - SECTOR ANALYSIS



SECTOR 1 = FL to I1, SECTOR 2 = I1 to FL, DIFF = Difference To Personal Best Lap, P = Crossed Finish Line in Pit Lane, D = Time Disallowed

P8 96 F2		F.GALE / B.GALE		Ireson KTM 790 - 4everTT		
IDEAL LAP TIME :		BEST LAP TIME : 1:51.382		DIFFERENCE :		
LAP	SECTOR 1	SECTOR 2	LAP TIME	MPH	DIFF	TIME OF DAY
1 -			2:07.050	61.77	15.668	09:27:47.662
2 -			1:55.591 (2)	67.89	4.209	09:29:43.253
3 -			1:59.526 (3)	65.65	8.144	09:31:42.779
4 -			1:51.382 (1)	70.46		09:33:34.161

P9 30 F2		BUTLER / SAUNDERS		Ireson F2 - MDK Office Seating Ltd / Marin Motorsport		
IDEAL LAP TIME : 1:54.677		BEST LAP TIME : 1:54.677		DIFFERENCE : 0.000		
LAP	SECTOR 1	SECTOR 2	LAP TIME	MPH	DIFF	TIME OF DAY
1 -	1:16.581	55.827	2:12.408	59.27	17.731	09:28:10.944
2 -	1:13.379	53.773	2:07.152	61.72	12.475	09:30:18.096
3 -	1:08.494	52.352	2:00.846 (3)	64.94	6.169	09:32:18.942
4 -	1:06.777	47.900	1:54.677 (1)	68.43		09:34:13.619
5 -	1:08.165	48.446	1:56.611 (2)	67.30	1.934	09:36:10.230

P10 11 F1		McVEY / ROONEY		Derbyshire Suzuki -		
IDEAL LAP TIME : 1:54.501		BEST LAP TIME : 1:54.728		DIFFERENCE : 0.227		
LAP	SECTOR 1	SECTOR 2	LAP TIME	MPH	DIFF	TIME OF DAY
1 -	1:15.404	49.747	2:05.151	62.70	10.423	09:27:43.049
2 -	1:09.303	50.909	2:00.212	65.28	5.484	09:29:43.261
3 -	1:10.678	48.160	1:58.838 (3)	66.04	4.110	09:31:42.099
4 -	1:06.812	47.916	1:54.728 (1)	68.40		09:33:36.827
5 -	1:06.585	49.719	1:56.304 (2)	67.47	1.576	09:35:33.131

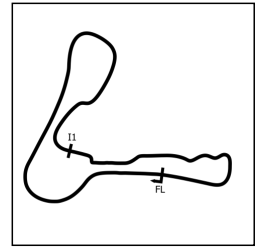
P11 73 F2		PRING / PARKIN		Shand Suzuki - R & M Appleby Ltd		
IDEAL LAP TIME : 1:54.294		BEST LAP TIME : 1:54.894		DIFFERENCE : 0.600		
LAP	SECTOR 1	SECTOR 2	LAP TIME	MPH	DIFF	TIME OF DAY
1 -	1:19.104	51.453	2:10.557	60.11	15.663	09:27:54.855
2 -	1:10.749	49.469	2:00.218	65.28	5.324	09:29:55.073
3 -	1:10.949	48.763	1:59.712 (3)	65.55	4.818	09:31:54.785
4 -	1:07.024	47.870	1:54.894 (1)	68.30		09:33:49.679
5 -	1:08.875	47.270	1:56.145 (2)	67.57	1.251	09:35:45.824

P12 666 F2		HANKS / BANKS & KIRK		GLR Honda - JHM racing / Greg Lambert Racing		
IDEAL LAP TIME : 1:56.590		BEST LAP TIME : 1:56.590		DIFFERENCE : 0.000		
LAP	SECTOR 1	SECTOR 2	LAP TIME	MPH	DIFF	TIME OF DAY
1 -	1:14.643	54.824	2:09.467	60.61	12.877	09:28:10.648
2 -	1:12.954	51.526	2:04.480	63.04	7.890	09:30:15.128
3 -	1:09.417	49.757	1:59.174 (3)	65.85	2.584	09:32:14.302
4 -	1:09.253	49.694	1:58.947 (2)	65.97	2.357	09:34:13.249
5 -	1:08.145	48.445	1:56.590 (1)	67.31		09:36:09.839

P13 58 F2		EASTELL / EASTELL		Windle F2 - Lee Eastell Engineering services ltd		
IDEAL LAP TIME : 1:56.893		BEST LAP TIME : 1:56.893		DIFFERENCE : 0.000		
LAP	SECTOR 1	SECTOR 2	LAP TIME	MPH	DIFF	TIME OF DAY
1 -	1:07.517	49.376	1:56.893 (1)	67.13		09:27:21.162

P14 14 F1		FAIRHURST / BURNS		Yamaha F1 - MRB Fencing Doncaster		
IDEAL LAP TIME : 1:57.279		BEST LAP TIME : 1:57.279		DIFFERENCE : 0.000		
LAP	SECTOR 1	SECTOR 2	LAP TIME	MPH	DIFF	TIME OF DAY
1 -	1:12.659	50.464	2:03.123	63.74	5.844	09:27:37.874
2 -	1:09.962	49.579	1:59.541 (3)	65.65	2.262	09:29:37.415
3 -	1:07.828	49.451	1:57.279 (1)	66.91		09:31:34.694
4 -	1:08.343	49.581	1:57.924 (2)	66.55	0.645	09:33:32.618
5 -	1:09.469	50.308	1:59.777	65.52	2.498	09:35:32.395

International Sidecar Revival Meeting @ Cadwell Park
BMCRC F1 & F2 Sidecars & FSRA Pre-Injection Sidecars
WARM UP - SECTOR ANALYSIS



SECTOR 1 = FL to I1, SECTOR 2 = I1 to FL, DIFF = Difference To Personal Best Lap, P = Crossed Finish Line in Pit Lane, D = Time Disallowed

P15	127 F1	McMAHON / RANSON	Shelbourne Suzuki -			
IDEAL LAP TIME : 1:59.675		BEST LAP TIME : 2:00.528		DIFFERENCE : 0.853		
LAP	SECTOR 1	SECTOR 2	LAP TIME	MPH	DIFF	TIME OF DAY
1 -	1:13.998	50.806	2:04.804	62.88	4.276	09:27:42.128
2 -	1:09.407	51.121	2:00.528 (1)	65.11		09:29:42.656
3 -	1:10.743	53.016	2:03.759	63.41	3.231	09:31:46.415
4 -	1:10.560	51.040	2:01.600 (3)	64.54	1.072	09:33:48.015
5 -	1:11.124	50.268	2:01.392 (2)	64.65	0.864	09:35:49.407

P16	32 F2	G.KNIGHT / S.KNIGHT	Yamaha Thundercat -			
IDEAL LAP TIME : 2:01.609		BEST LAP TIME : 2:01.825		DIFFERENCE : 0.216		
LAP	SECTOR 1	SECTOR 2	LAP TIME	MPH	DIFF	TIME OF DAY
1 -	1:14.701	51.031	2:05.732 (2)	62.41	3.907	09:27:39.251
2 -	1:10.578	51.247	2:01.825 (1)	64.42		09:29:41.076

P17	61 F1	FORREST / NIX	Yamaha - Tweedvale Motorcycles			
IDEAL LAP TIME : 1:55.743		BEST LAP TIME : 2:03.289		DIFFERENCE : 7.546		
LAP	SECTOR 1	SECTOR 2	LAP TIME	MPH	DIFF	TIME OF DAY
1 -	1:14.055	49.234	2:03.289 (1)	63.65		09:27:48.991

P18	56 F2	GILROY / OLDROYD	Yamaha Thundercay - 1st Call Refrigeration			
IDEAL LAP TIME : 2:01.303		BEST LAP TIME : 2:03.375		DIFFERENCE : 2.072		
LAP	SECTOR 1	SECTOR 2	LAP TIME	MPH	DIFF	TIME OF DAY
1 -	1:11.569	51.806	2:03.375 (1)	63.61		09:28:11.261
2 -	1:13.528	53.591	2:07.119 (2)	61.73	3.744	09:30:18.380

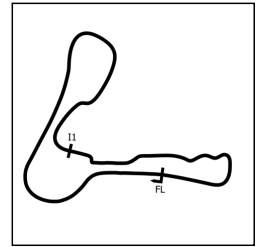
P19	52 F2	NOBLE / CAIGER	Hayes F2 - Power Tool Rentals			
IDEAL LAP TIME : 2:03.812		BEST LAP TIME : 2:03.812		DIFFERENCE : 0.000		
LAP	SECTOR 1	SECTOR 2	LAP TIME	MPH	DIFF	TIME OF DAY
1 -	1:27.422	58.835	2:26.257 (2)	53.65	22.445	09:28:24.826
2 -	1:11.753	52.059	2:03.812 (1)	63.38		09:30:28.638

P20	71 F2	BANISTER / PORTER	MRE Suzuki - Fine Cut Developments			
IDEAL LAP TIME : 2:04.648		BEST LAP TIME : 2:05.399		DIFFERENCE : 0.751		
LAP	SECTOR 1	SECTOR 2	LAP TIME	MPH	DIFF	TIME OF DAY
1 -	1:24.744	55.635	2:20.379	55.90	14.980	09:28:10.502
2 -	1:13.514	54.235	2:07.749 (3)	61.43	2.350	09:30:18.251
3 -	1:12.667	53.580	2:06.247 (2)	62.16	0.848	09:32:24.498
4 -	1:11.068	54.331	2:05.399 (1)	62.58		09:34:29.897

P21	4 F2	WILLIAMS / PARRY	Sidecar F2 -			
IDEAL LAP TIME : 2:05.710		BEST LAP TIME : 2:06.236		DIFFERENCE : 0.526		
LAP	SECTOR 1	SECTOR 2	LAP TIME	MPH	DIFF	TIME OF DAY
1 -	1:21.039	54.878	2:15.917 (2)	57.74	9.681	09:28:21.520
2 -	1:13.600	52.636	2:06.236 (1)	62.16		09:30:27.756

P22	98 F1	T.WHEATLEY / N.WHEATLEY	Ireson Yamaha - Peter Wheatley			
IDEAL LAP TIME : 2:07.702		BEST LAP TIME : 2:07.702		DIFFERENCE : 0.000		
LAP	SECTOR 1	SECTOR 2	LAP TIME	MPH	DIFF	TIME OF DAY
1 -	1:18.682	56.089	2:14.771 (2)	58.23	7.069	09:28:12.639
2 -	1:13.173	54.529	2:07.702 (1)	61.45		09:30:20.341

International Sidecar Revival Meeting @ Cadwell Park
BMCRC F1 & F2 Sidecars & FSRA Pre-Injection Sidecars
WARM UP - SECTOR ANALYSIS



SECTOR 1 = FL to I1, SECTOR 2 = I1 to FL, DIFF = Difference To Personal Best Lap, P = Crossed Finish Line in Pit Lane, D = Time Disallowed

LAP	SECTOR 1	SECTOR 2	LAP TIME	MPH	DIFF	TIME OF DAY
P23 167 F1 PETTMAN / MOSS Baker Yamaha - Wesso Racing IDEAL LAP TIME : 2:06.650 BEST LAP TIME : 2:08.139 DIFFERENCE : 1.489						
1 -	1:21.444	54.947	2:16.391 (3)	57.54	8.252	09:28:01.103
2 -	1:16.343	53.531	2:09.874 (2)	60.42	1.735	09:30:10.977
3 -	1:15.275	52.864	2:08.139 (1)	61.24		09:32:19.116
P24 16 F2 SALLEH / ANDREWS Ireson Thundercat - IDEAL LAP TIME : 2:07.326 BEST LAP TIME : 2:09.566 DIFFERENCE : 2.240						
1 -	1:21.082	56.026	2:17.108 (2)	57.24	7.542	09:28:08.141
2 -	1:15.044	54.522	2:09.566 (1)	60.57		09:30:17.707
P25 908 F2 SAVILLE / WOOLCOTT Sidecar Honda - IDEAL LAP TIME : 2:18.835 BEST LAP TIME : 2:21.021 DIFFERENCE : 2.186						
1 -	1:24.180	56.841	2:21.021 (1)	55.65		09:28:07.588

International Sidecar Revival Meeting @ Cadwell Park

BMCRC F1 & F2 Sidecars & FSRA Pre-Injection Sidecars

WARM UP - BEST SECTORS

SECTOR 1			SECTOR 2			IDEAL / BEST COMPARISON						
POS	NO	NAME	TIME	NO	NAME	TIME	POS	NO	NAME	IDEAL	BEST	DIFF
									PERFECT LAP	1:39.937		
1	70	ARCHER / HYDE	57.921	70	ARCHER / HYDE	42.016	1	70	ARCHER / HYDE	1:39.937	1:40.036	0.099
2	158	L.SAUNDERS / STELL	1:01.645	76	PEARSON / PARKER	44.361	2	158	L.SAUNDERS / STELL	1:46.386	1:46.386	0.000
3	113	HANDCOCK / BEVAN	1:01.797	158	L.SAUNDERS / STELL	44.741	3	76	PEARSON / PARKER	1:46.788	1:46.788	0.000
4	76	PEARSON / PARKER	1:02.427	69	LAMBERT / HAYNES & JAVEN	45.667	4	113	HANDCOCK / BEVAN	1:48.104	1:49.396	1.292
5	69	LAMBERT / HAYNES & JAVEN	1:02.517	29	SHIPLEY / ASTLEY	46.207	5	69	LAMBERT / HAYNES	1:48.184	1:48.184	0.000
6	146	R.SAUNDERS / SMYTH	1:03.763	113	HANDCOCK / BEVAN	46.307	6	29	SHIPLEY / ASTLEY	1:50.160	1:50.368	0.208
7	29	SHIPLEY / ASTLEY	1:03.953	146	R.SAUNDERS / SMYTH	46.895	7	146	R.SAUNDERS / SMYTH	1:50.658	1:50.658	0.000
8	61	FORREST / NIX	1:06.509	73	PRING / PARKIN	47.270	8	73	PRING / PARKIN	1:54.294	1:54.894	0.600
9	11	McVEY / ROONEY	1:06.585	30	BUTLER / SAUNDERS	47.900	9	11	McVEY / ROONEY	1:54.501	1:54.728	0.227
10	30	BUTLER / SAUNDERS	1:06.777	11	McVEY / ROONEY	47.916	10	30	BUTLER / SAUNDERS	1:54.677	1:54.677	0.000
11	73	PRING / PARKIN	1:07.024	666	HANKS / BANKS & KIRK	48.445	11	61	FORREST / NIX	1:55.743	2:03.289	7.546
12	58	EASTELL / EASTELL	1:07.517	61	FORREST / NIX	49.234	12	666	HANKS / BANKS & KIRK	1:56.590	1:56.590	0.000
13	14	FAIRHURST / BURNS	1:07.828	58	EASTELL / EASTELL	49.376	13	58	EASTELL / EASTELL	1:56.893	1:56.893	0.000
14	666	HANKS / BANKS & KIRK	1:08.145	14	FAIRHURST / BURNS	49.451	14	14	FAIRHURST / BURNS	1:57.279	1:57.279	0.000
15	127	McMAHON / RANSON	1:09.407	127	McMAHON / RANSON	50.268	15	127	McMAHON / RANSON	1:59.675	2:00.528	0.853
16	56	GILROY / OLDROYD	1:09.497	32	G.KNIGHT / S.KNIGHT	51.031	16	56	GILROY / OLDROYD	2:01.303	2:03.375	2.072
17	32	G.KNIGHT / S.KNIGHT	1:10.578	56	GILROY / OLDROYD	51.806	17	32	G.KNIGHT / S.KNIGHT	2:01.609	2:01.825	0.216
18	71	BANISTER / PORTER	1:11.068	52	NOBLE / CAIGER	52.059	18	52	NOBLE / CAIGER	2:03.812	2:03.812	0.000
19	52	NOBLE / CAIGER	1:11.753	4	WILLIAMS / PARRY	52.636	19	71	BANISTER / PORTER	2:04.648	2:05.399	0.751
20	16	SALLEH / ANDREWS	1:12.804	167	PETTMAN / MOSS	52.864	20	4	WILLIAMS / PARRY	2:05.710	2:06.236	0.526
21	4	WILLIAMS / PARRY	1:13.074	71	BANISTER / PORTER	53.580	21	167	PETTMAN / MOSS	2:06.650	2:08.139	1.489
22	98	T.WHEATLEY / N.WHEATLEY	1:13.173	16	SALLEH / ANDREWS	54.522	22	16	SALLEH / ANDREWS	2:07.326	2:09.566	2.240
23	167	PETTMAN / MOSS	1:13.786	98	T.WHEATLEY / N.WHEATLEY	54.529	23	98	T.WHEATLEY / N.WH	2:07.702	2:07.702	0.000
24	908	SAVILLE / WOOLCOTT	1:21.994	908	SAVILLE / WOOLCOTT	56.841	24	908	SAVILLE / WOOLCOTT	2:18.835	2:21.021	2.186
25							25	96	F.GALE / B.GALE		1:51.382	

International Sidecar Revival Meeting @ Cadwell Park
BMCRC F1 & F2 Sidecars & FSRA Pre-Injection Sidecars
WARM UP - STATISTICS

Competitors Started 25
Planned Start 2024-08-04 @ 09:26:00.000
Actual Start 2024-08-04 @ 09:24:48.130
Finish Time 2024-08-04 @ 09:34:47.463
Track Length 2.1800mi.
Total Laps 81
Total Distance Covered 176.5815mi.

Session Fastest Lap History

NO	CL	NAME	LAP TIME	TIME OF DAY	LAP	VEHICLE
70	F1	ARCHER / HYDE	1:46.226	09:27:12.211	1	Adolf RS Yamaha
70	F1	ARCHER / HYDE	1:40.648	09:28:52.858	2	Adolf RS Yamaha
70	F1	ARCHER / HYDE	1:40.036	09:30:32.895	3	Adolf RS Yamaha

Flag History

TYPE	TIME OF DAY
GREEN	09:24:48.130
FINISH	09:34:47.463

Flag Statistics

TYPE	COUNT	TOTAL LAPS	TOTAL TIME
Green	1	5	12:32.565
Red	0	0	0.000
Safety Car	0	0	0.000
FCY	0	0	0.000

International Sidecar Revival Meeting @ Cadwell Park
BMCRC F1 & F2 Sidecars & FSRA Pre-Injection Sidecars
WARM UP - STATISTICS

CLASS : F1

3 Starters

Fastest Lap History

NO	NAME	LAP TIME	TIME OF DAY	LAP	VEHICLE
70	ARCHER / HYDE	1:46.226	09:27:12.211	1	Adolf RS Yamaha
70	ARCHER / HYDE	1:40.648	09:28:52.858	2	Adolf RS Yamaha
70	ARCHER / HYDE	1:40.036	09:30:32.895	3	Adolf RS Yamaha

International Sidecar Revival Meeting @ Cadwell Park
BMCRC F1 & F2 Sidecars & FSRA Pre-Injection Sidecars
WARM UP - STATISTICS

CLASS : F2

11 Starters

Fastest Lap History

NO	NAME	LAP TIME	TIME OF DAY	LAP	VEHICLE
146	R.SAUNDERS / SMYTH	1:54.152	09:27:20.313	1	LCR Suzuki
146	R.SAUNDERS / SMYTH	1:51.761	09:29:12.076	2	LCR Suzuki
76	PEARSON / PARKER	1:49.620	09:29:24.417	2	LCR F2
69	LAMBERT / HAYNES & JAVENS	1:48.609	09:29:47.398	2	LCR Honda
76	PEARSON / PARKER	1:46.788	09:31:11.204	3	LCR F2
158	L.SAUNDERS / STELL	1:46.386	09:31:48.926	3	Shelbourne Honda

International Sidecar Revival Meeting @ Cadwell Park
BMCRC F1 & F2 Sidecars & FSRA Pre-Injection Sidecars
WARM UP - STATISTICS

CLASS : F1

5 Starters

Fastest Lap History

NO	NAME	LAP TIME	TIME OF DAY	LAP	VEHICLE
14	FAIRHURST / BURNS	2:03.123	09:27:37.897	1	Yamaha F1
14	FAIRHURST / BURNS	1:59.541	09:29:37.438	2	Yamaha F1
14	FAIRHURST / BURNS	1:57.279	09:31:34.718	3	Yamaha F1
11	McVEY / ROONEY	1:54.728	09:33:36.845	4	Derbyshire Suzuki

International Sidecar Revival Meeting @ Cadwell Park
BMCRC F1 & F2 Sidecars & FSRA Pre-Injection Sidecars
WARM UP - STATISTICS

CLASS : F2

7 Starters

Fastest Lap History

NO	NAME	LAP TIME	TIME OF DAY	LAP	VEHICLE
32	G.KNIGHT / S.KNIGHT	2:05.732	09:27:39.274	1	Yamaha Thundercat
56	GILROY / OLDROYD	2:03.375	09:28:11.285	1	Yamaha Thundercay
32	G.KNIGHT / S.KNIGHT	2:01.825	09:29:41.098	2	Yamaha Thundercat

International Sidecar Revival Meeting @ Cadwell Park

FSRA 1st Call Refrigeration Pre-Injection & Bears Sidecars



RACE 5 - CLASSIFICATION

Race Distance: 8 Laps / 17.44 miles

POS	NO	CL	PIC	NAME	ENTRY	LAPS	TIME	GAP	DIFF	MPH	BEST	ON	GRD	↑↓
1	9	F1	1	FAIRHURST / ANDREWS	Kawasaki ZX9R - Image in Vinyl	8	14:43.492			71.06	1:46.786	2	2	1
2	54	F1	2	QUIRK / REEVES	Bellas Vincent - Quirk's Classics	8	14:56.405	12.913	12.913	70.04	1:50.286	3	4	2
3	14	F1	3	FAIRHURST / BURNS	Yamaha F1 - MRB Fencing Doncaster	8	15:13.011	29.519	16.606	68.76	1:51.086	7	5	2
4	56	F2	1	GILROY / OLDROYD	Yamaha Thundercay - 1st Call Refrigeration	8	15:24.348	40.856	11.337	67.92	1:52.399	2	10	6
5	127	F1	4	McMAHON / RANSON	Shelbourne Suzuki -	8	15:50.789	1:07.297	26.441	66.03	1:56.002	2	15	10
6	52	F2	2	NOBLE / CAIGER	Hayes F2 - Power Tool Rentals	8	15:50.969	1:07.477	0.180	66.02	1:54.994	8	7	1
7	16	F2	3	SALLEH / ANDREWS	Ireson Thundercat -	8	16:04.547	1:21.055	13.578	65.09	1:57.228	2	11	4
8	32	F2	4	G.KNIGHT / S.KNIGHT	Yamaha Thundercat -	8	16:28.227	1:44.735	23.680	63.53	2:00.306	8	6	-2
9	71	F2	5	BANISTER / PORTER	MRE Suzuki - Fine Cut Developments	8	16:29.488	1:45.996	1.261	63.45	2:01.715	8	9	0
10	125	Bears	1	WHITAKER / HOLROYD	BMW K100 -	8	16:30.999	1:47.507	1.511	63.35	1:57.997	6	20	10
11	908	F2	6	SAVILLE / WOOLCOTT	Sidecar Honda -	7	14:43.573	1 Lap	1 Lap	62.17	2:04.291	4	17	6
12	74	Bears	2	McCAIN / SCAWTHORN	BMW K100 - Handcrafted Joints	7	14:44.621	1 Lap	1.048	62.10	2:00.975	5	21	9
13	4	F2	7	WILLIAMS / PARRY	Sidecar F2 -	7	14:45.976	1 Lap	1.355	62.00	2:02.347	7	18	5
14	2	Bears	3	KEMP / AUSTIN	Moto Guzzi Le Mans -	7	15:00.101	1 Lap	14.125	61.03	2:04.410	4	22	8
15	167	F1	5	PETTMAN / MOSS	Baker Yamaha - Wesso Racing	7	15:23.870	1 Lap	23.769	59.46	2:09.697	7	12	-3
16	91	Bears	4	DOWNES / OSTERHOLZER	BMW K100 - Morris Vermaport Lifts	7	16:21.923	1 Lap	58.053	55.94	2:11.344	3	23	7
17	92	Bears	5	ROOME / WARNER	BMW K100 -	7	17:00.351	1 Lap	38.428	53.84	2:20.185	7	24	7

NOT CLASSIFIED

DNF	156	F2		TYRRELL / THOMAS	Baker Thundercat - MDD Mobile Digital Displays	4	9:00.746	4 Laps	3 Laps	58.05	2:12.769	3	13	
DNF	11	F1		McVEY / ROONEY	Derbyshire Suzuki -	3	5:59.498	5 Laps	1 Lap	65.49	1:55.556	3	16	
DNF	181	F1		TIBBLES / GREENWOOD	FJ Yamaha -	0							8	

FASTEST LAP

	9	F1		FAIRHURST / ANDREWS	Kawasaki ZX9R - Image in Vinyl	2	1:46.786			73.49 mph	118.27 kph			
	56	F2		GILROY / OLDROYD	Yamaha Thundercay - 1st Call Refrigeration	2	1:52.399			69.82 mph	112.36 kph			
	125	Bears		WHITAKER / HOLROYD	BMW K100 -	6	1:57.997			66.51 mph	107.03 kph			

Comments:

Class F1 - 92.5% of Race Speed = 65.73 mph
 Class F2 - 92.5% of Race Speed = 62.82 mph
 Class Bears - 92.5% of Race Speed = 58.59 mph

Weather / Track : Bright / Dry

These results are provisional until the conclusion of any judicial and technical matters.

Date: 04/08/2024 Start: 11:40 Finish: 11:55

Cadwell Park: 2.1800 miles

Clerk Of Course:

Tony MacBride

Stewards:

Timekeeper:

Richard Evans



Results can be found at www.tsl-timing.com

Printed - 11:58 Sunday, 04 August 2024



International Sidecar Revival Meeting @ Cadwell Park

FSRA 1st Call Refrigeration Pre-Injection & Bears Sidecars

RACE 5 - LAP CHART

LAP 1 @ 11:42:12.281

NO	BEHIND	LAP TIME
54		1:55.394
9	0.209	1:55.603
14	5.861	2:01.255
32	8.894	2:04.288
56	8.924	2:04.318
127	10.080	2:05.474
16	11.130	2:06.524
11	11.692	2:07.086
71	13.303	2:08.697
52	13.760	2:09.154
908	16.355	2:11.749
4	16.493	2:11.887
167	21.458	2:16.852
156	24.006	2:19.400
125	31.115	2:26.509
74	32.455	2:27.849
2	35.438	2:30.832
92	48.456	2:43.850
91	48.589	2:43.983

LAP 2 @ 11:43:59.276

NO	BEHIND	LAP TIME
9		1:46.786
54	3.935	1:50.930
14	12.390	1:53.524
56	14.328	1:52.399
127	19.087	1:56.002
16	21.363	1:57.228
11	21.553	1:56.856
32	25.145	2:03.246
52	25.450	1:58.685
71	29.617	2:03.309
908	33.838	2:04.478
4	36.604	2:07.106
167	44.681	2:10.218
125	44.998	2:00.878
74	46.958	2:01.498
156	49.949	2:12.938
2	53.029	2:04.586
91	1:14.262	2:12.668
92	1:28.227	2:26.766

LAP 3 @ 11:45:47.422

NO	BEHIND	LAP TIME
9		1:48.146
54	6.075	1:50.286
14	17.015	1:52.771
56	20.348	1:54.166
127	28.563	1:57.622
11	28.963	1:55.556
16	33.558	2:00.341
52	35.193	1:57.889
32	42.833	2:05.834
71	43.484	2:02.013
908	51.773	2:06.081
4	55.767	2:07.309
125	58.749	2:01.897
74	1:03.256	2:04.444
167	1:09.904	2:13.369
2	1:10.370	2:05.487
156	1:14.572	2:12.769
91	1:37.460	2:11.344

LAP 4 @ 11:47:36.544

NO	BEHIND	LAP TIME
9		1:49.122
54	9.758	1:52.805
92	1 Lap	2:23.411
14	20.509	1:52.616
56	26.930	1:55.704
127	38.690	1:59.249
16	44.807	2:00.371
52	45.188	1:59.117
71	57.175	2:02.813
32	1:00.316	2:06.605
908	1:06.942	2:04.291
125	1:08.590	1:58.963
4	1:14.061	2:07.416
74	1:17.618	2:03.484
2	1:25.658	2:04.410
167	1:31.935	2:11.153
156	1:41.089	2:15.639

LAP 5 @ 11:49:27.162

NO	BEHIND	LAP TIME
9		1:50.618
54	10.488	1:51.348
91	1 Lap	2:14.168
14	22.263	1:52.372
56	31.804	1:55.492
92	1 Lap	2:21.143
127	46.846	1:58.774
52	52.400	1:57.830
16	55.012	2:00.823
71	1:11.229	2:04.672
32	1:12.277	2:02.579
125	1:19.286	2:01.314
908	1:21.874	2:05.550
74	1:27.975	2:00.975
4	1:28.949	2:05.506
2	1:39.837	2:04.797

LAP 6 @ 11:51:19.149

NO	BEHIND	LAP TIME
9		1:51.987
167	1 Lap	2:11.296
54	10.251	1:51.750
14	23.219	1:52.943
56	33.274	1:53.457
91	1 Lap	2:15.972
127	52.542	1:57.683
52	56.649	1:56.236
16	1:03.214	2:00.189
92	1 Lap	2:21.846
71	1:22.684	2:03.442
32	1:22.809	2:02.519
125	1:25.296	1:57.997
908	1:35.803	2:05.916
74	1:38.342	2:02.354
4	1:41.367	2:04.405

LAP 7 @ 11:53:09.538

NO	BEHIND	LAP TIME
9		1:50.389
2	1 Lap	2:04.971

54	11.372	1:51.510
167	1 Lap	2:11.285
14	23.916	1:51.086
56	36.950	1:54.065
127	1:01.211	1:59.058
52	1:03.324	1:57.064
91	1 Lap	2:19.725
16	1:11.835	1:59.010
71	1:35.122	2:02.827
32	1:35.270	2:02.850
125	1:35.902	2:00.995
92	1 Lap	2:23.150

LAP 8 @ 11:55:00.379

NO	BEHIND	LAP TIME
9		1:50.841
908	1 Lap	2:05.508
74	1 Lap	2:04.017
4	1 Lap	2:02.347
54	12.913	1:52.382
2	1 Lap	2:05.018
14	29.519	1:56.444
167	1 Lap	2:09.697
56	40.856	1:54.747
127	1:07.297	1:56.927
52	1:07.477	1:54.994
16	1:21.055	2:00.061
91	1 Lap	2:24.063
32	1:44.735	2:00.306
71	1:45.996	2:01.715
125	1:47.507	2:02.446
92	1 Lap	2:20.185

International Sidecar Revival Meeting @ Cadwell Park

FSRA 1st Call Refrigeration Pre-Injection & Bears Sidecars

RACE 5 - POSITION CHART

No	Name	Lap Pos	Lap								
			1	2	3	4	5	6	7	8	
9	FAIRHURST / ANDREW	1	54	9	9	9	9	9	9	9	9
54	QUIRK / REEVES	2	9	54	54	54	54	54	54	54	54
14	FAIRHURST / BURNS	3	14	14	14	14	14	14	14	14	14
32	G.KNIGHT / S.KNIGHT	4	32	56	56	56	56	56	56	56	56
52	NOBLE / CAIGER	5	56	127	127	127	127	127	127	127	127
181	TIBBLES / GREENWOOD	6	127	16	11	16	52	52	52	52	52
71	BANISTER / PORTER	7	16	11	16	52	16	16	16	16	16
56	GILROY / OLDROYD	8	11	32	52	71	71	71	71	32	32
16	SALLEH / ANDREWS	9	71	52	32	32	32	32	32	71	71
167	PETTMAN / MOSS	10	52	71	71	908	125	125	125	125	125
156	TYRRELL / THOMAS	11	908	908	908	125	908	908	908	908	908
127	McMAHON / RANSON	12	4	4	4	4	74	74	74	74	74
11	McVEY / ROONEY	13	167	167	125	74	4	4	4	4	4
908	SAVILLE / WOOLCOTT	14	156	125	74	2	2	2	2	2	2
4	WILLIAMS / PARRY	15	125	74	167	167	167	167	167	167	167
125	WHITAKER / HOLROYD	16	74	156	2	156	91	91	91	91	91
74	McCAIN / SCAWTHORN	17	2	2	156	91	92	92	92	92	92
2	KEMP / AUSTIN	18	92	91	91	92					
91	DOWNES / OSTERHOLM	19	91	92	92						
92	ROOME / WARNER	20									

International Sidecar Revival Meeting @ Cadwell Park

FSRA 1st Call Refrigeration Pre-Injection & Bears Sidecars

RACE 5 - SECTOR ANALYSIS



SECTOR 1 = FL to I1, SECTOR 2 = I1 to FL, DIFF = Difference To Personal Best Lap, P = Crossed Finish Line in Pit Lane, D = Time Disallowed

P1 9 F1		FAIRHURST / ANDREWS		Kawasaki ZX9R - Image in Vinyl		
IDEAL LAP TIME : 1:46.786		BEST LAP TIME : 1:46.786		DIFFERENCE : 0.000		
LAP	SECTOR 1	SECTOR 2	LAP TIME	MPH	DIFF	TIME OF DAY
1 -		46.821	1:55.603	67.88	8.817	11:42:12.490
2 -	1:01.771	45.015	1:46.786 (1)	73.49		11:43:59.276
3 -	1:02.076	46.070	1:48.146 (2)	72.56	1.360	11:45:47.422
4 -	1:02.984	46.138	1:49.122 (3)	71.92	2.336	11:47:36.544
5 -	1:04.042	46.576	1:50.618	70.94	3.832	11:49:27.162
6 -	1:05.380	46.607	1:51.987	70.08	5.201	11:51:19.149
7 -	1:03.852	46.537	1:50.389	71.09	3.603	11:53:09.538
8 -	1:03.482	47.359	1:50.841	70.80	4.055	11:55:00.379

P2 54 F1		QUIRK / REEVES		Bellas Vincent - Quirk's Classics		
IDEAL LAP TIME : 1:49.961		BEST LAP TIME : 1:50.286		DIFFERENCE : 0.325		
LAP	SECTOR 1	SECTOR 2	LAP TIME	MPH	DIFF	TIME OF DAY
1 -		46.834	1:55.394	68.01	5.108	11:42:12.281
2 -	1:03.681	47.249	1:50.930 (2)	70.74	0.644	11:44:03.211
3 -	1:03.127	47.159	1:50.286 (1)	71.16		11:45:53.497
4 -	1:03.217	49.588	1:52.805	69.57	2.519	11:47:46.302
5 -	1:03.361	47.987	1:51.348 (3)	70.48	1.062	11:49:37.650
6 -	1:03.779	47.971	1:51.750	70.22	1.464	11:51:29.400
7 -	1:04.077	47.433	1:51.510	70.37	1.224	11:53:20.910
8 -	1:04.105	48.277	1:52.382	69.83	2.096	11:55:13.292

P3 14 F1		FAIRHURST / BURNS		Yamaha F1 - MRB Fencing Doncaster		
IDEAL LAP TIME : 1:50.878		BEST LAP TIME : 1:51.086		DIFFERENCE : 0.208		
LAP	SECTOR 1	SECTOR 2	LAP TIME	MPH	DIFF	TIME OF DAY
1 -		48.375	2:01.255	64.72	10.169	11:42:18.142
2 -	1:06.017	47.507	1:53.524	69.13	2.438	11:44:11.666
3 -	1:05.508	47.263	1:52.771	69.59	1.685	11:46:04.437
4 -	1:04.962	47.654	1:52.616 (3)	69.68	1.530	11:47:57.053
5 -	1:05.698	46.674	1:52.372 (2)	69.84	1.286	11:49:49.425
6 -	1:06.269	46.674	1:52.943	69.48	1.857	11:51:42.368
7 -	1:04.204	46.882	1:51.086 (1)	70.64		11:53:33.454
8 -	1:08.224	48.220	1:56.444	67.39	5.358	11:55:29.898

P4 56 F2		GILROY / OLDROYD		Yamaha Thundercay - 1st Call Refrigeration		
IDEAL LAP TIME : 1:52.203		BEST LAP TIME : 1:52.399		DIFFERENCE : 0.196		
LAP	SECTOR 1	SECTOR 2	LAP TIME	MPH	DIFF	TIME OF DAY
1 -		49.623	2:04.318	63.12	11.919	11:42:21.205
2 -	1:04.277	48.122	1:52.399 (1)	69.82		11:44:13.604
3 -	1:04.485	49.681	1:54.166	68.74	1.767	11:46:07.770
4 -	1:07.259	48.445	1:55.704	67.82	3.305	11:48:03.474
5 -	1:07.566	47.926	1:55.492	67.95	3.093	11:49:58.966
6 -	1:05.521	47.936	1:53.457 (2)	69.17	1.058	11:51:52.423
7 -	1:05.371	48.694	1:54.065 (3)	68.80	1.666	11:53:46.488
8 -	1:06.042	48.705	1:54.747	68.39	2.348	11:55:41.235

P5 127 F1		McMAHON / RANSON		Shelbourne Suzuki -		
IDEAL LAP TIME : 1:55.465		BEST LAP TIME : 1:56.002		DIFFERENCE : 0.537		
LAP	SECTOR 1	SECTOR 2	LAP TIME	MPH	DIFF	TIME OF DAY
1 -		50.415	2:05.474	62.54	9.472	11:42:22.361
2 -	1:06.719	49.283	1:56.002 (1)	67.65		11:44:18.363
3 -	1:08.451	49.171	1:57.622 (3)	66.72	1.620	11:46:15.985
4 -	1:08.711	50.538	1:59.249	65.81	3.247	11:48:15.234
5 -	1:08.308	50.466	1:58.774	66.07	2.772	11:50:14.008
6 -	1:08.937	48.746	1:57.683	66.68	1.681	11:52:11.691
7 -	1:08.993	50.065	1:59.058	65.91	3.056	11:54:10.749
8 -	1:07.424	49.503	1:56.927 (2)	67.11	0.925	11:56:07.676

International Sidecar Revival Meeting @ Cadwell Park

FSRA 1st Call Refrigeration Pre-Injection & Bears Sidecars

RACE 5 - SECTOR ANALYSIS



SECTOR 1 = FL to I1, SECTOR 2 = I1 to FL, DIFF = Difference To Personal Best Lap, P = Crossed Finish Line in Pit Lane, D = Time Disallowed

P6 52 F2 NOBLE / CAIGER		Hayes F2 - Power Tool Rentals				
IDEAL LAP TIME : 1:54.364		BEST LAP TIME : 1:54.994		DIFFERENCE : 0.630		
LAP	SECTOR 1	SECTOR 2	LAP TIME	MPH	DIFF	TIME OF DAY
1 -		49.881	2:09.154	60.76	14.160	11:42:26.041
2 -	1:09.721	48.964	1:58.685	66.12	3.691	11:44:24.726
3 -	1:09.560	48.329	1:57.889	66.57	2.895	11:46:22.615
4 -	1:09.016	50.101	1:59.117	65.88	4.123	11:48:21.732
5 -	1:10.065	47.765	1:57.830	66.60	2.836	11:50:19.562
6 -	1:06.975	49.261	1:56.236 (2)	67.51	1.242	11:52:15.798
7 -	1:08.344	48.720	1:57.064 (3)	67.04	2.070	11:54:12.862
8 -	1:07.605	47.389	1:54.994 (1)	68.24		11:56:07.856

P7 16 F2 SALLEH / ANDREWS		Ireson Thundercat -				
IDEAL LAP TIME : 1:56.790		BEST LAP TIME : 1:57.228		DIFFERENCE : 0.438		
LAP	SECTOR 1	SECTOR 2	LAP TIME	MPH	DIFF	TIME OF DAY
1 -		51.823	2:06.524	62.02	9.296	11:42:23.411
2 -	1:06.979	50.249	1:57.228 (1)	66.94		11:44:20.639
3 -	1:09.493	50.848	2:00.341	65.21	3.113	11:46:20.980
4 -	1:10.447	49.924	2:00.371	65.19	3.143	11:48:21.351
5 -	1:10.914	49.909	2:00.823	64.95	3.595	11:50:22.174
6 -	1:10.378	49.811	2:00.189	65.29	2.961	11:52:22.363
7 -	1:08.659	50.351	1:59.010 (2)	65.94	1.782	11:54:21.373
8 -	1:09.452	50.609	2:00.061 (3)	65.36	2.833	11:56:21.434

P8 32 F2 G.KNIGHT / S.KNIGHT		Yamaha Thundercat -				
IDEAL LAP TIME : 2:00.005		BEST LAP TIME : 2:00.306		DIFFERENCE : 0.301		
LAP	SECTOR 1	SECTOR 2	LAP TIME	MPH	DIFF	TIME OF DAY
1 -		49.922	2:04.288	63.14	3.982	11:42:21.175
2 -	1:10.083	53.163	2:03.246	63.67	2.940	11:44:24.421
3 -	1:13.648	52.186	2:05.834	62.36	5.528	11:46:30.255
4 -	1:15.214	51.391	2:06.605	61.98	6.299	11:48:36.860
5 -	1:12.047	50.532	2:02.579 (3)	64.02	2.273	11:50:39.439
6 -	1:11.173	51.346	2:02.519 (2)	64.05	2.213	11:52:41.958
7 -	1:11.313	51.537	2:02.850	63.88	2.544	11:54:44.808
8 -	1:10.159	50.147	2:00.306 (1)	65.23		11:56:45.114

P9 71 F2 BANISTER / PORTER		MRE Suzuki - Fine Cut Developments				
IDEAL LAP TIME : 2:00.732		BEST LAP TIME : 2:01.715		DIFFERENCE : 0.983		
LAP	SECTOR 1	SECTOR 2	LAP TIME	MPH	DIFF	TIME OF DAY
1 -		50.999	2:08.697	60.98	6.982	11:42:25.584
2 -	1:10.106	53.203	2:03.309	63.64	1.594	11:44:28.893
3 -	1:10.411	51.602	2:02.013 (2)	64.32	0.298	11:46:30.906
4 -	1:10.505	52.308	2:02.813 (3)	63.90	1.098	11:48:33.719
5 -	1:12.812	51.860	2:04.672	62.94	2.957	11:50:38.391
6 -	1:11.621	51.821	2:03.442	63.57	1.727	11:52:41.833
7 -	1:11.130	51.697	2:02.827	63.89	1.112	11:54:44.660
8 -	1:11.089	50.626	2:01.715 (1)	64.47		11:56:46.375

P10 125 Bears WHITAKER / HOLROYD		BMW K100 -				
IDEAL LAP TIME : 1:57.484		BEST LAP TIME : 1:57.997		DIFFERENCE : 0.513		
LAP	SECTOR 1	SECTOR 2	LAP TIME	MPH	DIFF	TIME OF DAY
1 -		50.938	2:26.509	53.56	28.512	11:42:43.396
2 -	1:08.982	51.896	2:00.878 (3)	64.92	2.881	11:44:44.274
3 -	1:11.193	50.704	2:01.897	64.38	3.900	11:46:46.171
4 -	1:09.208	49.755	1:58.963 (2)	65.97	0.966	11:48:45.134
5 -	1:10.848	50.466	2:01.314	64.69	3.317	11:50:46.448
6 -	1:07.729	50.268	1:57.997 (1)	66.51		11:52:44.445
7 -	1:10.024	50.971	2:00.995	64.86	2.998	11:54:45.440
8 -	1:11.581	50.865	2:02.446	64.09	4.449	11:56:47.886

International Sidecar Revival Meeting @ Cadwell Park

FSRA 1st Call Refrigeration Pre-Injection & Bears Sidecars

RACE 5 - SECTOR ANALYSIS



SECTOR 1 = FL to I1, SECTOR 2 = I1 to FL, DIFF = Difference To Personal Best Lap, P = Crossed Finish Line in Pit Lane, D = Time Disallowed

P11 908 F2 SAVILLE / WOOLCOTT		Sidecar Honda -				
IDEAL LAP TIME : 2:02.675		BEST LAP TIME : 2:04.291		DIFFERENCE : 1.616		
LAP	SECTOR 1	SECTOR 2	LAP TIME	MPH	DIFF	TIME OF DAY
1 -		51.359	2:11.749	59.56	7.458	11:42:28.636
2 -	1:11.316	53.162	2:04.478 (2)	63.04	0.187	11:44:33.114
3 -	1:13.590	52.491	2:06.081	62.24	1.790	11:46:39.195
4 -	1:11.553	52.738	2:04.291 (1)	63.14		11:48:43.486
5 -	1:12.788	52.762	2:05.550	62.50	1.259	11:50:49.036
6 -	1:13.126	52.790	2:05.916	62.32	1.625	11:52:54.952
7 -	1:13.165	52.343	2:05.508 (3)	62.53	1.217	11:55:00.460

P12 74 Bears McCAIN / SCAWTHORN		BMW K100 - Handcrafted Joints				
IDEAL LAP TIME : 2:00.861		BEST LAP TIME : 2:00.975		DIFFERENCE : 0.114		
LAP	SECTOR 1	SECTOR 2	LAP TIME	MPH	DIFF	TIME OF DAY
1 -		51.963	2:27.849	53.08	26.874	11:42:44.736
2 -	1:10.164	51.334	2:01.498 (2)	64.59	0.523	11:44:46.234
3 -	1:11.791	52.653	2:04.444	63.06	3.469	11:46:50.678
4 -	1:12.476	51.008	2:03.484	63.55	2.509	11:48:54.162
5 -	1:10.278	50.697	2:00.975 (1)	64.87		11:50:55.137
6 -	1:10.600	51.754	2:02.354 (3)	64.14	1.379	11:52:57.491
7 -	1:11.085	52.932	2:04.017	63.28	3.042	11:55:01.508

P13 4 F2 WILLIAMS / PARRY		Sidecar F2 -				
IDEAL LAP TIME : 2:02.347		BEST LAP TIME : 2:02.347		DIFFERENCE : 0.000		
LAP	SECTOR 1	SECTOR 2	LAP TIME	MPH	DIFF	TIME OF DAY
1 -		51.711	2:11.887	59.50	9.540	11:42:28.774
2 -	1:12.626	54.480	2:07.106	61.74	4.759	11:44:35.880
3 -	1:14.906	52.403	2:07.309	61.64	4.962	11:46:43.189
4 -	1:15.052	52.364	2:07.416	61.59	5.069	11:48:50.605
5 -	1:14.092	51.414	2:05.506 (3)	62.53	3.159	11:50:56.111
6 -	1:12.330	52.075	2:04.405 (2)	63.08	2.058	11:53:00.516
7 -	1:11.071	51.276	2:02.347 (1)	64.14		11:55:02.863

P14 2 Bears KEMP / AUSTIN		Moto Guzzi Le Mans -				
IDEAL LAP TIME : 2:03.404		BEST LAP TIME : 2:04.410		DIFFERENCE : 1.006		
LAP	SECTOR 1	SECTOR 2	LAP TIME	MPH	DIFF	TIME OF DAY
1 -		51.975	2:30.832	52.03	26.422	11:42:47.719
2 -	1:11.706	52.880	2:04.586 (2)	62.99	0.176	11:44:52.305
3 -	1:11.429	54.058	2:05.487	62.54	1.077	11:46:57.792
4 -	1:11.822	52.588	2:04.410 (1)	63.08		11:49:02.202
5 -	1:12.220	52.577	2:04.797 (3)	62.88	0.387	11:51:06.999
6 -	1:12.049	52.922	2:04.971	62.79	0.561	11:53:11.970
7 -	1:12.263	52.755	2:05.018	62.77	0.608	11:55:16.988

P15 167 F1 PETTMAN / MOSS		Baker Yamaha - Wesso Racing				
IDEAL LAP TIME : 2:09.340		BEST LAP TIME : 2:09.697		DIFFERENCE : 0.357		
LAP	SECTOR 1	SECTOR 2	LAP TIME	MPH	DIFF	TIME OF DAY
1 -		54.330	2:16.852	57.34	7.155	11:42:33.739
2 -	1:16.492	53.726	2:10.218 (2)	60.26	0.521	11:44:43.957
3 -	1:18.783	54.586	2:13.369	58.84	3.672	11:46:57.326
4 -	1:17.212	53.941	2:11.153 (3)	59.83	1.456	11:49:08.479
5 -	1:16.832	54.464	2:11.296	59.77	1.599	11:51:19.775
6 -	1:16.891	54.394	2:11.285	59.77	1.588	11:53:31.060
7 -	1:15.614	54.083	2:09.697 (1)	60.51		11:55:40.757

International Sidecar Revival Meeting @ Cadwell Park

FSRA 1st Call Refrigeration Pre-Injection & Bears Sidecars

RACE 5 - SECTOR ANALYSIS



SECTOR 1 = FL to I1, SECTOR 2 = I1 to FL, DIFF = Difference To Personal Best Lap, P = Crossed Finish Line in Pit Lane, D = Time Disallowed

P16 91 Bears DOWNES / OSTERHOLZER		BMW K100 - Morris Vermaport Lifts				
IDEAL LAP TIME : 2:10.995		BEST LAP TIME : 2:11.344		DIFFERENCE : 0.349		
LAP	SECTOR 1	SECTOR 2	LAP TIME	MPH	DIFF	TIME OF DAY
1 -		56.807	2:43.983	47.85	32.639	11:43:00.870
2 -	1:17.495	55.173	2:12.668 (2)	59.15	1.324	11:45:13.538
3 -	1:15.822	55.522	2:11.344 (1)	59.75		11:47:24.882
4 -	1:18.149	56.019	2:14.168 (3)	58.49	2.824	11:49:39.050
5 -	1:19.034	56.938	2:15.972	57.71	4.628	11:51:55.022
6 -	1:21.118	58.607	2:19.725	56.16	8.381	11:54:14.747
7 -	1:24.016	1:00.047	2:24.063	54.47	12.719	11:56:38.810

P17 92 Bears ROOME / WARNER		BMW K100 -				
IDEAL LAP TIME : 2:19.768		BEST LAP TIME : 2:20.185		DIFFERENCE : 0.417		
LAP	SECTOR 1	SECTOR 2	LAP TIME	MPH	DIFF	TIME OF DAY
1 -		57.547	2:43.850	47.89	23.665	11:43:00.737
2 -	1:22.277	1:04.489	2:26.766	53.47	6.581	11:45:27.503
3 -	1:23.364	1:00.047	2:23.411	54.72	3.226	11:47:50.914
4 -	1:22.548	58.595	2:21.143 (2)	55.60	0.958	11:50:12.057
5 -	1:23.364	58.482	2:21.846 (3)	55.32	1.661	11:52:33.903
6 -	1:23.881	59.269	2:23.150	54.82	2.965	11:54:57.053
7 -	1:22.694	57.491	2:20.185 (1)	55.98		11:57:17.238

P18 156 F2 TYRRELL / THOMAS		Baker Thundercat - MDD Mobile Digital Displays				
IDEAL LAP TIME : 2:09.941		BEST LAP TIME : 2:12.769		DIFFERENCE : 2.828		
LAP	SECTOR 1	SECTOR 2	LAP TIME	MPH	DIFF	TIME OF DAY
1 -		53.862	2:19.400	56.29	6.631	11:42:36.287
2 -	1:16.079	56.859	2:12.938 (2)	59.03	0.169	11:44:49.225
3 -	1:17.523	55.246	2:12.769 (1)	59.11		11:47:01.994
4 -	1:20.335	55.304	2:15.639 (3)	57.85	2.870	11:49:17.633

P19 11 F1 McVEY / ROONEY		Derbyshire Suzuki -				
IDEAL LAP TIME : 1:55.289		BEST LAP TIME : 1:55.556		DIFFERENCE : 0.267		
LAP	SECTOR 1	SECTOR 2	LAP TIME	MPH	DIFF	TIME OF DAY
1 -		48.990	2:07.086	61.75	11.530	11:42:23.973
2 -	1:07.550	49.306	1:56.856 (2)	67.16	1.300	11:44:20.829
3 -	1:06.299	49.257	1:55.556 (1)	67.91		11:46:16.385

International Sidecar Revival Meeting @ Cadwell Park

FSRA 1st Call Refrigeration Pre-Injection & Bears Sidecars

RACE 5 - BEST SECTORS

SECTOR 1			SECTOR 2			IDEAL / BEST COMPARISON						
POS	NO	NAME	TIME	NO	NAME	TIME	POS	NO	NAME	IDEAL	BEST	DIFF
									PERFECT LAP	1:46.786		
1	9	FAIRHURST / ANDREWS	1:01.771	9	FAIRHURST / ANDREWS	45.015	1	9	FAIRHURST / ANDRE	1:46.786	1:46.786	0.000
2	54	QUIRK / REEVES	1:03.127	14	FAIRHURST / BURNS	46.674	2	54	QUIRK / REEVES	1:49.961	1:50.286	0.325
3	14	FAIRHURST / BURNS	1:04.204	54	QUIRK / REEVES	46.834	3	14	FAIRHURST / BURNS	1:50.878	1:51.086	0.208
4	56	GILROY / OLDROYD	1:04.277	52	NOBLE / CAIGER	47.389	4	56	GILROY / OLDROYD	1:52.203	1:52.399	0.196
5	11	McVEY / ROONEY	1:06.299	56	GILROY / OLDROYD	47.926	5	52	NOBLE / CAIGER	1:54.364	1:54.994	0.630
6	127	McMAHON / RANSON	1:06.719	127	McMAHON / RANSON	48.746	6	11	McVEY / ROONEY	1:55.289	1:55.556	0.267
7	52	NOBLE / CAIGER	1:06.975	11	McVEY / ROONEY	48.990	7	127	McMAHON / RANSON	1:55.465	1:56.002	0.537
8	16	SALLEH / ANDREWS	1:06.979	125	WHITAKER / HOLROYD	49.755	8	16	SALLEH / ANDREWS	1:56.790	1:57.228	0.438
9	125	WHITAKER / HOLROYD	1:07.729	16	SALLEH / ANDREWS	49.811	9	125	WHITAKER / HOLRO	1:57.484	1:57.997	0.513
10	32	G.KNIGHT / S.KNIGHT	1:10.083	32	G.KNIGHT / S.KNIGHT	49.922	10	32	G.KNIGHT / S.KNIGH	2:00.005	2:00.306	0.301
11	71	BANISTER / PORTER	1:10.106	71	BANISTER / PORTER	50.626	11	71	BANISTER / PORTER	2:00.732	2:01.715	0.983
12	74	McCAIN / SCAWTHORN	1:10.164	74	McCAIN / SCAWTHORN	50.697	12	74	McCAIN / SCAWTHOF	2:00.861	2:00.975	0.114
13	4	WILLIAMS / PARRY	1:11.071	4	WILLIAMS / PARRY	51.276	13	4	WILLIAMS / PARRY	2:02.347	2:02.347	0.000
14	908	SAVILLE / WOOLCOTT	1:11.316	908	SAVILLE / WOOLCOTT	51.359	14	908	SAVILLE / WOOLCOT	2:02.675	2:04.291	1.616
15	2	KEMP / AUSTIN	1:11.429	2	KEMP / AUSTIN	51.975	15	2	KEMP / AUSTIN	2:03.404	2:04.410	1.006
16	167	PETTMAN / MOSS	1:15.614	167	PETTMAN / MOSS	53.726	16	167	PETTMAN / MOSS	2:09.340	2:09.697	0.357
17	91	DOWNES / OSTERHOLZER	1:15.822	156	TYRRELL / THOMAS	53.862	17	156	TYRRELL / THOMAS	2:09.941	2:12.769	2.828
18	156	TYRRELL / THOMAS	1:16.079	91	DOWNES / OSTERHOLZER	55.173	18	91	DOWNES / OSTERHC	2:10.995	2:11.344	0.349
19	92	ROOME / WARNER	1:22.277	92	ROOME / WARNER	57.491	19	92	ROOME / WARNER	2:19.768	2:20.185	0.417
20												

International Sidecar Revival Meeting @ Cadwell Park
FSRA 1st Call Refrigeration Pre-Injection & Bears Sidecars
RACE 5 - STATISTICS

Competitors Started 20
Planned Start 2024-08-04 @ 11:20:00.000
Actual Start 2024-08-04 @ 11:40:16.886
Finish Time 2024-08-04 @ 11:55:00.378
Track Length 2.1800mi.
Total Laps 136
Total Distance Covered 296.4825mi.

Session Fastest Lap History

NO	CL	NAME	LAP TIME	TIME OF DAY	LAP	VEHICLE
9	F1	FAIRHURST / ANDREWS	1:46.786	11:43:59.293	2	Kawasaki ZX9R

Session Leader History

NO	CL	NAME	FROM LAP	LAPS LED	DISTANCE	VEHICLE
54	F1	QUIRK / REEVES	1	1	2.18 miles	Bellas Vincent
9	F1	FAIRHURST / ANDREWS	2	7	15.26 miles	Kawasaki ZX9R

Flag History

TYPE	TIME OF DAY
GREEN	11:40:16.886
FINISH	11:55:00.378

Flag Statistics

TYPE	COUNT	TOTAL LAPS	TOTAL TIME
Green	1	8	18:09.688
Red	0	0	0.000
Safety Car	0	0	0.000
FCY	0	0	0.000

International Sidecar Revival Meeting @ Cadwell Park
FSRA 1st Call Refrigeration Pre-Injection & Bears Sidecars
RACE 5 - STATISTICS

CLASS : F1

7 Starters

Fastest Lap History

NO	NAME	LAP TIME	TIME OF DAY	LAP	VEHICLE
9	FAIRHURST / ANDREWS	1:46.786	11:43:59.293	2	Kawasaki ZX9R

Leader History

NO	NAME	FROM LAP	LAPS LED	DISTANCE	VEHICLE
54	QUIRK / REEVES	1	1	2.18 miles	Bellas Vincent
9	FAIRHURST / ANDREWS	2	7	15.26 miles	Kawasaki ZX9R

International Sidecar Revival Meeting @ Cadwell Park
FSRA 1st Call Refrigeration Pre-Injection & Bears Sidecars
RACE 5 - STATISTICS

CLASS : F2

8 Starters

Fastest Lap History

NO	NAME	LAP TIME	TIME OF DAY	LAP	VEHICLE
56	GILROY / OLDROYD	1:52.399	11:44:13.627	2	Yamaha Thundercay

Leader History

NO	NAME	FROM LAP	LAPS LED	DISTANCE	VEHICLE
32	G.KNIGHT / S.KNIGHT	1	1	2.18 miles	Yamaha Thundercat
56	GILROY / OLDROYD	2	7	15.26 miles	Yamaha Thundercay

International Sidecar Revival Meeting @ Cadwell Park
FSRA 1st Call Refrigeration Pre-Injection & Bears Sidecars
RACE 5 - STATISTICS

CLASS : Bears

5 Starters

Fastest Lap History

NO	NAME	LAP TIME	TIME OF DAY	LAP	VEHICLE
125	WHITAKER / HOLROYD	2:00.878	11:44:44.290	2	BMW K100
125	WHITAKER / HOLROYD	1:58.963	11:48:45.151	4	BMW K100
125	WHITAKER / HOLROYD	1:57.997	11:52:44.461	6	BMW K100

Leader History

NO	NAME	FROM LAP	LAPS LED	DISTANCE	VEHICLE
125	WHITAKER / HOLROYD	1	8	17.44 miles	BMW K100

International Sidecar Revival Meeting @ Cadwell Park

FSRA 1st Call Refrigeration Pre-Injection & Bears Sidecars

RACE 12 - GRID (8 Laps)



ROW 14	40	2:20.185	92	ROOME / WARNER	41		42	96	WILKINS / FRASER	
ROW 13	37	2:04.410	2	KEMP / AUSTIN	38		39	2:11.344	91	DOWNES / OSTERHOLZER
ROW 12	34	1:57.997	125	WHITAKER / HOLROYD	35		36	2:00.975	74	McCAIN / SCAWTHORN
ROW 11										
ROW 10	28		73	CRAWFORD / BAXTER	29		30			
ROW 9	25		25	BINGHAM / FAIRHURST	26		27		98	T.WHEATLEY / N.WHEATLEY
ROW 8	22		181	TIBBLES / GREENWOOD	23		24		97	DAWSON / LISSAMAN
ROW 7	19	2:09.697	167	PETTMAN / MOSS	20		21	2:12.769	156	TYRRELL / THOMAS
ROW 6	16	2:01.715	71	BANISTER / PORTER	17		18	2:04.291	908	SAVILLE / WOOLCOTT
ROW 5	13	2:00.306	32	G.KNIGHT / S.KNIGHT	14		15	2:02.347	4	WILLIAMS / PARRY
ROW 4	10	1:56.002	127	McMAHON / RANSON	11		12	1:57.228	16	SALLEH / ANDREWS
ROW 3	7	1:54.994	52	NOBLE / CAIGER	8		9	1:55.556	11	McVEY / ROONEY
ROW 2	4	1:51.086	14	FAIRHURST / BURNS	5		6	1:52.399	56	GILROY / OLDROYD
ROW 1	1	1:46.786	9	FAIRHURST / ANDREWS	2		3	1:50.286	54	QUIRK / REEVES
				Pole						

These results are provisional until the conclusion of any judicial and technical matters.

Cadwell Park: 2.1800 miles

Clerk Of Course: <i>Tony MacBride</i>	Stewards:	Timekeeper: <i>Richard Evans</i>	
------------------------------------------	-----------	-------------------------------------	--

Results can be found at www.tsl-timing.com

Printed - 12:05 Sunday, 04 August 2024



International Sidecar Revival Meeting @ Cadwell Park

FSRA 1st Call Refrigeration Pre-Injection & Bears Sidecars



RACE 12 - CLASSIFICATION

Race Distance: 8 Laps / 17.44 miles

POS	NO	CL	PIC	NAME	ENTRY	LAPS	TIME	GAP	DIFF	MPH	BEST	ON	GRD	↑↓
1	9	F1	1	FAIRHURST / ANDREWS	Kawasaki ZX9R - Image in Vinyl	8	14:55.446			70.11	1:48.723	2	1	0
2	56	F2	1	GILROY / OLDROYD	Yamaha Thundercay - 1st Call Refrigeration	8	15:07.927	12.481	12.481	69.15	1:50.623	7	4	2
3	14	F1	2	FAIRHURST / BURNS	Yamaha F1 - MRB Fencing Doncaster	8	15:24.496	29.050	16.569	67.91	1:52.110	4	3	0
4	11	F1	3	McVEY / ROONEY	Derbyshire Suzuki -	8	15:43.544	48.098	19.048	66.54	1:54.954	4	6	2
5	52	F2	2	NOBLE / CAIGER	Hayes F2 - Power Tool Rentals	8	15:43.944	48.498	0.400	66.51	1:55.396	2	5	0
6	908	F2	3	SAVILLE / WOOLCOTT	Sidecar Honda -	8	16:29.704	1:34.258	45.760	63.43	2:01.508	4	12	6
7	71	F2	4	BANISTER / PORTER	MRE Suzuki - Fine Cut Developments	8	16:30.657	1:35.211	0.953	63.37	2:00.926	2	11	4
8	181	F1	4	TIBBLES / GREENWOOD	FJ Yamaha -	8	16:38.104	1:42.658	7.447	62.90	2:00.546	2	15	7
9	125	Bears	1	WHITAKER / HOLROYD	BMW K100 -	8	16:38.273	1:42.827	0.169	62.89	1:59.119	5	20	11
10	74	Bears	2	McCAIN / SCAWTHORN	BMW K100 - Handcrafted Joints	8	16:48.024	1:52.578	9.751	62.28	2:00.820	5	21	11
11	2	Bears	3	KEMP / AUSTIN	Moto Guzzi Le Mans -	7	15:09.902	1 Lap	1 Lap	60.37	2:05.444	2	22	11
12	91	Bears	4	DOWNES / OSTERHOLZER	BMW K100 - Morris Vermaport Lifts	7	16:29.568	1 Lap	1:19.666	55.51	2:14.012	2	23	11
13	92	Bears	5	ROOME / WARNER	BMW K100 -	7	16:55.675	1 Lap	26.107	54.08	2:19.992	3	24	11

NOT CLASSIFIED

DNF	127	F1		McMAHON / RANSON	Shelbourne Suzuki -	5	10:02.679	3 Laps	2 Laps	65.10	1:57.960	3	7	
DNF	32	F2		G.KNIGHT / S.KNIGHT	Yamaha Thundercat -	2	4:09.997	6 Laps	3 Laps	62.78	2:00.195	2	9	
DNF	98	F1		T.WHEATLEY / N.WHEATLEY	Ireson Yamaha - Peter Wheatley	1	2:12.229	7 Laps	1 Lap	59.35			18	
DNF	16	F2		SALLEH / ANDREWS	Ireson Thundercat -	0							8	

FASTEST LAP

	9	F1		FAIRHURST / ANDREWS	Kawasaki ZX9R - Image in Vinyl	2	1:48.723			72.18 mph			116.16 kph	
	56	F2		GILROY / OLDROYD	Yamaha Thundercay - 1st Call Refrigeration	7	1:50.623			70.94 mph			114.17 kph	
	125	Bears		WHITAKER / HOLROYD	BMW K100 -	5	1:59.119			65.88 mph			106.03 kph	

Comments:

Class F1 - 92.5% of Race Speed = 64.85 mph
 Class F2 - 92.5% of Race Speed = 63.96 mph
 Class Bears - 92.5% of Race Speed = 58.17 mph

Weather / Track : Bright / Dry

These results are provisional until the conclusion of any judicial and technical matters.

Date: 04/08/2024 Start: 16:21 Finish: 16:36

Cadwell Park: 2.1800 miles

Clerk Of Course:

Tony MacBride

Stewards:

Timekeeper:

Richard Evans



Results can be found at www.tsl-timing.com

Printed - 16:40 Sunday, 04 August 2024



International Sidecar Revival Meeting @ Cadwell Park

FSRA 1st Call Refrigeration Pre-Injection & Bears Sidecars

RACE 12 - LAP CHART

LAP 1 @ 16:23:09.432

NO	BEHIND	LAP TIME
9		1:54.028
14	5.196	1:59.224
52	6.830	2:00.858
127	10.153	2:04.181
56	10.702	2:04.730
11	11.765	2:05.793
71	14.187	2:08.215
181	15.270	2:09.298
32	15.774	2:09.802
908	18.067	2:12.095
98	18.201	2:12.229
125	35.707	2:29.735
74	37.233	2:31.261
2	41.141	2:35.169
91	49.831	2:43.859
92	56.877	2:50.905

LAP 2 @ 16:24:58.155

NO	BEHIND	LAP TIME
9		1:48.723
14	9.600	1:53.127
52	13.503	1:55.396
56	14.233	1:52.254
127	19.468	1:58.038
11	19.791	1:56.749
71	26.390	2:00.926
181	27.093	2:00.546
32	27.246	2:00.195
908	31.201	2:01.857
125	48.580	2:01.596
74	50.043	2:01.533
2	57.862	2:05.444
91	1:15.120	2:14.012
92	1:29.437	2:21.283

LAP 3 @ 16:26:48.063

NO	BEHIND	LAP TIME
9		1:49.908
14	12.227	1:52.535
56	16.605	1:52.280
52	19.929	1:56.334
11	26.964	1:57.081
127	27.520	1:57.960
181	40.236	2:03.051
71	41.032	2:04.550
908	43.092	2:01.799
125	58.238	1:59.566
74	1:01.083	2:00.948
2	1:13.425	2:05.471
91	1:41.407	2:16.195

LAP 4 @ 16:28:40.295

NO	BEHIND	LAP TIME
9		1:52.232
92	1 Lap	2:19.992
14	12.105	1:52.110
56	15.882	1:51.509
52	26.341	1:58.644
11	29.686	1:54.954
127	36.856	2:01.568
181	50.036	2:02.032

71	51.795	2:02.995
908	52.368	2:01.508
125	1:05.866	1:59.860
74	1:09.876	2:01.025
2	1:27.132	2:05.939

LAP 5 @ 16:30:32.951

NO	BEHIND	LAP TIME
9		1:52.656
91	1 Lap	2:16.131
14	12.874	1:53.425
56	15.523	1:52.297
52	32.733	1:59.048
11	35.166	1:58.136
92	1 Lap	2:21.473
127	45.132	2:00.932
181	1:00.164	2:02.784
71	1:02.440	2:03.301
908	1:02.744	2:03.032
125	1:12.329	1:59.119
74	1:18.040	2:00.820
2	1:40.350	2:05.874

LAP 6 @ 16:32:25.767

NO	BEHIND	LAP TIME
9		1:52.816
14	14.614	1:54.556
56	15.102	1:52.395
91	1 Lap	2:16.185
52	37.834	1:57.917
11	38.140	1:55.790
92	1 Lap	2:21.082
181	1:10.193	2:02.845
71	1:13.131	2:03.507
908	1:13.439	2:03.511
125	1:19.498	1:59.985
74	1:33.049	2:07.825

LAP 7 @ 16:34:18.465

NO	BEHIND	LAP TIME
9		1:52.698
2	1 Lap	2:05.878
56	13.027	1:50.623
14	19.084	1:57.168
52	43.227	1:58.091
11	43.753	1:58.311
91	1 Lap	2:20.454
181	1:21.571	2:04.076
71	1:24.468	2:04.035
908	1:24.652	2:03.911
125	1:30.591	2:03.791
92	1 Lap	2:20.181
74	1:42.588	2:02.237

LAP 8 @ 16:36:10.850

NO	BEHIND	LAP TIME
9		1:52.385
56	12.481	1:51.839
2	1 Lap	2:06.127
14	29.050	2:02.351
11	48.098	1:56.730
52	48.498	1:57.656
91	1 Lap	2:22.732

908	1:34.258	2:01.991
71	1:35.211	2:03.128
181	1:42.658	2:13.472
125	1:42.827	2:04.621
74	1:52.578	2:02.375
92	1 Lap	2:20.759

International Sidecar Revival Meeting @ Cadwell Park

FSRA 1st Call Refrigeration Pre-Injection & Bears Sidecars

RACE 12 - POSITION CHART

No	Name	Lap								
		Pos	1	2	3	4	5	6	7	8
9	FAIRHURST / ANDREW	1	9	9	9	9	9	9	9	9
14	FAIRHURST / BURNS	2	14	14	14	14	14	14	56	56
56	GILROY / OLDROYD	3	52	52	56	56	56	56	14	14
52	NOBLE / CAIGER	4	127	56	52	52	52	52	52	11
11	McVEY / ROONEY	5	56	127	11	11	11	11	11	52
127	McMAHON / RANSON	6	11	11	127	127	127	181	181	908
16	SALLEH / ANDREWS	7	71	71	181	181	181	71	71	71
32	G.KNIGHT / S.KNIGHT	8	181	181	71	71	71	908	908	181
71	BANISTER / PORTER	9	32	32	908	908	908	125	125	125
908	SAVILLE / WOOLCOTT	10	908	908	125	125	125	74	74	74
181	TIBBLES / GREENWOOD	11	98	125	74	74	74	2	2	
98	T.WHEATLEY / N.WHEATLEY	12	125	74	2	2	2	91	91	
125	WHITAKER / HOLROYD	13	74	2	91	91	91	92	92	
74	McCAIN / SCAWTHORN	14	2	91	92	92	92			
2	KEMP / AUSTIN	15	91	92						
91	DOWNES / OSTERHOLM	16	92							
92	ROOME / WARNER	17								

International Sidecar Revival Meeting @ Cadwell Park

FSRA 1st Call Refrigeration Pre-Injection & Bears Sidecars

RACE 12 - SECTOR ANALYSIS



SECTOR 1 = FL to I1, SECTOR 2 = I1 to FL, DIFF = Difference To Personal Best Lap, P = Crossed Finish Line in Pit Lane, D = Time Disallowed

P1 9 F1 FAIRHURST / ANDREWS		Kawasaki ZX9R - Image in Vinyl				
IDEAL LAP TIME : 1:47.814		BEST LAP TIME : 1:48.723		DIFFERENCE : 0.909		
LAP	SECTOR 1	SECTOR 2	LAP TIME	MPH	DIFF	TIME OF DAY
1 -		45.152	1:54.028	68.82	5.305	16:23:09.432
2 -	1:02.662	46.061	1:48.723 (1)	72.18		16:24:58.155
3 -	1:03.198	46.710	1:49.908 (2)	71.40	1.185	16:26:48.063
4 -	1:04.570	47.662	1:52.232 (3)	69.92	3.509	16:28:40.295
5 -	1:05.437	47.219	1:52.656	69.66	3.933	16:30:32.951
6 -	1:05.398	47.418	1:52.816	69.56	4.093	16:32:25.767
7 -	1:05.686	47.012	1:52.698	69.63	3.975	16:34:18.465
8 -	1:04.094	48.291	1:52.385	69.83	3.662	16:36:10.850

P2 56 F2 GILROY / OLDROYD		Yamaha Thundercay - 1st Call Refrigeration				
IDEAL LAP TIME : 1:50.623		BEST LAP TIME : 1:50.623		DIFFERENCE : 0.000		
LAP	SECTOR 1	SECTOR 2	LAP TIME	MPH	DIFF	TIME OF DAY
1 -		49.745	2:04.730	62.92	14.107	16:23:20.134
2 -	1:04.304	47.950	1:52.254	69.91	1.631	16:25:12.388
3 -	1:04.648	47.632	1:52.280	69.89	1.657	16:27:04.668
4 -	1:03.879	47.630	1:51.509 (2)	70.38	0.886	16:28:56.177
5 -	1:04.499	47.798	1:52.297	69.88	1.674	16:30:48.474
6 -	1:04.945	47.450	1:52.395	69.82	1.772	16:32:40.869
7 -	1:03.318	47.305	1:50.623 (1)	70.94		16:34:31.492
8 -	1:04.047	47.792	1:51.839 (3)	70.17	1.216	16:36:23.331

P3 14 F1 FAIRHURST / BURNS		Yamaha F1 - MRB Fencing Doncaster				
IDEAL LAP TIME : 1:52.018		BEST LAP TIME : 1:52.110		DIFFERENCE : 0.092		
LAP	SECTOR 1	SECTOR 2	LAP TIME	MPH	DIFF	TIME OF DAY
1 -		48.032	1:59.224	65.82	7.114	16:23:14.628
2 -	1:05.371	47.756	1:53.127 (3)	69.37	1.017	16:25:07.755
3 -	1:05.066	47.469	1:52.535 (2)	69.73	0.425	16:27:00.290
4 -	1:05.158	46.952	1:52.110 (1)	70.00		16:28:52.400
5 -	1:06.278	47.147	1:53.425	69.19	1.315	16:30:45.825
6 -	1:06.914	47.642	1:54.556	68.50	2.446	16:32:40.381
7 -	1:06.578	50.590	1:57.168	66.98	5.058	16:34:37.549
8 -	1:09.878	52.473	2:02.351	64.14	10.241	16:36:39.900

P4 11 F1 McVEY / ROONEY		Derbyshire Suzuki -				
IDEAL LAP TIME : 1:54.801		BEST LAP TIME : 1:54.954		DIFFERENCE : 0.153		
LAP	SECTOR 1	SECTOR 2	LAP TIME	MPH	DIFF	TIME OF DAY
1 -		49.250	2:05.793	62.38	10.839	16:23:21.197
2 -	1:07.843	48.906	1:56.749	67.22	1.795	16:25:17.946
3 -	1:08.226	48.855	1:57.081	67.03	2.127	16:27:15.027
4 -	1:06.722	48.232	1:54.954 (1)	68.27		16:29:09.981
5 -	1:08.684	49.452	1:58.136	66.43	3.182	16:31:08.117
6 -	1:07.617	48.173	1:55.790 (2)	67.77	0.836	16:33:03.907
7 -	1:10.232	48.079	1:58.311	66.33	3.357	16:35:02.218
8 -	1:08.156	48.574	1:56.730 (3)	67.23	1.776	16:36:58.948

P5 52 F2 NOBLE / CAIGER		Hayes F2 - Power Tool Rentals				
IDEAL LAP TIME : 1:54.915		BEST LAP TIME : 1:55.396		DIFFERENCE : 0.481		
LAP	SECTOR 1	SECTOR 2	LAP TIME	MPH	DIFF	TIME OF DAY
1 -		48.115	2:00.858	64.93	5.462	16:23:16.262
2 -	1:06.800	48.596	1:55.396 (1)	68.00		16:25:11.658
3 -	1:07.482	48.852	1:56.334 (2)	67.46	0.938	16:27:07.992
4 -	1:09.634	49.010	1:58.644	66.14	3.248	16:29:06.636
5 -	1:08.679	50.369	1:59.048	65.92	3.652	16:31:05.684
6 -	1:09.291	48.626	1:57.917	66.55	2.521	16:33:03.601
7 -	1:09.100	48.991	1:58.091	66.45	2.695	16:35:01.692
8 -	1:09.206	48.450	1:57.656 (3)	66.70	2.260	16:36:59.348

International Sidecar Revival Meeting @ Cadwell Park

FSRA 1st Call Refrigeration Pre-Injection & Bears Sidecars

RACE 12 - SECTOR ANALYSIS



SECTOR 1 = FL to I1, SECTOR 2 = I1 to FL, DIFF = Difference To Personal Best Lap, P = Crossed Finish Line in Pit Lane, D = Time Disallowed

P6 908 F2 SAVILLE / WOOLCOTT		Sidecar Honda -				
IDEAL LAP TIME : 2:00.282		BEST LAP TIME : 2:01.508		DIFFERENCE : 1.226		
LAP	SECTOR 1	SECTOR 2	LAP TIME	MPH	DIFF	TIME OF DAY
1 -		53.852	2:12.095	59.41	10.587	16:23:27.499
2 -	1:09.800	52.057	2:01.857 (3)	64.40	0.349	16:25:29.356
3 -	1:10.868	50.931	2:01.799 (2)	64.43	0.291	16:27:31.155
4 -	1:10.531	50.977	2:01.508 (1)	64.58		16:29:32.663
5 -	1:11.221	51.811	2:03.032	63.78	1.524	16:31:35.695
6 -	1:12.038	51.473	2:03.511	63.54	2.003	16:33:39.206
7 -	1:12.555	51.356	2:03.911	63.33	2.403	16:35:43.117
8 -	1:11.509	50.482	2:01.991	64.33	0.483	16:37:45.108

P7 71 F2 BANISTER / PORTER		MRE Suzuki - Fine Cut Developments				
IDEAL LAP TIME : 2:00.175		BEST LAP TIME : 2:00.926		DIFFERENCE : 0.751		
LAP	SECTOR 1	SECTOR 2	LAP TIME	MPH	DIFF	TIME OF DAY
1 -		50.820	2:08.215	61.21	7.289	16:23:23.619
2 -	1:09.355	51.571	2:00.926 (1)	64.89		16:25:24.545
3 -	1:12.260	52.290	2:04.550	63.01	3.624	16:27:29.095
4 -	1:10.770	52.225	2:02.995 (2)	63.80	2.069	16:29:32.090
5 -	1:11.279	52.022	2:03.301	63.64	2.375	16:31:35.391
6 -	1:11.609	51.898	2:03.507	63.54	2.581	16:33:38.898
7 -	1:12.642	51.393	2:04.035	63.27	3.109	16:35:42.933
8 -	1:12.036	51.092	2:03.128 (3)	63.73	2.202	16:37:46.061

P8 181 F1 TIBBLES / GREENWOOD		FJ Yamaha -				
IDEAL LAP TIME : 2:00.546		BEST LAP TIME : 2:00.546		DIFFERENCE : 0.000		
LAP	SECTOR 1	SECTOR 2	LAP TIME	MPH	DIFF	TIME OF DAY
1 -		51.446	2:09.298	60.69	8.752	16:23:24.702
2 -	1:10.225	50.321	2:00.546 (1)	65.10		16:25:25.248
3 -	1:11.166	51.885	2:03.051	63.77	2.505	16:27:28.299
4 -	1:10.793	51.239	2:02.032 (2)	64.31	1.486	16:29:30.331
5 -	1:11.410	51.374	2:02.784 (3)	63.91	2.238	16:31:33.115
6 -	1:11.251	51.594	2:02.845	63.88	2.299	16:33:35.960
7 -	1:10.554	53.522	2:04.076	63.25	3.530	16:35:40.036
8 -	1:16.292	57.180	2:13.472	58.79	12.926	16:37:53.508

P9 125 Bears WHITAKER / HOLROYD		BMW K100 -				
IDEAL LAP TIME : 1:58.970		BEST LAP TIME : 1:59.119		DIFFERENCE : 0.149		
LAP	SECTOR 1	SECTOR 2	LAP TIME	MPH	DIFF	TIME OF DAY
1 -		51.714	2:29.735	52.41	30.616	16:23:45.139
2 -	1:10.911	50.685	2:01.596	64.54	2.477	16:25:46.735
3 -	1:09.338	50.228	1:59.566 (2)	65.63	0.447	16:27:46.301
4 -	1:09.471	50.389	1:59.860 (3)	65.47	0.741	16:29:46.161
5 -	1:08.742	50.377	1:59.119 (1)	65.88		16:31:45.280
6 -	1:09.578	50.407	1:59.985	65.40	0.866	16:33:45.265
7 -	1:08.877	54.914	2:03.791	63.39	4.672	16:35:49.056
8 -	1:09.060	55.561	2:04.621	62.97	5.502	16:37:53.677

P10 74 Bears McCAIN / SCAWTHORN		BMW K100 - Handcrafted Joints				
IDEAL LAP TIME : 2:00.521		BEST LAP TIME : 2:00.820		DIFFERENCE : 0.299		
LAP	SECTOR 1	SECTOR 2	LAP TIME	MPH	DIFF	TIME OF DAY
1 -		52.215	2:31.261	51.88	30.441	16:23:46.665
2 -	1:10.532	51.001	2:01.533	64.57	0.713	16:25:48.198
3 -	1:09.933	51.015	2:00.948 (2)	64.88	0.128	16:27:49.146
4 -	1:10.100	50.925	2:01.025 (3)	64.84	0.205	16:29:50.171
5 -	1:10.232	50.588	2:00.820 (1)	64.95		16:31:50.991
6 -	1:13.331	54.494	2:07.825	61.39	7.005	16:33:58.816
7 -	1:11.138	51.099	2:02.237	64.20	1.417	16:36:01.053
8 -	1:11.493	50.882	2:02.375	64.13	1.555	16:38:03.428

International Sidecar Revival Meeting @ Cadwell Park

FSRA 1st Call Refrigeration Pre-Injection & Bears Sidecars

RACE 12 - SECTOR ANALYSIS



SECTOR 1 = FL to I1, SECTOR 2 = I1 to FL, DIFF = Difference To Personal Best Lap, P = Crossed Finish Line in Pit Lane, D = Time Disallowed

P11		2 Bears		KEMP / AUSTIN		Moto Guzzi Le Mans -	
IDEAL LAP TIME : 2:04.936		BEST LAP TIME : 2:05.444		DIFFERENCE : 0.508			
LAP	SECTOR 1	SECTOR 2	LAP TIME	MPH	DIFF	TIME OF DAY	
1 -		52.996	2:35.169	50.57	29.725	16:23:50.573	
2 -	1:13.074	52.370	2:05.444 (1)	62.56		16:25:56.017	
3 -	1:12.566	52.905	2:05.471 (2)	62.54	0.027	16:28:01.488	
4 -	1:12.703	53.236	2:05.939	62.31	0.495	16:30:07.427	
5 -	1:13.049	52.825	2:05.874 (3)	62.34	0.430	16:32:13.301	
6 -	1:12.742	53.136	2:05.878	62.34	0.434	16:34:19.179	
7 -	1:12.608	53.519	2:06.127	62.22	0.683	16:36:25.306	

P12		91 Bears		DOWNES / OSTERHOLZER		BMW K100 - Morris Vermaport Lifts	
IDEAL LAP TIME : 2:14.012		BEST LAP TIME : 2:14.012		DIFFERENCE : 0.000			
LAP	SECTOR 1	SECTOR 2	LAP TIME	MPH	DIFF	TIME OF DAY	
1 -		57.486	2:43.859	47.89	29.847	16:23:59.263	
2 -	1:17.100	56.912	2:14.012 (1)	58.56		16:26:13.275	
3 -	1:18.909	57.286	2:16.195	57.62	2.183	16:28:29.470	
4 -	1:19.124	57.007	2:16.131 (2)	57.65	2.119	16:30:45.601	
5 -	1:18.336	57.849	2:16.185 (3)	57.62	2.173	16:33:01.786	
6 -	1:21.915	58.539	2:20.454	55.87	6.442	16:35:22.240	
7 -	1:22.908	59.824	2:22.732	54.98	8.720	16:37:44.972	

P13		92 Bears		ROOME / WARNER		BMW K100 -	
IDEAL LAP TIME : 2:19.992		BEST LAP TIME : 2:19.992		DIFFERENCE : 0.000			
LAP	SECTOR 1	SECTOR 2	LAP TIME	MPH	DIFF	TIME OF DAY	
1 -		59.234	2:50.905	45.92	30.913	16:24:06.309	
2 -	1:22.362	58.921	2:21.283	55.54	1.291	16:26:27.592	
3 -	1:21.268	58.724	2:19.992 (1)	56.06		16:28:47.584	
4 -	1:21.727	59.746	2:21.473	55.47	1.481	16:31:09.057	
5 -	1:22.094	58.988	2:21.082	55.62	1.090	16:33:30.139	
6 -	1:21.443	58.738	2:20.181 (2)	55.98	0.189	16:35:50.320	
7 -	1:21.992	58.767	2:20.759 (3)	55.75	0.767	16:38:11.079	

P14		127 F1		McMAHON / RANSON		Shelbourne Suzuki -	
IDEAL LAP TIME : 1:57.239		BEST LAP TIME : 1:57.960		DIFFERENCE : 0.721			
LAP	SECTOR 1	SECTOR 2	LAP TIME	MPH	DIFF	TIME OF DAY	
1 -		49.732	2:04.181	63.19	6.221	16:23:19.585	
2 -	1:08.682	49.356	1:58.038 (2)	66.48	0.078	16:25:17.623	
3 -	1:07.883	50.077	1:57.960 (1)	66.53		16:27:15.583	
4 -	1:10.587	50.981	2:01.568	64.55	3.608	16:29:17.151	
5 -	1:10.070	50.862	2:00.932 (3)	64.89	2.972	16:31:18.083	

P15		32 F2		G.KNIGHT / S.KNIGHT		Yamaha Thundercat -	
IDEAL LAP TIME : 2:00.195		BEST LAP TIME : 2:00.195		DIFFERENCE : 0.000			
LAP	SECTOR 1	SECTOR 2	LAP TIME	MPH	DIFF	TIME OF DAY	
1 -		51.509	2:09.802	60.46	9.607	16:23:25.206	
2 -	1:10.001	50.194	2:00.195 (1)	65.29		16:25:25.401	

P16		98 F1		T.WHEATLEY / N.WHEATLEY		Ireson Yamaha - Peter Wheatley	
IDEAL LAP TIME :		BEST LAP TIME :		DIFFERENCE :			
LAP	SECTOR 1	SECTOR 2	LAP TIME	MPH	DIFF	TIME OF DAY	
1 -		53.293	2:12.229	59.35		16:23:27.633	

International Sidecar Revival Meeting @ Cadwell Park

FSRA 1st Call Refrigeration Pre-Injection & Bears Sidecars

RACE 12 - BEST SECTORS

SECTOR 1			SECTOR 2			IDEAL / BEST COMPARISON						
POS	NO	NAME	TIME	NO	NAME	TIME	POS	NO	NAME	IDEAL	BEST	DIFF
									PERFECT LAP	1:47.814		
1	9	FAIRHURST / ANDREWS	1:02.662	9	FAIRHURST / ANDREWS	45.152	1	9	FAIRHURST / ANDRE	1:47.814	1:48.723	0.909
2	56	GILROY / OLDROYD	1:03.318	14	FAIRHURST / BURNS	46.952	2	56	GILROY / OLDROYD	1:50.623	1:50.623	0.000
3	14	FAIRHURST / BURNS	1:05.066	56	GILROY / OLDROYD	47.305	3	14	FAIRHURST / BURNS	1:52.018	1:52.110	0.092
4	11	McVEY / ROONEY	1:06.722	11	McVEY / ROONEY	48.079	4	11	McVEY / ROONEY	1:54.801	1:54.954	0.153
5	52	NOBLE / CAIGER	1:06.800	52	NOBLE / CAIGER	48.115	5	52	NOBLE / CAIGER	1:54.915	1:55.396	0.481
6	127	McMAHON / RANSON	1:07.883	127	McMAHON / RANSON	49.356	6	127	McMAHON / RANSON	1:57.239	1:57.960	0.721
7	125	WHITAKER / HOLROYD	1:08.742	32	G.KNIGHT / S.KNIGHT	50.194	7	125	WHITAKER / HOLRO	1:58.970	1:59.119	0.149
8	71	BANISTER / PORTER	1:09.355	125	WHITAKER / HOLROYD	50.228	8	71	BANISTER / PORTER	2:00.175	2:00.926	0.751
9	908	SAVILLE / WOOLCOTT	1:09.800	181	TIBBLES / GREENWOOD	50.321	9	32	G.KNIGHT / S.KNIGH	2:00.195	2:00.195	0.000
10	74	McCAIN / SCAWTHORN	1:09.933	908	SAVILLE / WOOLCOTT	50.482	10	908	SAVILLE / WOOLCOT	2:00.282	2:01.508	1.226
11	32	G.KNIGHT / S.KNIGHT	1:10.001	74	McCAIN / SCAWTHORN	50.588	11	74	McCAIN / SCAWTHOF	2:00.521	2:00.820	0.299
12	181	TIBBLES / GREENWOOD	1:10.225	71	BANISTER / PORTER	50.820	12	181	TIBBLES / GREENWC	2:00.546	2:00.546	0.000
13	2	KEMP / AUSTIN	1:12.566	2	KEMP / AUSTIN	52.370	13	2	KEMP / AUSTIN	2:04.936	2:05.444	0.508
14	91	DOWNES / OSTERHOLZER	1:17.100	98	T.WHEATLEY / N.WHEATLEY	53.293	14	91	DOWNES / OSTERHC	2:14.012	2:14.012	0.000
15	92	ROOME / WARNER	1:21.268	91	DOWNES / OSTERHOLZER	56.912	15	92	ROOME / WARNER	2:19.992	2:19.992	0.000
16				92	ROOME / WARNER	58.724	16	98	T.WHEATLEY / N.WH			
17												

International Sidecar Revival Meeting @ Cadwell Park
FSRA 1st Call Refrigeration Pre-Injection & Bears Sidecars
RACE 12 - STATISTICS

Competitors Started 17
Planned Start 2024-08-04 @ 15:15:00.000
Actual Start 2024-08-04 @ 16:21:15.403
Finish Time 2024-08-04 @ 16:36:10.849
Track Length 2.1800mi.
Total Laps 109
Total Distance Covered 237.6220mi.

Session Fastest Lap History

NO	CL	NAME	LAP TIME	TIME OF DAY	LAP	VEHICLE
9	F1	FAIRHURST / ANDREWS	1:48.723	16:24:58.174	2	Kawasaki ZX9R

Session Leader History

NO	CL	NAME	FROM LAP	LAPS LED	DISTANCE	VEHICLE
9	F1	FAIRHURST / ANDREWS	1	8	17.44 miles	Kawasaki ZX9R

Flag History

TYPE	TIME OF DAY
GREEN	16:21:15.403
FINISH	16:36:10.849

Flag Statistics

TYPE	COUNT	TOTAL LAPS	TOTAL TIME
Green	1	8	17:43.025
Red	0	0	0.000
Safety Car	0	0	0.000
FCY	0	0	0.000

International Sidecar Revival Meeting @ Cadwell Park
FSRA 1st Call Refrigeration Pre-Injection & Bears Sidecars
RACE 12 - STATISTICS

CLASS : F1

6 Starters

Fastest Lap History

NO	NAME	LAP TIME	TIME OF DAY	LAP	VEHICLE
9	FAIRHURST / ANDREWS	1:48.723	16:24:58.174	2	Kawasaki ZX9R

Leader History

NO	NAME	FROM LAP	LAPS LED	DISTANCE	VEHICLE
9	FAIRHURST / ANDREWS	1	8	17.44 miles	Kawasaki ZX9R

International Sidecar Revival Meeting @ Cadwell Park
FSRA 1st Call Refrigeration Pre-Injection & Bears Sidecars
RACE 12 - STATISTICS

CLASS : F2

6 Starters

Fastest Lap History

NO	NAME	LAP TIME	TIME OF DAY	LAP	VEHICLE
52	NOBLE / CAIGER	1:55.396	16:25:11.685	2	Hayes F2
56	GILROY / OLDROYD	1:52.254	16:25:12.411	2	Yamaha Thundercay
56	GILROY / OLDROYD	1:51.509	16:28:56.199	4	Yamaha Thundercay
56	GILROY / OLDROYD	1:50.623	16:34:31.515	7	Yamaha Thundercay

Leader History

NO	NAME	FROM LAP	LAPS LED	DISTANCE	VEHICLE
52	NOBLE / CAIGER	1	2	4.36 miles	Hayes F2
56	GILROY / OLDROYD	3	6	13.08 miles	Yamaha Thundercay

International Sidecar Revival Meeting @ Cadwell Park
FSRA 1st Call Refrigeration Pre-Injection & Bears Sidecars
RACE 12 - STATISTICS

CLASS : Bears

5 Starters

Fastest Lap History

NO	NAME	LAP TIME	TIME OF DAY	LAP	VEHICLE
125	WHITAKER / HOLROYD	2:01.596	16:25:46.751	2	BMW K100
74	McCain / SCAWTHORN	2:01.533	16:25:48.213	2	BMW K100
125	WHITAKER / HOLROYD	1:59.566	16:27:46.317	3	BMW K100
125	WHITAKER / HOLROYD	1:59.119	16:31:45.296	5	BMW K100

Leader History

NO	NAME	FROM LAP	LAPS LED	DISTANCE	VEHICLE
125	WHITAKER / HOLROYD	1	8	17.44 miles	BMW K100



**BMCRC
F1 & F2
SIDE CARS**

BMCRC F1 & F2 SIDE CARS



**BMCRC International Sidecar Revival
Cadwell Park
3rd / 4th August 2024**

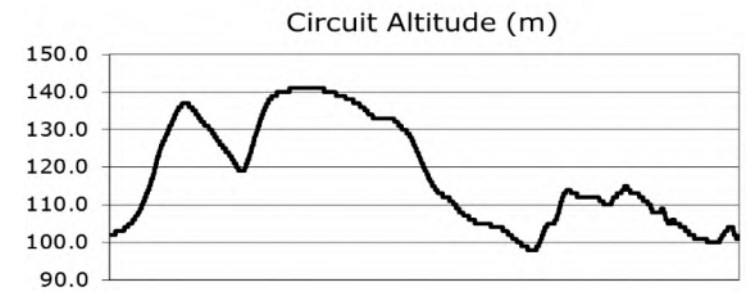
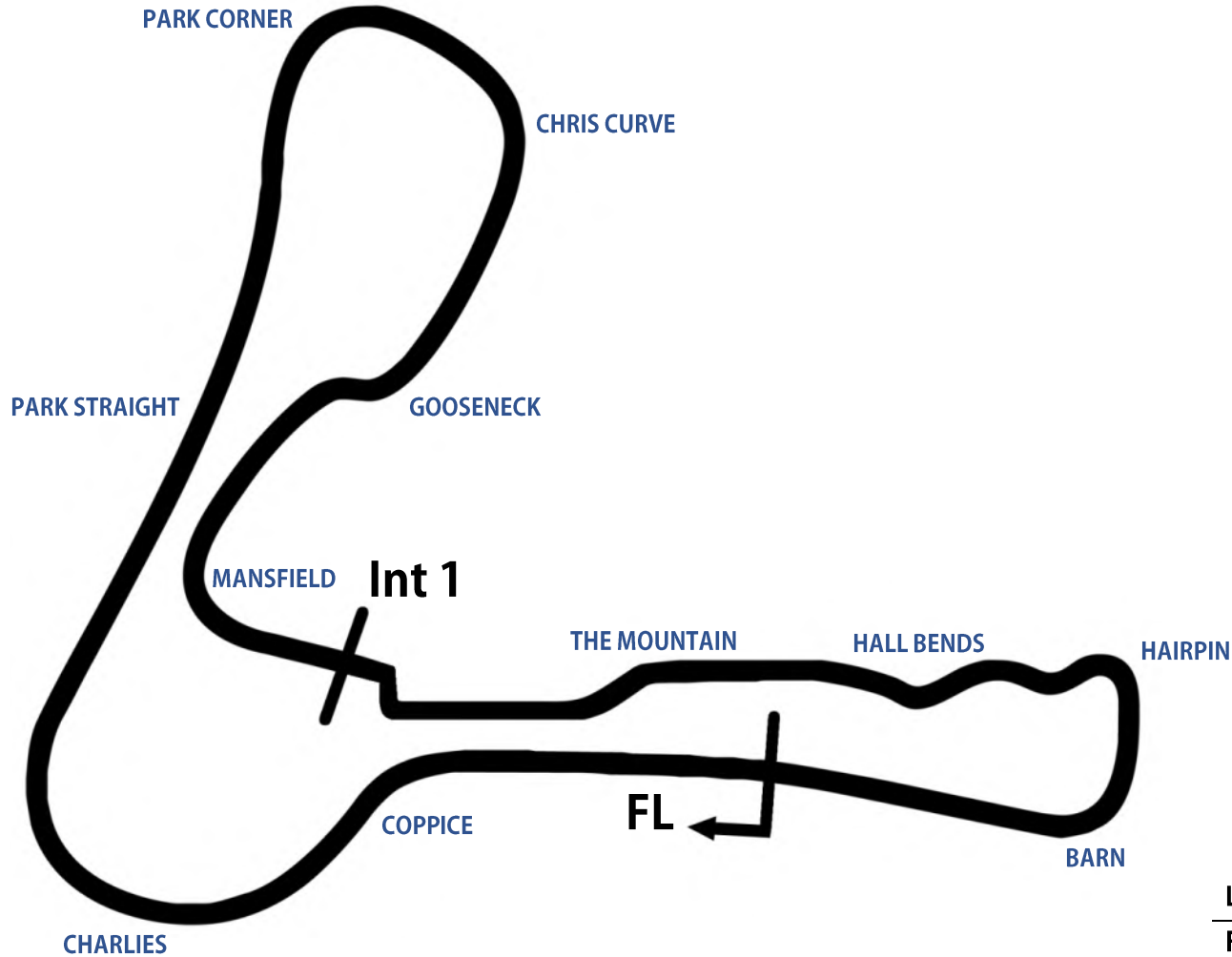


Timing & Results Provided by Timing Solutions Ltd

www.tsl-timing.com

Cadwell Park Circuit

Louth, Lincolnshire, UK



Length	2.1800 miles 3.508 km 3508.4m		
FL		53.31024 N	0.05940 W
Int 1	2330m	53.30708 N	0.06270 W
Pit Entry	3427m	53.31103 N	0.05889 W
Pit Exit	0m after FL	53.31030 N	0.05940 W
Pit Entry - Pit Exit	92m, 6.6s @ 50kph, 5.5s @ 60kph		

International Sidecar Revival Meeting @ Cadwell Park

BMCRC F1 & F2 Sidecars

QUALIFYING - CLASSIFICATION



POS	NO	CL	PIC	NAME	ENTRY	TIME	ON	LAPS	GAP	DIFF	MPH
1	70	F1	1	ARCHER / HYDE	Adolf RS Yamaha - Hannafin Contratcors	1:39.368	6	7			78.97
2	62	F1	2	WRIGHT / BAILEY	Ryde Yamaha - Stainless Steel Designs Ltd.	1:41.055	6	6	1.687	1.687	77.66
3	11	F1	3	GILBERT / MULDOON	Yamaha MT09 890cc - The Angel Inn, Blyth	1:41.468	2	2	2.100	0.413	77.34
4	65	F1	4	FAIERS / FOX	Ryde Yamaha - AW Racing Ltd	1:43.905	6	7	4.537	2.437	75.53
5	113	F2	1	HANDCOCK / BEVAN	Shelbourne F2 - r j contracting	1:45.469	8	8	6.101	1.564	74.41
6	83	F2	2	BUCHANAN / EVANS	Lumley Kawasaki - Bull Inn Racing	1:46.039	8	8	6.671	0.570	74.01
7	121	F1	5	LAWRENCE / PYMM	LCR Yamaha - highfield transport, JHM autos	1:46.351	7	7	6.983	0.312	73.79
8	38	F1	6	MOSS / HOPE	LCR 600 -	1:46.920	6	6	7.552	0.569	73.40
9	20	F1	7	D'HENIN / REA	Adolf RS 600 - FLORacing	1:47.079	7	7	7.711	0.159	73.29
10	37	F2	3	MORPHET / RYDER	LCR Suzuki -	1:48.532	7	8	9.164	1.453	72.31
11	158	F2	4	SAUNDERS / STELL	Shelbourne Honda - The Royal Oak Worleston	1:49.112	6	6	9.744	0.580	71.92
12	128	F1	8	HORTON / DAVIES	- Wintec Racing	1:49.621	5	6	10.253	0.509	71.59
13	96	F2	5	GALE / GALE	Ireson KTM 790 - 4everTT	1:50.281	7	8	10.913	0.660	71.16
14	26	F2	6	KING / SIGSWORTH	Lumley Ireson F2 - Townsend Motors	1:50.339	6	6	10.971	0.058	71.12
15	24	F2	7	THOMAS / JAMES	Ireson Honda - Team Walters And Thomas Sidecar raci	1:50.927	5	5	11.559	0.588	70.74
16	61	F1	9	FORREST / NIX	Yamaha - Tweedvale Motorcycles	1:51.808	4	4	12.440	0.881	70.19
17	60	F1	10	MOLYNEUX / COPPOCK	Baker Suzuki -	1:52.174	6	8	12.806	0.366	69.96
18	69	F2	8	LAMBERT / HAYNES & JAVENS	LCR Honda - Graham Anne Ward	1:54.222	1	1	14.854	2.048	68.70
19	30	F2	9	BUTLER / SAUNDERS	Ireson F2 - MDK Office Seating Ltd / Marin Motorsport	1:55.204	6	6	15.836	0.982	68.12
20	73	F2	10	PRING / PARKIN	Shand Suzuki - R & M Appleby Ltd	1:55.822	4	5	16.454	0.618	67.75
21	666	F2	11	HANKS / BANKS & KIRK	GLR Honda - JHM racing / Greg Lambert Racing	1:56.520	7	7	17.152	0.698	67.35
22	28	F2	12	HOLDEN / SALSBURY	D&D Suzuki - Nomad Racing, Bahder Engineering	1:57.232	4	4	17.864	0.712	66.94
23	58	F2	13	EASTELL / EASTELL	Windle F2 - Lee Eastell Engineering services ltd	1:57.667	1	2	18.299	0.435	66.69
24	29	F2	14	SHIPLEY / ASTLEY	LCR Suzuki -	1:57.791	4	5	18.423	0.124	66.62
25	76	F2	15	PEARSON / PARKER	LCR F2 -	1:58.301	5	6	18.933	0.510	66.33
26	356	F2	16	CROWE / WHEELER	Suzuki Suzuki -	2:00.024	6	6	20.656	1.723	65.38
27	167	F1	11	PETTMAN / MOSS	Baker Yamaha - Wesso Racing	2:08.403	5	5	29.035	8.379	61.12
28	19	F1	12	MACBRIDE / HILDIGE	LCR Yamaha 600 - Lifesafety Motorsport	2:14.196	1	3	34.828	5.793	58.48
29	146	F2	17	SAUNDERS / KNAPTON	LCR Suzuki -			1			

Weather / Track : Cloudy / Dry

Date: 03/08/2024 Start: 09:20 Finish: 09:47

These results are provisional until the conclusion of any judicial and technical matters.

Cadwell Park: 2.1800 miles

Clerk Of Course: <i>Tony MacBride</i>	Stewards:	Timekeeper: <i>Richard Evans</i>	
------------------------------------------	-----------	-------------------------------------	--

Results can be found at www.tsl-timing.com

Printed - 09:49 Saturday, 03 August 2024



International Sidecar Revival Meeting @ Cadwell Park

BMCRC F1 & F2 Sidecars

QUALIFYING - SECTOR ANALYSIS



SECTOR 1 = FL to I1, SECTOR 2 = I1 to FL, DIFF = Difference To Personal Best Lap, P = Crossed Finish Line in Pit Lane, D = Time Disallowed

P1		70 F1		ARCHER / HYDE		Adolf RS Yamaha - Hannafin Contractors	
IDEAL LAP TIME : 1:39.368		BEST LAP TIME : 1:39.368		DIFFERENCE : 0.000			
LAP	SECTOR 1	SECTOR 2	LAP TIME	MPH	DIFF	TIME OF DAY	
1 -			1:53.572	69.10	14.204	09:22:51.351	
2 -			1:41.412 (2)	77.38	2.044	09:24:32.763	
3 -			11:55.096	10.97	10:15.728	09:36:27.859	
4 -	1:07.374	44.724	1:52.098	70.01	12.730	09:38:19.957	
5 -	59.604	42.947	1:42.551 (3)	76.52	3.183	09:40:02.508	
6 -	57.591	41.777	1:39.368 (1)	78.97		09:41:41.876	
7 -	58.192	44.452	1:42.644	76.45	3.276	09:43:24.520	

P2		62 F1		WRIGHT / BAILEY		Ryde Yamaha - Stainless Steel Designs Ltd.	
IDEAL LAP TIME : 1:41.055		BEST LAP TIME : 1:41.055		DIFFERENCE : 0.000			
LAP	SECTOR 1	SECTOR 2	LAP TIME	MPH	DIFF	TIME OF DAY	
1 -	1:06.267	46.488	1:52.755	69.60	11.700	09:22:52.161	
2 -	1:02.314	43.937	1:46.251 (3)	73.86	5.196	09:24:38.412	
3 -	1:33.659	10:13.462	11:47.121	11.09	10:06.066	09:36:25.533	
4 -	1:09.357	44.693	1:54.050	68.81	12.995	09:38:19.583	
5 -	59.960	43.241	1:43.201 (2)	76.04	2.146	09:40:02.784	
6 -	58.220	42.835	1:41.055 (1)	77.66		09:41:43.839	

P3		11 F1		GILBERT / MULDOON		Yamaha MT09 890cc - The Angel Inn, Blyth	
IDEAL LAP TIME : 1:41.468		BEST LAP TIME : 1:41.468		DIFFERENCE : 0.000			
LAP	SECTOR 1	SECTOR 2	LAP TIME	MPH	DIFF	TIME OF DAY	
1 -	1:02.043	44.030	1:46.073 (2)	73.98	4.605	09:22:38.541	
2 -	58.707	42.761	1:41.468 (1)	77.34		09:24:20.009	

P4		65 F1		FAIERS / FOX		Ryde Yamaha - AW Racing Ltd	
IDEAL LAP TIME : 1:43.458		BEST LAP TIME : 1:43.905		DIFFERENCE : 0.447			
LAP	SECTOR 1	SECTOR 2	LAP TIME	MPH	DIFF	TIME OF DAY	
1 -	1:05.339	45.827	1:51.166	70.59	7.261	09:22:42.318	
2 -	1:01.128	44.801	1:45.929	74.08	2.024	09:24:28.247	
3 -	1:40.581	10:15.983	11:56.564	10.95	10:12.659	09:36:24.811	
4 -	1:09.262	45.230	1:54.492	68.54	10.587	09:38:19.303	
5 -	1:01.513	44.088	1:45.601 (3)	74.31	1.696	09:40:04.904	
6 -	59.962	43.943	1:43.905 (1)	75.53		09:41:48.809	
7 -	59.515	45.710	1:45.225 (2)	74.58	1.320	09:43:34.034	

P5		113 F2		HANDCOCK / BEVAN		Shelbourne F2 - r j contracting	
IDEAL LAP TIME : 1:45.355		BEST LAP TIME : 1:45.469		DIFFERENCE : 0.114			
LAP	SECTOR 1	SECTOR 2	LAP TIME	MPH	DIFF	TIME OF DAY	
1 -	1:08.633	47.553	1:56.186	67.54	10.717	09:23:10.247	
2 -	1:43.130	9:53.537	13:25.189	9.74	11:39.720	09:36:35.436	
3 -	1:15.708	46.971	2:02.679	63.97	17.210	09:38:38.115	
4 -	1:02.751	45.394	1:48.145	72.56	2.676	09:40:26.260	
5 -	1:04.445	44.743	1:49.188	71.87	3.719	09:42:15.448	
6 -	1:01.816	46.300	1:48.116 (3)	72.58	2.647	09:44:03.564	
7 -	1:01.001	44.710	1:45.711 (2)	74.24	0.242	09:45:49.275	
8 -	1:00.645	44.824	1:45.469 (1)	74.41		09:47:34.744	

International Sidecar Revival Meeting @ Cadwell Park

BMCRC F1 & F2 Sidecars

QUALIFYING - SECTOR ANALYSIS



SECTOR 1 = FL to I1, SECTOR 2 = I1 to FL, DIFF = Difference To Personal Best Lap, P = Crossed Finish Line in Pit Lane, D = Time Disallowed

P6 83 F2		BUCHANAN / EVANS		Lumley Kawasaki - Bull Inn Racing			
IDEAL LAP TIME : 1:45.483		BEST LAP TIME : 1:46.039		DIFFERENCE : 0.556			
LAP	SECTOR 1	SECTOR 2	LAP TIME	MPH	DIFF	TIME OF DAY	
1 -	1:05.166	45.473	1:50.639	70.93	4.600	09:22:40.526	
2 -	1:01.661	44.970	1:46.631 (2)	73.60	0.592	09:24:27.157	
3 -	1:40.675	10:26.689	12:07.364	10.78	10:21.325	09:36:34.521	
4 -	1:15.590	47.524	2:03.114	63.74	17.075	09:38:37.635	
5 -	1:03.950	47.628	1:51.578	70.33	5.539	09:40:29.213	
6 -	1:03.978	46.583	1:50.561	70.98	4.522	09:42:19.774	
7 -	1:02.464	44.654	1:47.118 (3)	73.26	1.079	09:44:06.892	
8 -	1:00.829	45.210	1:46.039 (1)	74.01		09:45:52.931	

P7 121 F1		LAWRENCE / PYMM		LCR Yamaha - highfield transport, JHM autos			
IDEAL LAP TIME : 1:46.351		BEST LAP TIME : 1:46.351		DIFFERENCE : 0.000			
LAP	SECTOR 1	SECTOR 2	LAP TIME	MPH	DIFF	TIME OF DAY	
1 -	1:07.070	47.246	1:54.316	68.65	7.965	09:22:51.182	
2 -	1:04.875	46.765	1:51.640 (3)	70.29	5.289	09:24:42.822	
3 -	1:34.795	10:14.373	11:49.168	11.06	10:02.817	09:36:31.990	
4 -	1:19.837	51.861	2:11.698	59.59	25.347	09:38:43.688	
5 -	1:02.975	46.994	1:49.969 (2)	71.36	3.618	09:40:33.657	
6 -	1:03.023	50.448	1:53.471	69.16	7.120	09:42:27.128	
7 -	1:01.217	45.134	1:46.351 (1)	73.79		09:44:13.479	

P8 38 F1		MOSS / HOPE		LCR 600 -			
IDEAL LAP TIME : 1:46.920		BEST LAP TIME : 1:46.920		DIFFERENCE : 0.000			
LAP	SECTOR 1	SECTOR 2	LAP TIME	MPH	DIFF	TIME OF DAY	
1 -	1:12.313	46.781	1:59.094	65.89	12.174	09:23:20.584	
2 -	1:43.121	9:44.795	13:17.957	9.83	11:31.037	09:36:38.541	
3 -	1:13.828	50.839	2:04.667	62.95	17.747	09:38:43.208	
4 -	1:03.151	47.435	1:50.586 (2)	70.96	3.666	09:40:33.794	
5 -	1:03.252	49.442	1:52.694 (3)	69.64	5.774	09:42:26.488	
6 -	1:01.543	45.377	1:46.920 (1)	73.40		09:44:13.408	

P9 20 F1		D'HENIN / REA		Adolf RS 600 - FLO Racing			
IDEAL LAP TIME : 1:47.079		BEST LAP TIME : 1:47.079		DIFFERENCE : 0.000			
LAP	SECTOR 1	SECTOR 2	LAP TIME	MPH	DIFF	TIME OF DAY	
1 -	1:08.275	49.207	1:57.482	66.80	10.403	09:23:06.146	
2 -	1:04.562	47.456	1:52.018	70.06	4.939	09:24:58.164	
3 -	1:41.728	9:54.084	11:35.812	11.27	9:48.733	09:36:33.976	
4 -	1:18.386	51.760	2:10.146	60.30	23.067	09:38:44.122	
5 -	1:03.856	46.443	1:50.299 (2)	71.15	3.220	09:40:34.421	
6 -	1:04.402	47.197	1:51.599 (3)	70.32	4.520	09:42:26.020	
7 -	1:01.104	45.975	1:47.079 (1)	73.29		09:44:13.099	

P10 37 F2		MORPHET / RYDER		LCR Suzuki -			
IDEAL LAP TIME : 1:48.532		BEST LAP TIME : 1:48.532		DIFFERENCE : 0.000			
LAP	SECTOR 1	SECTOR 2	LAP TIME	MPH	DIFF	TIME OF DAY	
1 -	1:22.397	53.772	2:16.169	57.63	27.637	09:23:28.759	
2 -	1:14.486	11:44.006	12:58.492	10.08	11:09.960	09:36:27.251	
3 -	1:12.396	47.605	2:00.001	65.40	11.469	09:38:27.252	
4 -	1:05.355	47.188	1:52.543	69.73	4.011	09:40:19.795	
5 -	1:03.836	46.679	1:50.515 (3)	71.01	1.983	09:42:10.310	
6 -	1:05.694	45.894	1:51.588	70.33	3.056	09:44:01.898	
7 -	1:02.992	45.540	1:48.532 (1)	72.31		09:45:50.430	
8 -	1:03.198	46.199	1:49.397 (2)	71.73	0.865	09:47:39.827	

International Sidecar Revival Meeting @ Cadwell Park

BMCRC F1 & F2 Sidecars

QUALIFYING - SECTOR ANALYSIS



SECTOR 1 = FL to I1, SECTOR 2 = I1 to FL, DIFF = Difference To Personal Best Lap, P = Crossed Finish Line in Pit Lane, D = Time Disallowed

P11 158 F2 SAUNDERS / STELL		Shelbourne Honda - The Royal Oak Worleston				
IDEAL LAP TIME : 1:49.112		BEST LAP TIME : 1:49.112		DIFFERENCE : 0.000		
LAP	SECTOR 1	SECTOR 2	LAP TIME	MPH	DIFF	TIME OF DAY
1 -	1:12.889	48.753	2:01.642	64.51	12.530	09:23:13.368
2 -	1:46.303	9:54.796	13:32.751	9.65	11:43.639	09:36:46.119
3 -	1:11.411	47.317	1:58.728	66.10	9.616	09:38:44.847
4 -	1:03.797	46.046	1:49.843 (2)	71.44	0.731	09:40:34.690
5 -	1:05.352	47.657	1:53.009 (3)	69.44	3.897	09:42:27.699
6 -	1:03.132	45.980	1:49.112 (1)	71.92		09:44:16.811

P12 128 F1 HORTON / DAVIES		- Wintec Racing				
IDEAL LAP TIME : 1:48.883		BEST LAP TIME : 1:49.621		DIFFERENCE : 0.738		
LAP	SECTOR 1	SECTOR 2	LAP TIME	MPH	DIFF	TIME OF DAY
1 -	1:06.217	46.952	1:53.169	69.34	3.548	09:22:54.776
2 -	1:04.313	46.473	1:50.786 (3)	70.83	1.165	09:24:45.562
3 -	1:35.680	10:11.897	11:47.577	11.09	9:57.956	09:36:33.139
4 -	1:16.099	46.222	2:02.321	64.15	12.700	09:38:35.460
5 -	1:03.540	46.081	1:49.621 (1)	71.59		09:40:25.081
6 -	1:04.450	45.343	1:49.793 (2)	71.48	0.172	09:42:14.874

P13 96 F2 GALE / GALE		Ireson KTM 790 - 4everTT				
IDEAL LAP TIME : 1:50.281		BEST LAP TIME : 1:50.281		DIFFERENCE : 0.000		
LAP	SECTOR 1	SECTOR 2	LAP TIME	MPH	DIFF	TIME OF DAY
1 -	1:15.634	54.037	2:09.671	60.52	19.390	09:23:31.305
2 -	1:13.038	11:41.565	12:54.603	10.13	11:04.322	09:36:25.908
3 -	1:12.259	47.478	1:59.737	65.54	9.456	09:38:25.645
4 -	1:05.737	46.861	1:52.598	69.69	2.317	09:40:18.243
5 -	1:04.971	46.674	1:51.645 (3)	70.29	1.364	09:42:09.888
6 -	1:06.698	48.410	1:55.108	68.18	4.827	09:44:04.996
7 -	1:03.909	46.372	1:50.281 (1)	71.16		09:45:55.277
8 -	1:04.275	46.940	1:51.215 (2)	70.56	0.934	09:47:46.492

P14 26 F2 KING / SIGSWORTH		Lumley Ireson F2 - Townsend Motors				
IDEAL LAP TIME : 1:49.639		BEST LAP TIME : 1:50.339		DIFFERENCE : 0.700		
LAP	SECTOR 1	SECTOR 2	LAP TIME	MPH	DIFF	TIME OF DAY
1 -	1:14.266	51.040	2:05.306	62.63	14.967	09:23:26.190
2 -	11:56.219	47.445	14:58.132	8.73	13:07.793	09:38:24.322
3 -	1:04.057	47.334	1:51.391	70.45	1.052	09:40:15.713
4 -	1:03.957	46.548	1:50.505 (2)	71.02	0.166	09:42:06.218
5 -	1:04.149	46.484	1:50.633 (3)	70.93	0.294	09:43:56.851
6 -	1:03.155	47.184	1:50.339 (1)	71.12		09:45:47.190

P15 24 F2 THOMAS / JAMES		Ireson Honda - Team Walters And Thomas Sidecar racing				
IDEAL LAP TIME : 1:49.375		BEST LAP TIME : 1:50.927		DIFFERENCE : 1.552		
LAP	SECTOR 1	SECTOR 2	LAP TIME	MPH	DIFF	TIME OF DAY
1 -	1:07.451	47.263	1:54.714 (3)	68.41	3.787	09:22:50.849
2 -	1:04.913	46.884	1:51.797 (2)	70.19	0.870	09:24:42.646
3 -	1:36.352	10:19.642	11:55.994	10.96	10:05.067	09:36:38.640
4 -	1:23.076	51.665	2:14.741	58.24	23.814	09:38:53.381
5 -	1:04.188	46.739	1:50.927 (1)	70.74		09:40:44.308

P16 61 F1 FORREST / NIX		Yamaha - Tweedvale Motorcycles				
IDEAL LAP TIME : 1:51.646		BEST LAP TIME : 1:51.808		DIFFERENCE : 0.162		
LAP	SECTOR 1	SECTOR 2	LAP TIME	MPH	DIFF	TIME OF DAY
1 -	1:20.088	53.952	2:14.040 (3)	58.55	22.232	09:23:29.543
2 -	11:35.530	47.065	14:53.456	8.78	13:01.648	09:38:22.999
3 -	1:04.815	48.054	1:52.869 (2)	69.53	1.061	09:40:15.868
4 -	1:04.977	46.831	1:51.808 (1)	70.19		09:42:07.676

International Sidecar Revival Meeting @ Cadwell Park

BMCRC F1 & F2 Sidecars

QUALIFYING - SECTOR ANALYSIS



SECTOR 1 = FL to I1, SECTOR 2 = I1 to FL, DIFF = Difference To Personal Best Lap, P = Crossed Finish Line in Pit Lane, D = Time Disallowed

P17	60 F1	MOLYNEUX / COPPOCK	Baker Suzuki -			
IDEAL LAP TIME : 1:51.879		BEST LAP TIME : 1:52.174		DIFFERENCE : 0.295		
LAP	SECTOR 1	SECTOR 2	LAP TIME	MPH	DIFF	TIME OF DAY
1 -	1:21.875	53.470	2:15.345	57.98	23.171	09:23:29.245
2 -	1:14.002	11:45.153	12:59.155	10.07	11:06.981	09:36:28.400
3 -	1:11.769	48.390	2:00.159	65.31	7.985	09:38:28.559
4 -	1:07.104	49.125	1:56.229	67.52	4.055	09:40:24.788
5 -	1:07.483	47.243	1:54.726	68.40	2.552	09:42:19.514
6 -	1:04.636	47.538	1:52.174 (1)	69.96		09:44:11.688
7 -	1:05.324	49.209	1:54.533 (3)	68.52	2.359	09:46:06.221
8 -	1:05.240	47.719	1:52.959 (2)	69.47	0.785	09:47:59.180
P18	69 F2	LAMBERT / HAYNES & JAVENS	LCR Honda - Graham Anne Ward			
IDEAL LAP TIME : 1:50.947		BEST LAP TIME : 1:54.222		DIFFERENCE : 3.275		
LAP	SECTOR 1	SECTOR 2	LAP TIME	MPH	DIFF	TIME OF DAY
1 -	1:06.575	47.647	1:54.222 (1)	68.70		09:22:51.993
P19	30 F2	BUTLER / SAUNDERS	Ireson F2 - MDK Office Seating Ltd / Marin Motorsport			
IDEAL LAP TIME : 1:53.669		BEST LAP TIME : 1:55.204		DIFFERENCE : 1.535		
LAP	SECTOR 1	SECTOR 2	LAP TIME	MPH	DIFF	TIME OF DAY
1 -	1:16.624	54.546	2:11.170	59.83	15.966	09:23:35.433
2 -	1:13.321	11:41.298	12:54.619	10.13	10:59.415	09:36:30.052
3 -	1:18.293	49.231	2:07.524	61.54	12.320	09:38:37.576
4 -	1:08.069	47.336	1:55.405 (2)	68.00	0.201	09:40:32.981
5 -	1:07.749	48.141	1:55.890 (3)	67.71	0.686	09:42:28.871
6 -	1:06.333	48.871	1:55.204 (1)	68.12		09:44:24.075
P20	73 F2	PRING / PARKIN	Shand Suzuki - R & M Appleby Ltd			
IDEAL LAP TIME : 1:55.822		BEST LAP TIME : 1:55.822		DIFFERENCE : 0.000		
LAP	SECTOR 1	SECTOR 2	LAP TIME	MPH	DIFF	TIME OF DAY
1 -	1:16.437	54.017	2:10.454	60.15	14.632	09:23:30.495
2 -	1:14.871	11:43.874	12:58.745	10.07	11:02.923	09:36:29.240
3 -	1:15.008	48.835	2:03.843 (3)	63.37	8.021	09:38:33.083
4 -	1:07.706	48.116	1:55.822 (1)	67.75		09:40:28.905
5 -	1:07.831	50.254	1:58.085 (2)	66.46	2.263	09:42:26.990
P21	666 F2	HANKS / BANKS & KIRK	GLR Honda - JHM racing / Greg Lambert Racing			
IDEAL LAP TIME : 1:56.407		BEST LAP TIME : 1:56.520		DIFFERENCE : 0.113		
LAP	SECTOR 1	SECTOR 2	LAP TIME	MPH	DIFF	TIME OF DAY
1 -	1:23.722	57.130	2:20.852	55.71	24.332	09:23:51.697
2 -	1:20.876	11:19.171	12:40.047	10.32	10:43.527	09:36:31.744
3 -	1:27.550	IN PIT	2:42.693 P	48.23	46.173	09:39:14.437
4 -	OUTLAP	54.214	2:14.122	58.51	17.602	09:41:28.559
5 -	1:11.094	50.417	2:01.511 (3)	64.58	4.991	09:43:30.070
6 -	1:07.790	49.310	1:57.100 (2)	67.02	0.580	09:45:27.170
7 -	1:07.097	49.423	1:56.520 (1)	67.35		09:47:23.690
P22	28 F2	HOLDEN / SALSBURY	D&D Suzuki - Nomad Racing, Bahder Engineering			
IDEAL LAP TIME : 1:57.184		BEST LAP TIME : 1:57.232		DIFFERENCE : 0.048		
LAP	SECTOR 1	SECTOR 2	LAP TIME	MPH	DIFF	TIME OF DAY
1 -	1:20.088	54.839	2:14.927 (3)	58.16	17.695	09:23:28.547
2 -	1:09.979	11:50.249	13:00.228	10.05	11:02.996	09:36:28.775
3 -	1:16.086	50.258	2:06.344 (2)	62.11	9.112	09:38:35.119
4 -	1:07.411	49.821	1:57.232 (1)	66.94		09:40:32.351

International Sidecar Revival Meeting @ Cadwell Park

BMCRC F1 & F2 Sidecars

QUALIFYING - SECTOR ANALYSIS



SECTOR 1 = FL to I1, SECTOR 2 = I1 to FL, DIFF = Difference To Personal Best Lap, P = Crossed Finish Line in Pit Lane, D = Time Disallowed

P23	58 F2	EASTELL / EASTELL	Windle F2 - Lee Eastell Engineering services ltd			
IDEAL LAP TIME : 1:57.667		BEST LAP TIME : 1:57.667		DIFFERENCE : 0.000		
LAP	SECTOR 1	SECTOR 2	LAP TIME	MPH	DIFF	TIME OF DAY
1 -	1:08.044	49.623	1:57.667 (1)	66.69		09:22:54.924
2 -	1:13.313	16:03.020	17:16.333 (2)	7.57	15:18.666	09:40:11.257
P24	29 F2	SHIPLEY / ASTLEY	LCR Suzuki -			
IDEAL LAP TIME : 1:52.895		BEST LAP TIME : 1:57.791		DIFFERENCE : 4.896		
LAP	SECTOR 1	SECTOR 2	LAP TIME	MPH	DIFF	TIME OF DAY
1 -	1:11.736	47.648	1:59.384 (2)	65.73	1.593	09:23:09.910
2 -	1:45.116	9:53.326	13:31.337	9.67	11:33.546	09:36:41.247
3 -	1:21.203	51.386	2:12.589	59.19	14.798	09:38:53.836
4 -	1:07.167	50.624	1:57.791 (1)	66.62		09:40:51.627
5 -	1:11.279	50.069	2:01.348 (3)	64.67	3.557	09:42:52.975
P25	76 F2	PEARSON / PARKER	LCR F2 -			
IDEAL LAP TIME : 1:57.647		BEST LAP TIME : 1:58.301		DIFFERENCE : 0.654		
LAP	SECTOR 1	SECTOR 2	LAP TIME	MPH	DIFF	TIME OF DAY
1 -	1:23.579	55.001	2:18.580	56.63	20.279	09:23:27.832
2 -	1:14.175	11:45.906	13:00.081	10.06	11:01.780	09:36:27.913
3 -	1:22.139	51.545	2:13.684	58.70	15.383	09:38:41.597
4 -	1:11.379	49.504	2:00.883 (3)	64.92	2.582	09:40:42.480
5 -	1:08.143	50.158	1:58.301 (1)	66.33		09:42:40.781
6 -	1:09.505	50.551	2:00.056 (2)	65.37	1.755	09:44:40.837
P26	356 F2	CROWE / WHEELER	Suzuki Suzuki -			
IDEAL LAP TIME : 1:59.760		BEST LAP TIME : 2:00.024		DIFFERENCE : 0.264		
LAP	SECTOR 1	SECTOR 2	LAP TIME	MPH	DIFF	TIME OF DAY
1 -	1:21.066	54.889	2:15.955	57.72	15.931	09:23:28.395
2 -	1:16.567	11:45.671	13:02.238	10.03	11:02.214	09:36:30.633
3 -	1:20.831	52.680	2:13.511	58.78	13.487	09:38:44.144
4 -	1:11.119	51.104	2:02.223 (3)	64.21	2.199	09:40:46.367
5 -	1:09.815	50.671	2:00.486 (2)	65.13	0.462	09:42:46.853
6 -	1:10.079	49.945	2:00.024 (1)	65.38		09:44:46.877
P27	167 F1	PETTMAN / MOSS	Baker Yamaha - Wesso Racing			
IDEAL LAP TIME : 2:08.403		BEST LAP TIME : 2:08.403		DIFFERENCE : 0.000		
LAP	SECTOR 1	SECTOR 2	LAP TIME	MPH	DIFF	TIME OF DAY
1 -	1:20.887	55.506	2:16.393 (3)	57.54	7.990	09:23:33.334
2 -	1:15.600	11:42.631	12:58.231	10.08	10:49.828	09:36:31.565
3 -	1:25.388	54.058	2:19.446	56.28	11.043	09:38:51.011
4 -	1:15.386	54.159	2:09.545 (2)	60.58	1.142	09:41:00.556
5 -	1:14.883	53.520	2:08.403 (1)	61.12		09:43:08.959
P28	19 F1	MACBRIDE / HILDIGE	LCR Yamaha 600 - Lifesafety Motorsport			
IDEAL LAP TIME : 2:12.299		BEST LAP TIME : 2:14.196		DIFFERENCE : 1.897		
LAP	SECTOR 1	SECTOR 2	LAP TIME	MPH	DIFF	TIME OF DAY
1 -	1:19.717	54.479	2:14.196 (1)	58.48		09:23:35.022
2 -	1:17.820	11:41.011	12:58.831 (3)	10.07	10:44.635	09:36:33.853
3 -	1:28.238	56.414	2:24.652 (2)	54.25	10.456	09:38:58.505
P29	146 F2	SAUNDERS / KNAPTON	LCR Suzuki -			
IDEAL LAP TIME :		BEST LAP TIME :		DIFFERENCE :		
LAP	SECTOR 1	SECTOR 2	LAP TIME	MPH	DIFF	TIME OF DAY
1 -	1:07.929	IN PIT	3:39.633 P	35.73		09:24:48.036

International Sidecar Revival Meeting @ Cadwell Park

BMCRC F1 & F2 Sidecars

QUALIFYING - BEST SECTORS

SECTOR 1			SECTOR 2			IDEAL / BEST COMPARISON						
POS	NO	NAME	TIME	NO	NAME	TIME	POS	NO	NAME	IDEAL	BEST	DIFF
									PERFECT LAP	1:39.368		
1	70	ARCHER / HYDE	57.591	70	ARCHER / HYDE	41.777	1	70	ARCHER / HYDE	1:39.368	1:39.368	0.000
2	62	WRIGHT / BAILEY	58.220	11	GILBERT / MULDOON	42.761	2	62	WRIGHT / BAILEY	1:41.055	1:41.055	0.000
3	11	GILBERT / MULDOON	58.707	62	WRIGHT / BAILEY	42.835	3	11	GILBERT / MULDOON	1:41.468	1:41.468	0.000
4	65	FAIERS / FOX	59.515	65	FAIERS / FOX	43.943	4	65	FAIERS / FOX	1:43.458	1:43.905	0.447
5	113	HANDCOCK / BEVAN	1:00.645	83	BUCHANAN / EVANS	44.654	5	113	HANDCOCK / BEVAN	1:45.355	1:45.469	0.114
6	83	BUCHANAN / EVANS	1:00.829	113	HANDCOCK / BEVAN	44.710	6	83	BUCHANAN / EVANS	1:45.483	1:46.039	0.556
7	20	D'HENIN / REA	1:01.104	121	LAWRENCE / PYMM	45.134	7	121	LAWRENCE / PYMM	1:46.351	1:46.351	0.000
8	121	LAWRENCE / PYMM	1:01.217	128	HORTON / DAVIES	45.343	8	38	MOSS / HOPE	1:46.920	1:46.920	0.000
9	38	MOSS / HOPE	1:01.543	38	MOSS / HOPE	45.377	9	20	D'HENIN / REA	1:47.079	1:47.079	0.000
10	24	THOMAS / JAMES	1:02.636	37	MORPHET / RYDER	45.540	10	37	MORPHET / RYDER	1:48.532	1:48.532	0.000
11	37	MORPHET / RYDER	1:02.992	20	D'HENIN / REA	45.975	11	128	HORTON / DAVIES	1:48.883	1:49.621	0.738
12	158	SAUNDERS / STELL	1:03.132	158	SAUNDERS / STELL	45.980	12	158	SAUNDERS / STELL	1:49.112	1:49.112	0.000
13	26	KING / SIGSWORTH	1:03.155	96	GALE / GALE	46.372	13	24	THOMAS / JAMES	1:49.375	1:50.927	1.552
14	69	LAMBERT / HAYNES & JAVEN	1:03.300	26	KING / SIGSWORTH	46.484	14	26	KING / SIGSWORTH	1:49.639	1:50.339	0.700
15	128	HORTON / DAVIES	1:03.540	24	THOMAS / JAMES	46.739	15	96	GALE / GALE	1:50.281	1:50.281	0.000
16	96	GALE / GALE	1:03.909	61	FORREST / NIX	46.831	16	69	LAMBERT / HAYNES	1:50.947	1:54.222	3.275
17	60	MOLYNEUX / COPPOCK	1:04.636	60	MOLYNEUX / COPPOCK	47.243	17	61	FORREST / NIX	1:51.646	1:51.808	0.162
18	61	FORREST / NIX	1:04.815	30	BUTLER / SAUNDERS	47.336	18	60	MOLYNEUX / COPPO	1:51.879	1:52.174	0.295
19	29	SHIPLEY / ASTLEY	1:05.497	29	SHIPLEY / ASTLEY	47.398	19	29	SHIPLEY / ASTLEY	1:52.895	1:57.791	4.896
20	30	BUTLER / SAUNDERS	1:06.333	69	LAMBERT / HAYNES & JAVEN	47.647	20	30	BUTLER / SAUNDERS	1:53.669	1:55.204	1.535
21	666	HANKS / BANKS & KIRK	1:07.097	73	PRING / PARKIN	48.116	21	73	PRING / PARKIN	1:55.822	1:55.822	0.000
22	28	HOLDEN / SALSBURY	1:07.363	666	HANKS / BANKS & KIRK	49.310	22	666	HANKS / BANKS & KIRK	1:56.407	1:56.520	0.113
23	73	PRING / PARKIN	1:07.706	76	PEARSON / PARKER	49.504	23	28	HOLDEN / SALSBURY	1:57.184	1:57.232	0.048
24	146	SAUNDERS / KNAPTON	1:07.929	58	EASTELL / EASTELL	49.623	24	76	PEARSON / PARKER	1:57.647	1:58.301	0.654
25	58	EASTELL / EASTELL	1:08.044	28	HOLDEN / SALSBURY	49.821	25	58	EASTELL / EASTELL	1:57.667	1:57.667	0.000
26	76	PEARSON / PARKER	1:08.143	356	CROWE / WHEELER	49.945	26	356	CROWE / WHEELER	1:59.760	2:00.024	0.264
27	356	CROWE / WHEELER	1:09.815	167	PETTMAN / MOSS	53.520	27	167	PETTMAN / MOSS	2:08.403	2:08.403	0.000
28	167	PETTMAN / MOSS	1:14.883	19	MACBRIDE / HILDIGE	54.479	28	19	MACBRIDE / HILDIGE	2:12.299	2:14.196	1.897
29	19	MACBRIDE / HILDIGE	1:17.820				29	146	SAUNDERS / KNAPTON			

International Sidecar Revival Meeting @ Cadwell Park

BMCRC F1 & F2 Sidecars

QUALIFYING - STATISTICS

Competitors Started 29
Planned Start 2024-08-03 @ 09:18:00.000
Actual Start 2024-08-03 @ 09:20:20.142
Finish Time 2024-08-03 @ 09:47:19.189
Track Length 2.1800mi.
Total Laps 160
Total Distance Covered 348.8029mi.

Session Fastest Lap History

NO	CL	NAME	LAP TIME	TIME OF DAY	LAP	VEHICLE
11	F1	GILBERT / MULDOON	1:46.073	09:22:38.569	1	Yamaha MT09 890cc
11	F1	GILBERT / MULDOON	1:41.468	09:24:20.037	2	Yamaha MT09 890cc
70	F1	ARCHER / HYDE	1:41.412	09:24:32.763	2	Adolf RS Yamaha
70	F1	ARCHER / HYDE	1:39.368	09:41:41.896	6	Adolf RS Yamaha

Flag History

TYPE	TIME OF DAY
GREEN	09:20:20.142
RED	09:24:58.575
GREEN	09:36:23.487
FINISH	09:47:19.189

Flag Statistics

TYPE	COUNT	TOTAL LAPS	TOTAL TIME
Green	2	8	17:34.956
Red	1	0	11:24.912
Safety Car	0	0	0.000
FCY	0	0	0.000

International Sidecar Revival Meeting @ Cadwell Park

BMCRC F1 & F2 Sidecars

QUALIFYING - STATISTICS

CLASS : F1

12 Starters

Fastest Lap History

NO	NAME	LAP TIME	TIME OF DAY	LAP	VEHICLE
11	GILBERT / MULDOON	1:46.073	09:22:38.569	1	Yamaha MT09 890cc
11	GILBERT / MULDOON	1:41.468	09:24:20.037	2	Yamaha MT09 890cc
70	ARCHER / HYDE	1:41.412	09:24:32.763	2	Adolf RS Yamaha
70	ARCHER / HYDE	1:39.368	09:41:41.896	6	Adolf RS Yamaha

International Sidecar Revival Meeting @ Cadwell Park

BMCRC F1 & F2 Sidecars

QUALIFYING - STATISTICS

CLASS : F2

17 Starters

Fastest Lap History

NO	NAME	LAP TIME	TIME OF DAY	LAP	VEHICLE
83	BUCHANAN / EVANS	1:50.639	09:22:40.540	1	Lumley Kawasaki
83	BUCHANAN / EVANS	1:46.631	09:24:27.170	2	Lumley Kawasaki
113	HANDCOCK / BEVAN	1:45.711	09:45:49.296	7	Shelbourne F2
113	HANDCOCK / BEVAN	1:45.469	09:47:34.765	8	Shelbourne F2



BMCRC
F1 & F2
SIDECARS

International Sidecar Revival Meeting @ Cadwell Park

BMCRC F1 & F2 Sidecars

RACE 2 - GRID (6 Laps) v2

ROW 14	40	146 SAUNDERS / KNAPTON	41		42	191 DOWNES / OSTERHOLZER
ROW 13	37	2:08.403 167 PETTMAN / MOSS	38		39	2:14.196 19 MACBRIDE / HILDIGE
ROW 12	34	1:58.301 76 PEARSON / PARKER	35		36	2:00.024 356 CROWE / WHEELER
ROW 11	31	1:57.667 58 EASTELL / EASTELL	32		33	1:57.791 29 SHIPLEY / ASTLEY
ROW 10	28	1:56.520 666 HANKS / BANKS & KIRK	29		30	1:57.232 28 HOLDEN / SALSBURY
ROW 9	25	1:55.204 30 BUTLER / SAUNDERS	26		27	1:55.822 73 PRING / PARKIN
ROW 8	22	1:52.174 60 MOLYNEUX / COPPOCK	23		24	1:54.222 69 LAMBERT / HAYNES & JAVENS
ROW 7	19	1:50.927 24 THOMAS / JAMES	20		21	1:51.808 61 FORREST / NIX
ROW 6	16	1:50.281 96 GALE / GALE	17		18	1:50.339 26 KING / SIGSWORTH
ROW 5	13	1:49.112 158 SAUNDERS / STELL	14		15	1:49.621 128 HORTON / DAVIES
ROW 4	10	1:47.079 20 D'HENIN / REA	11		12	1:48.532 37 MORPHET / RYDER
ROW 3	7	1:46.039 83 BUCHANAN / EVANS	8		9	1:46.351 121 LAWRENCE / PYMM
ROW 2	4	1:43.905 65 FAIERS / FOX	5		6	1:45.469 113 HANDCOCK / BEVAN
ROW 1	1	1:39.368 70 ARCHER / HYDE	2		3	1:41.055 62 WRIGHT / BAILEY
Pole						

These results are provisional until the conclusion of any judicial and technical matters.

Cadwell Park: 2.1800 miles

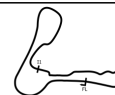
Clerk Of Course:

Tony MacBride

Stewards:

Timekeeper:

Richard Evans



Results can be found at www.tsl-timing.com

Printed - 10:07 Saturday, 03 August 2024



International Sidecar Revival Meeting @ Cadwell Park

BMCRC F1 & F2 Sidecars

RACE 2 - CLASSIFICATION - AMENDED

Race Distance: 6 Laps / 13.08 miles



POS	NO	CL	PIC	NAME	ENTRY	LAPS	TIME	GAP	DIFF	MPH	BEST	ON	GRD	↑↓
1	83	F2	1	BUCHANAN / EVANS	Lumley Kawasaki - Bull Inn Racing	6	12:15.384			64.03	1:50.160	6	5	4
2	69	F2	2	LAMBERT / HAYNES & JAVEN	LCR Honda - Graham Anne Ward	6	12:18.180	2.796	2.796	63.78	1:51.011	6	16	14
3	62	F1	1	WRIGHT / BAILEY	Ryde Yamaha - Stainless Steel Designs Ltd.	6	12:23.196	7.812	5.016	63.35	1:53.644	6	2	-1
4	24	F2	3	THOMAS / JAMES	Ireson Honda - Team Walters And Thomas Sidecar racing	6	12:24.498	9.114	1.302	63.24	1:55.176	6	13	9
5	65	F1	2	FAIERS / FOX	Ryde Yamaha - AW Racing Ltd	6	12:26.231	10.847	1.733	63.10	1:55.414	6	3	-2
6	113	F2	4	HANDCOCK / BEVAN	Shelbourne F2 - r j contracting	6	12:27.641	12.257	1.410	62.98	1:57.493	6	4	-2
7	158	F2	5	SAUNDERS / STELL	Shelbourne Honda - The Royal Oak Worleston	6	12:27.718	12.334	0.077	62.97	1:57.198	6	9	2
8	128	F1	3	HORTON / CHILTON	- Wintec Racing	6	12:32.956	17.572	5.238	62.53	1:55.911	5	10	2
9	26	F2	6	KING / SIGSWORTH	Lumley Ireson F2 - Townsend Motors	5	10:43.918	1 Lap	1 Lap	60.93	2:04.845	5	12	3
10	38	F1	4	MOSS / HOPE	LCR 600 -	5	10:43.959	1 Lap	0.041	60.93	2:06.727	2		
11	61	F1	5	FORREST / NIX	Yamaha - Tweedvale Motorcycles	5	10:44.178	1 Lap	0.219	60.91	2:04.392	5	14	3
12	96	F2	7	GALE / GALE	Ireson KTM 790 - 4everTT	5	10:45.141	1 Lap	0.963	60.82	2:02.879	5	11	-1
13	60	F1	6	MOLYNEUX / COPPOCK	Baker Suzuki -	5	10:55.553	1 Lap	10.412	59.85	2:05.953	5	15	2
14	146	F2	8	SAUNDERS / SMYTH	LCR Suzuki -	5	10:59.279	1 Lap	3.726	59.52	2:01.279	5	27	13
15	666	F2	9	HANKS / BANKS & KIRK	GLR Honda - JHM racing / Greg Lambert Racing	5	11:02.706	1 Lap	3.427	59.21	2:02.781	5	19	4
16	30	F2	10	BUTLER / SAUNDERS	Ireson F2 - MDK Office Seating Ltd / Marin Motorsport	5	11:03.026	1 Lap	0.320	59.18	2:03.734	5	17	1
17	76	F2	11	PEARSON / PARKER	LCR F2 -	5	11:05.638	1 Lap	2.612	58.95	2:04.901	5	23	6
18	29	F2	12	SHIPLEY / ASTLEY	LCR Suzuki -	5	11:17.750	1 Lap	12.112	57.89	2:08.701	5	22	4
19	356	F2	13	CROWE / WHEELER	Suzuki Suzuki -	5	11:28.223	1 Lap	10.473	57.01	2:12.957	5	24	5
20	19	F1	7	MACBRIDE / HILDIGE	LCR Yamaha 600 - Lifesafety Motorsport	5	11:29.370	1 Lap	1.147	56.92	2:13.088	5	26	6

NOT CLASSIFIED

DNF	37	F2		MORPHET / RYDER	LCR Suzuki -	4	8:39.413	2 Laps	1 Lap	60.43	2:06.383	4	8	
DNF	73	F2		PRING / PARKIN	Shand Suzuki - R & M Appleby Ltd	2	4:31.577	4 Laps	2 Laps	57.79	2:14.437	2	18	
DNF	20	F1		D'HENIN / REA	Adolf RS 600 - FLO Racing	1	2:11.510	5 Laps	1 Lap	59.67			7	
DNF	121	F1		LAWRENCE / PYMM	LCR Yamaha - highfield transport, JHM autos	1	2:14.373	5 Laps	2.863	58.40			6	
DNF	167	F1		PETTMAN / MOSS	Baker Yamaha - Wesso Racing	1	2:27.785	5 Laps	13.412	53.10			25	
DNF	70	F1		ARCHER / HYDE	Adolf RS Yamaha - Hannafin Contractors	0							1	

NOT STARTED

NS	28	F2		HOLDEN / SALSBURY	D&D Suzuki - Nomad Racing, Bahder Engineering								20	
NS	58	F2		EASTELL / EASTELL	Windle F2 - Lee Eastell Engineering services ltd								21	

FASTEST LAP

	83	F2		BUCHANAN / EVANS	Lumley Kawasaki - Bull Inn Racing	6	1:50.160			71.24 mph			114.65 kph	
	62	F1		WRIGHT / BAILEY	Ryde Yamaha - Stainless Steel Designs Ltd.	6	1:53.644			69.05 mph			111.13 kph	

Comments:

Class F2 - 92.5% of Race Speed = 59.22 mph

Class F1 - 92.5% of Race Speed = 58.59 mph

Red Flag (end of session): 13:04

Weather / Track : Drizzle / Damp

Date: 03/08/2024 Start: 12:51 Finish: 13:02

These results are provisional until the conclusion of any judicial and technical matters.

Cadwell Park: 2.1800 miles

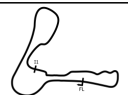
Clerk Of Course:

Tony MacBride

Stewards:

Timekeeper:

Richard Evans



Results can be found at www.tsl-timing.com

Printed - 13:41 Saturday, 03 August 2024



International Sidecar Revival Meeting @ Cadwell Park

BMCRC F1 & F2 Sidecars

RACE 2 - LAP CHART

LAP 1 @ 12:53:42.678

NO	BEHIND	LAP TIME
62		2:06.884
113	0.681	2:07.565
83	1.072	2:07.956
24	1.787	2:08.671
158	3.163	2:10.047
65	3.417	2:10.301
38	4.306	2:11.190
20	4.626	2:11.510
69	4.913	2:11.797
26	5.287	2:12.171
37	5.567	2:12.451
128	6.894	2:13.778
61	7.339	2:14.223
60	7.394	2:14.278
121	7.489	2:14.373
29	8.748	2:15.632
96	8.774	2:15.658
146	9.055	2:15.939
73	10.256	2:17.140
30	11.821	2:18.705
666	11.907	2:18.791
356	12.734	2:19.618
76	14.413	2:21.297
19	18.175	2:25.059
167	20.901	2:27.785

LAP 2 @ 12:55:50.659

NO	BEHIND	LAP TIME
62		2:07.981
113	0.311	2:07.611
24	1.658	2:07.852
83	2.215	2:09.124
38	3.052	2:06.727
69	3.736	2:06.804
65	3.878	2:08.442
158	4.835	2:09.653
26	7.760	2:10.454
37	8.295	2:10.709
128	8.609	2:09.696
61	8.797	2:09.439
60	10.119	2:10.706
146	10.914	2:09.840
96	13.886	2:13.093
73	16.712	2:14.437
30	16.869	2:13.029
666	17.567	2:13.641
76	19.433	2:13.001
356	22.637	2:17.884
29	24.209	2:23.442
19	25.462	2:15.268

LAP 3 @ 12:57:58.736

NO	BEHIND	LAP TIME
113		2:07.766
83	1.137	2:06.999
24	1.348	2:07.767
62	1.776	2:09.853
38	2.167	2:07.192
69	2.559	2:06.900
158	3.033	2:06.275
65	3.531	2:07.730
26	9.250	2:09.567

37	10.088	2:09.870
128	10.439	2:09.907
61	11.928	2:11.208
60	15.876	2:13.834
96	16.153	2:10.344
146	25.656	2:22.819
30	26.087	2:17.295
76	26.452	2:15.096
666	28.279	2:18.789
29	33.168	2:17.036
356	35.724	2:21.164
19	36.302	2:18.917

62	7.812	1:53.644
24	9.114	1:55.176
65	10.847	1:55.414
113	12.257	1:57.493
158	12.334	1:57.198
128	17.572	2:01.680

LAP 4 @ 13:00:04.920

NO	BEHIND	LAP TIME
24		2:04.836
83	0.490	2:05.537
69	0.846	2:04.471
113	1.431	2:07.615
62	2.434	2:06.842
65	3.425	2:06.078
158	3.605	2:06.756
38	4.806	2:08.823
128	6.239	2:01.984
26	9.947	2:06.881
37	10.287	2:06.383
61	10.660	2:04.916
96	13.136	2:03.167
60	20.474	2:10.782
146	28.874	2:09.402
30	30.166	2:10.263
666	30.799	2:08.704
76	31.611	2:11.343
29	39.923	2:12.939
356	46.140	2:16.600
19	47.156	2:17.038

LAP 5 @ 13:02:01.018

NO	BEHIND	LAP TIME
83		1:55.608
69	1.945	1:57.197
24	4.098	2:00.196
62	4.328	1:57.992
113	4.924	1:59.591
158	5.296	1:57.789
65	5.593	1:58.266
128	6.052	1:55.911
26	18.694	2:04.845
38	18.735	2:10.027
61	18.954	2:04.392
96	19.917	2:02.879
60	30.329	2:05.953
146	34.055	2:01.279
666	37.482	2:02.781
30	37.802	2:03.734
76	40.414	2:04.901
29	52.526	2:08.701
356	1:02.999	2:12.957
19	1:04.146	2:13.088

LAP 6 @ 13:03:51.178

NO	BEHIND	LAP TIME
83		1:50.160
69	2.796	1:51.011

Weather / Track : Drizzle / Damp

Results can be found at www.tsl-timing.com

Cadwell Park: 2.1800 miles
Date: 03/08/2024 Start: 12:51 Finish: 13:02

Printed - 13:31 Saturday, 03 August 2024

International Sidecar Revival Meeting @ Cadwell Park

BMCRC F1 & F2 Sidecars

RACE 2 - POSITION CHART

No	Name	Lap	1	2	3	4	5	6
		Pos						
70	ARCHER / HYDE	1	62	62	113	24	83	83
62	WRIGHT / BAILEY	2	113	113	83	83	69	69
65	FAIERS / FOX	3	83	24	24	69	24	62
113	HANDCOCK / BEVAN	4	24	83	62	113	62	24
83	BUCHANAN / EVANS	5	158	38	38	62	113	65
121	LAWRENCE / PYMM	6	65	69	69	65	158	113
20	D'HENIN / REA	7	38	65	158	158	65	158
37	MORPHET / RYDER	8	20	158	65	38	128	128
158	SAUNDERS / STELL	9	69	26	26	128	26	
128	HORTON / CHILTON	10	26	37	37	26	38	
96	GALE / GALE	11	37	128	128	37	61	
26	KING / SIGSWORTH	12	128	61	61	61	96	
24	THOMAS / JAMES	13	61	60	60	96	60	
61	FORREST / NIX	14	60	146	96	60	146	
60	MOLYNEUX / COPPOC	15	121	96	146	146	666	
69	LAMBERT / HAYNES &	16	29	73	30	30	30	
30	BUTLER / SAUNDERS	17	96	30	76	666	76	
73	PRING / PARKIN	18	146	666	666	76	29	
666	HANKS / BANKS & KIR	19	73	76	29	29	356	
28	HOLDEN / SALSBURY	20	30	356	356	356	19	
58	EASTELL / EASTELL	21	666	29	19	19		
29	SHIPLEY / ASTLEY	22	356	19				
76	PEARSON / PARKER	23	76					
356	CROWE / WHEELER	24	19					
167	PETTMAN / MOSS	25	167					
19	MACBRIDE / HILDIGE	26						
146	SAUNDERS / SMYTH	27						
38	MOSS / HOPE	28						

International Sidecar Revival Meeting @ Cadwell Park

BMCRC F1 & F2 Sidecars

RACE 2 - SECTOR ANALYSIS



SECTOR 1 = FL to I1, SECTOR 2 = I1 to FL, DIFF = Difference To Personal Best Lap, P = Crossed Finish Line in Pit Lane, D = Time Disallowed

P1	83 F2	BUCHANAN / EVANS		Lumley Kawasaki - Bull Inn Racing		
IDEAL LAP TIME : 1:50.160		BEST LAP TIME : 1:50.160		DIFFERENCE : 0.000		
LAP	SECTOR 1	SECTOR 2	LAP TIME	MPH	DIFF	TIME OF DAY
1 -		51.227	2:07.956	61.33	17.796	12:53:43.750
2 -	1:14.174	54.950	2:09.124	60.77	18.964	12:55:52.874
3 -	1:12.959	54.040	2:06.999	61.79	16.839	12:57:59.873
4 -	1:13.216	52.321	2:05.537 (3)	62.51	15.377	13:00:05.410
5 -	1:07.721	47.887	1:55.608 (2)	67.88	5.448	13:02:01.018
6 -	1:04.027	46.133	1:50.160 (1)	71.24		13:03:51.178

P2	69 F2	LAMBERT / HAYNES & JAVENS		LCR Honda - Graham Anne Ward		
IDEAL LAP TIME : 1:51.011		BEST LAP TIME : 1:51.011		DIFFERENCE : 0.000		
LAP	SECTOR 1	SECTOR 2	LAP TIME	MPH	DIFF	TIME OF DAY
1 -		51.546	2:11.797	59.54	20.786	12:53:47.591
2 -	1:12.663	54.141	2:06.804	61.89	15.793	12:55:54.395
3 -	1:12.202	54.698	2:06.900	61.84	15.889	12:58:01.295
4 -	1:12.134	52.337	2:04.471 (3)	63.05	13.460	13:00:05.766
5 -	1:08.334	48.863	1:57.197 (2)	66.96	6.186	13:02:02.963
6 -	1:04.601	46.410	1:51.011 (1)	70.69		13:03:53.974

P3	62 F1	WRIGHT / BAILEY		Ryde Yamaha - Stainless Steel Designs Ltd.		
IDEAL LAP TIME : 1:53.644		BEST LAP TIME : 1:53.644		DIFFERENCE : 0.000		
LAP	SECTOR 1	SECTOR 2	LAP TIME	MPH	DIFF	TIME OF DAY
1 -		51.439	2:06.884	61.85	13.240	12:53:42.678
2 -	1:14.192	53.789	2:07.981	61.32	14.337	12:55:50.659
3 -	1:15.568	54.285	2:09.853	60.43	16.209	12:58:00.512
4 -	1:13.338	53.504	2:06.842 (3)	61.87	13.198	13:00:07.354
5 -	1:08.284	49.708	1:57.992 (2)	66.51	4.348	13:02:05.346
6 -	1:05.827	47.817	1:53.644 (1)	69.05		13:03:58.990

P4	24 F2	THOMAS / JAMES		Ireson Honda - Team Walters And Thomas Sidecar racing		
IDEAL LAP TIME : 1:55.176		BEST LAP TIME : 1:55.176		DIFFERENCE : 0.000		
LAP	SECTOR 1	SECTOR 2	LAP TIME	MPH	DIFF	TIME OF DAY
1 -		50.265	2:08.671	60.99	13.495	12:53:44.465
2 -	1:13.645	54.207	2:07.852	61.38	12.676	12:55:52.317
3 -	1:13.257	54.510	2:07.767	61.42	12.591	12:58:00.084
4 -	1:12.406	52.430	2:04.836 (3)	62.86	9.660	13:00:04.920
5 -	1:08.908	51.288	2:00.196 (2)	65.29	5.020	13:02:05.116
6 -	1:06.259	48.917	1:55.176 (1)	68.13		13:04:00.292

P5	65 F1	FAIERS / FOX		Ryde Yamaha - AW Racing Ltd		
IDEAL LAP TIME : 1:55.414		BEST LAP TIME : 1:55.414		DIFFERENCE : 0.000		
LAP	SECTOR 1	SECTOR 2	LAP TIME	MPH	DIFF	TIME OF DAY
1 -		50.988	2:10.301	60.23	14.887	12:53:46.095
2 -	1:13.308	55.134	2:08.442	61.10	13.028	12:55:54.537
3 -	1:12.437	55.293	2:07.730	61.44	12.316	12:58:02.267
4 -	1:12.335	53.743	2:06.078 (3)	62.24	10.664	13:00:08.345
5 -	1:08.610	49.656	1:58.266 (2)	66.35	2.852	13:02:06.611
6 -	1:06.471	48.943	1:55.414 (1)	67.99		13:04:02.025

P6	113 F2	HANDCOCK / BEVAN		Shelbourne F2 - r j contracting		
IDEAL LAP TIME : 1:56.257		BEST LAP TIME : 1:57.493		DIFFERENCE : 1.236		
LAP	SECTOR 1	SECTOR 2	LAP TIME	MPH	DIFF	TIME OF DAY
1 -		51.459	2:07.565	61.52	10.072	12:53:43.359
2 -	1:14.026	53.585	2:07.611 (3)	61.49	10.118	12:55:50.970
3 -	1:13.904	53.862	2:07.766	61.42	10.273	12:57:58.736
4 -	1:14.357	53.258	2:07.615	61.49	10.122	13:00:06.351
5 -	1:08.914	50.677	1:59.591 (2)	65.62	2.098	13:02:05.942
6 -	1:05.580	51.913	1:57.493 (1)	66.79		13:04:03.435

International Sidecar Revival Meeting @ Cadwell Park

BMCRC F1 & F2 Sidecars

RACE 2 - SECTOR ANALYSIS



SECTOR 1 = FL to I1, SECTOR 2 = I1 to FL, DIFF = Difference To Personal Best Lap, P = Crossed Finish Line in Pit Lane, D = Time Disallowed

P7 158 F2 SAUNDERS / STELL		Shelbourne Honda - The Royal Oak Worleston				
IDEAL LAP TIME : 1:57.198		BEST LAP TIME : 1:57.198		DIFFERENCE : 0.000		
LAP	SECTOR 1	SECTOR 2	LAP TIME	MPH	DIFF	TIME OF DAY
1 -		51.653	2:10.047	60.34	12.849	12:53:45.841
2 -	1:14.989	54.664	2:09.653	60.53	12.455	12:55:55.494
3 -	1:12.638	53.637	2:06.275 (3)	62.15	9.077	12:58:01.769
4 -	1:13.433	53.323	2:06.756	61.91	9.558	13:00:08.525
5 -	1:07.857	49.932	1:57.789 (2)	66.62	0.591	13:02:06.314
6 -	1:07.293	49.905	1:57.198 (1)	66.96		13:04:03.512

P8 128 F1 HORTON / CHILTON		- Wintec Racing				
IDEAL LAP TIME : 1:53.590		BEST LAP TIME : 1:55.911		DIFFERENCE : 2.321		
LAP	SECTOR 1	SECTOR 2	LAP TIME	MPH	DIFF	TIME OF DAY
1 -		52.280	2:13.778	58.66	17.867	12:53:49.572
2 -	1:15.025	54.671	2:09.696	60.51	13.785	12:55:59.268
3 -	1:14.730	55.177	2:09.907	60.41	13.996	12:58:09.175
4 -	1:11.387	50.597	2:01.984 (3)	64.33	6.073	13:00:11.159
5 -	1:07.944	47.967	1:55.911 (1)	67.70		13:02:07.070
6 -	1:05.623	56.057	2:01.680 (2)	64.49	5.769	13:04:08.750

P9 26 F2 KING / SIGSWORTH		Lumley Ireson F2 - Townsend Motors				
IDEAL LAP TIME : 2:03.376		BEST LAP TIME : 2:04.845		DIFFERENCE : 1.469		
LAP	SECTOR 1	SECTOR 2	LAP TIME	MPH	DIFF	TIME OF DAY
1 -		51.690	2:12.171	59.37	7.326	12:53:47.965
2 -	1:15.328	55.126	2:10.454	60.15	5.609	12:55:58.419
3 -	1:14.910	54.657	2:09.567 (3)	60.57	4.722	12:58:07.986
4 -	1:13.028	53.853	2:06.881 (2)	61.85	2.036	13:00:14.867
5 -	1:11.686	53.159	2:04.845 (1)	62.86		13:02:19.712

P10 38 F1 MOSS / HOPE		LCR 600 -				
IDEAL LAP TIME : 2:03.606		BEST LAP TIME : 2:06.727		DIFFERENCE : 3.121		
LAP	SECTOR 1	SECTOR 2	LAP TIME	MPH	DIFF	TIME OF DAY
1 -		51.497	2:11.190	59.82	4.463	12:53:46.984
2 -	1:12.109	54.618	2:06.727 (1)	61.92		12:55:53.711
3 -	1:12.867	54.325	2:07.192 (2)	61.70	0.465	12:58:00.903
4 -	1:13.453	55.370	2:08.823 (3)	60.92	2.096	13:00:09.726
5 -	1:15.757	54.270	2:10.027	60.35	3.300	13:02:19.753

P11 61 F1 FORREST / NIX		Yamaha - Tweedvale Motorcycles				
IDEAL LAP TIME : 2:03.595		BEST LAP TIME : 2:04.392		DIFFERENCE : 0.797		
LAP	SECTOR 1	SECTOR 2	LAP TIME	MPH	DIFF	TIME OF DAY
1 -		51.540	2:14.223	58.47	9.831	12:53:50.017
2 -	1:15.099	54.340	2:09.439 (3)	60.63	5.047	12:55:59.456
3 -	1:16.091	55.117	2:11.208	59.81	6.816	12:58:10.664
4 -	1:12.357	52.559	2:04.916 (2)	62.82	0.524	13:00:15.580
5 -	1:12.055	52.337	2:04.392 (1)	63.09		13:02:19.972

P12 96 F2 GALE / GALE		Ireson KTM 790 - 4everTT				
IDEAL LAP TIME : 2:01.847		BEST LAP TIME : 2:02.879		DIFFERENCE : 1.032		
LAP	SECTOR 1	SECTOR 2	LAP TIME	MPH	DIFF	TIME OF DAY
1 -		53.506	2:15.658	57.85	12.779	12:53:51.452
2 -	1:16.572	56.521	2:13.093	58.96	10.214	12:56:04.545
3 -	1:13.674	56.670	2:10.344 (3)	60.21	7.465	12:58:14.889
4 -	1:11.869	51.298	2:03.167 (2)	63.71	0.288	13:00:18.056
5 -	1:10.549	52.330	2:02.879 (1)	63.86		13:02:20.935

International Sidecar Revival Meeting @ Cadwell Park

BMCRC F1 & F2 Sidecars

RACE 2 - SECTOR ANALYSIS



SECTOR 1 = FL to I1, SECTOR 2 = I1 to FL, DIFF = Difference To Personal Best Lap, P = Crossed Finish Line in Pit Lane, D = Time Disallowed

P13 60 F1		MOLYNEUX / COPPOCK		Baker Suzuki -		
IDEAL LAP TIME : 2:05.953		BEST LAP TIME : 2:05.953		DIFFERENCE : 0.000		
LAP	SECTOR 1	SECTOR 2	LAP TIME	MPH	DIFF	TIME OF DAY
1 -		52.569	2:14.278	58.44	8.325	12:53:50.072
2 -	1:16.167	54.539	2:10.706 (2)	60.04	4.753	12:56:00.778
3 -	1:16.984	56.850	2:13.834	58.64	7.881	12:58:14.612
4 -	1:16.772	54.010	2:10.782 (3)	60.00	4.829	13:00:25.394
5 -	1:13.571	52.382	2:05.953 (1)	62.30		13:02:31.347

P14 146 F2		SAUNDERS / SMYTH		LCR Suzuki -		
IDEAL LAP TIME : 2:01.279		BEST LAP TIME : 2:01.279		DIFFERENCE : 0.000		
LAP	SECTOR 1	SECTOR 2	LAP TIME	MPH	DIFF	TIME OF DAY
1 -		52.131	2:15.939	57.73	14.660	12:53:51.733
2 -	1:15.171	54.669	2:09.840 (3)	60.44	8.561	12:56:01.573
3 -	1:14.593	1:08.226	2:22.819	54.95	21.540	12:58:24.392
4 -	1:14.961	54.441	2:09.402 (2)	60.64	8.123	13:00:33.794
5 -	1:10.742	50.537	2:01.279 (1)	64.71		13:02:35.073

P15 666 F2		HANKS / BANKS & KIRK		GLR Honda - JHM racing / Greg Lambert Racing		
IDEAL LAP TIME : 2:02.781		BEST LAP TIME : 2:02.781		DIFFERENCE : 0.000		
LAP	SECTOR 1	SECTOR 2	LAP TIME	MPH	DIFF	TIME OF DAY
1 -		54.358	2:18.791	56.54	16.010	12:53:54.585
2 -	1:17.508	56.133	2:13.641 (3)	58.72	10.860	12:56:08.226
3 -	1:22.166	56.623	2:18.789	56.54	16.008	12:58:27.015
4 -	1:14.706	53.998	2:08.704 (2)	60.97	5.923	13:00:35.719
5 -	1:10.577	52.204	2:02.781 (1)	63.91		13:02:38.500

P16 30 F2		BUTLER / SAUNDERS		Ireson F2 - MDK Office Seating Ltd / Marin Motorsport		
IDEAL LAP TIME : 2:03.734		BEST LAP TIME : 2:03.734		DIFFERENCE : 0.000		
LAP	SECTOR 1	SECTOR 2	LAP TIME	MPH	DIFF	TIME OF DAY
1 -		54.114	2:18.705	56.58	14.971	12:53:54.499
2 -	1:16.006	57.023	2:13.029 (3)	58.99	9.295	12:56:07.528
3 -	1:19.956	57.339	2:17.295	57.16	13.561	12:58:24.823
4 -	1:16.304	53.959	2:10.263 (2)	60.24	6.529	13:00:35.086
5 -	1:12.537	51.197	2:03.734 (1)	63.42		13:02:38.820

P17 76 F2		PEARSON / PARKER		LCR F2 -		
IDEAL LAP TIME : 2:04.901		BEST LAP TIME : 2:04.901		DIFFERENCE : 0.000		
LAP	SECTOR 1	SECTOR 2	LAP TIME	MPH	DIFF	TIME OF DAY
1 -		52.853	2:21.297	55.54	16.396	12:53:57.091
2 -	1:18.705	54.296	2:13.001 (3)	59.00	8.100	12:56:10.092
3 -	1:19.495	55.601	2:15.096	58.09	10.195	12:58:25.188
4 -	1:16.931	54.412	2:11.343 (2)	59.75	6.442	13:00:36.531
5 -	1:13.463	51.438	2:04.901 (1)	62.83		13:02:41.432

P18 29 F2		SHIPLEY / ASTLEY		LCR Suzuki -		
IDEAL LAP TIME : 2:08.230		BEST LAP TIME : 2:08.701		DIFFERENCE : 0.471		
LAP	SECTOR 1	SECTOR 2	LAP TIME	MPH	DIFF	TIME OF DAY
1 -		52.790	2:15.632	57.86	6.931	12:53:51.426
2 -	1:26.328	57.114	2:23.442	54.71	14.741	12:56:14.868
3 -	1:19.589	57.447	2:17.036 (3)	57.27	8.335	12:58:31.904
4 -	1:17.679	55.260	2:12.939 (2)	59.03	4.238	13:00:44.843
5 -	1:15.440	53.261	2:08.701 (1)	60.97		13:02:53.544

International Sidecar Revival Meeting @ Cadwell Park

BMCRC F1 & F2 Sidecars

RACE 2 - SECTOR ANALYSIS



SECTOR 1 = FL to I1, SECTOR 2 = I1 to FL, DIFF = Difference To Personal Best Lap, P = Crossed Finish Line in Pit Lane, D = Time Disallowed

LAP	SECTOR 1	SECTOR 2	LAP TIME	MPH	DIFF	TIME OF DAY
P19 356 F2 CROWE / WHEELER Suzuki Suzuki -						
IDEAL LAP TIME : 2:10.255		BEST LAP TIME : 2:12.957		DIFFERENCE : 2.702		
1 -		53.044	2:19.618	56.21	6.661	12:53:55.412
2 -	1:20.189	57.695	2:17.884 (3)	56.91	4.927	12:56:13.296
3 -	1:20.979	1:00.185	2:21.164	55.59	8.207	12:58:34.460
4 -	1:20.126	56.474	2:16.600 (2)	57.45	3.643	13:00:51.060
5 -	1:17.211	55.746	2:12.957 (1)	59.02		13:03:04.017
P20 19 F1 MACBRIDE / HILDIGE LCR Yamaha 600 - Lifesafety Motorsport						
IDEAL LAP TIME : 2:12.205		BEST LAP TIME : 2:13.088		DIFFERENCE : 0.883		
1 -		55.247	2:25.059	54.10	11.971	12:54:00.853
2 -	1:17.862	57.406	2:15.268 (2)	58.01	2.180	12:56:16.121
3 -	1:19.273	59.644	2:18.917	56.49	5.829	12:58:35.038
4 -	1:20.247	56.791	2:17.038 (3)	57.26	3.950	13:00:52.076
5 -	1:16.958	56.130	2:13.088 (1)	58.96		13:03:05.164
P21 37 F2 MORPHET / RYDER LCR Suzuki -						
IDEAL LAP TIME : 2:04.691		BEST LAP TIME : 2:06.383		DIFFERENCE : 1.692		
1 -		51.624	2:12.451	59.25	6.068	12:53:48.245
2 -	1:15.694	55.015	2:10.709 (3)	60.04	4.326	12:55:58.954
3 -	1:14.625	55.245	2:09.870 (2)	60.43	3.487	12:58:08.824
4 -	1:13.067	53.316	2:06.383 (1)	62.09		13:00:15.207
P22 73 F2 PRING / PARKIN Shand Suzuki - R & M Appleby Ltd						
IDEAL LAP TIME : 2:09.932		BEST LAP TIME : 2:14.437		DIFFERENCE : 4.505		
1 -		53.110	2:17.140	57.22	2.703	12:53:52.934
2 -	1:16.822	57.615	2:14.437 (1)	58.37		12:56:07.371
P23 20 F1 D'HENIN / REA Adolf RS 600 - FLO Racing						
IDEAL LAP TIME :		BEST LAP TIME :		DIFFERENCE :		
1 -		52.447	2:11.510	59.67		12:53:47.304
P24 121 F1 LAWRENCE / PYMM LCR Yamaha - highfield transport, JHM autos						
IDEAL LAP TIME : 2:10.740		BEST LAP TIME :		DIFFERENCE :		
1 -		53.400	2:14.373	58.40		12:53:50.167
P25 167 F1 PETTMAN / MOSS Baker Yamaha - Wesso Racing						
IDEAL LAP TIME : 2:22.804		BEST LAP TIME :		DIFFERENCE :		
1 -		55.476	2:27.785	53.10		12:54:03.579

International Sidecar Revival Meeting @ Cadwell Park

BMCRC F1 & F2 Sidecars

RACE 2 - BEST SECTORS

SECTOR 1			SECTOR 2			IDEAL / BEST COMPARISON						
POS	NO	NAME	TIME	NO	NAME	TIME	POS	NO	NAME	IDEAL	BEST	DIFF
									PERFECT LAP	1:50.160		
1	83	BUCHANAN / EVANS	1:04.027	83	BUCHANAN / EVANS	46.133	1	83	BUCHANAN / EVANS	1:50.160	1:50.160	0.000
2	69	LAMBERT / HAYNES & JAVENI	1:04.601	69	LAMBERT / HAYNES & JAVENI	46.410	2	69	LAMBERT / HAYNES	1:51.011	1:51.011	0.000
3	113	HANDCOCK / BEVAN	1:05.580	62	WRIGHT / BAILEY	47.817	3	128	HORTON / CHILTON	1:53.590	1:55.911	2.321
4	128	HORTON / CHILTON	1:05.623	128	HORTON / CHILTON	47.967	4	62	WRIGHT / BAILEY	1:53.644	1:53.644	0.000
5	62	WRIGHT / BAILEY	1:05.827	24	THOMAS / JAMES	48.917	5	24	THOMAS / JAMES	1:55.176	1:55.176	0.000
6	24	THOMAS / JAMES	1:06.259	65	FAIERS / FOX	48.943	6	65	FAIERS / FOX	1:55.414	1:55.414	0.000
7	65	FAIERS / FOX	1:06.471	158	SAUNDERS / STELL	49.905	7	113	HANDCOCK / BEVAN	1:56.257	1:57.493	1.236
8	158	SAUNDERS / STELL	1:07.293	146	SAUNDERS / SMYTH	50.537	8	158	SAUNDERS / STELL	1:57.198	1:57.198	0.000
9	96	GALE / GALE	1:10.549	113	HANDCOCK / BEVAN	50.677	9	146	SAUNDERS / SMYTH	2:01.279	2:01.279	0.000
10	666	HANKS / BANKS & KIRK	1:10.577	30	BUTLER / SAUNDERS	51.197	10	96	GALE / GALE	2:01.847	2:02.879	1.032
11	146	SAUNDERS / SMYTH	1:10.742	96	GALE / GALE	51.298	11	666	HANKS / BANKS & KII	2:02.781	2:02.781	0.000
12	26	KING / SIGSWORTH	1:11.686	76	PEARSON / PARKER	51.438	12	26	KING / SIGSWORTH	2:03.376	2:04.845	1.469
13	61	FORREST / NIX	1:12.055	38	MOSS / HOPE	51.497	13	61	FORREST / NIX	2:03.595	2:04.392	0.797
14	38	MOSS / HOPE	1:12.109	61	FORREST / NIX	51.540	14	38	MOSS / HOPE	2:03.606	2:06.727	3.121
15	30	BUTLER / SAUNDERS	1:12.537	37	MORPHET / RYDER	51.624	15	30	BUTLER / SAUNDER	2:03.734	2:03.734	0.000
16	37	MORPHET / RYDER	1:13.067	26	KING / SIGSWORTH	51.690	16	37	MORPHET / RYDER	2:04.691	2:06.383	1.692
17	76	PEARSON / PARKER	1:13.463	666	HANKS / BANKS & KIRK	52.204	17	76	PEARSON / PARKER	2:04.901	2:04.901	0.000
18	60	MOLYNEUX / COPPOCK	1:13.571	60	MOLYNEUX / COPPOCK	52.382	18	60	MOLYNEUX / COPPO	2:05.953	2:05.953	0.000
19	29	SHIPLEY / ASTLEY	1:15.440	20	D'HENIN / REA	52.447	19	29	SHIPLEY / ASTLEY	2:08.230	2:08.701	0.471
20	73	PRING / PARKIN	1:16.822	29	SHIPLEY / ASTLEY	52.790	20	73	PRING / PARKIN	2:09.932	2:14.437	4.505
21	19	MACBRIDE / HILDIGE	1:16.958	356	CROWE / WHEELER	53.044	21	356	CROWE / WHEELER	2:10.255	2:12.957	2.702
22	356	CROWE / WHEELER	1:17.211	73	PRING / PARKIN	53.110	22	121	LAWRENCE / PYMM	2:10.740		
23	121	LAWRENCE / PYMM	1:17.340	121	LAWRENCE / PYMM	53.400	23	19	MACBRIDE / HILDIGE	2:12.205	2:13.088	0.883
24	167	PETTMAN / MOSS	1:27.328	19	MACBRIDE / HILDIGE	55.247	24	167	PETTMAN / MOSS	2:22.804		
25				167	PETTMAN / MOSS	55.476	25	20	D'HENIN / REA			
26												
27												

International Sidecar Revival Meeting @ Cadwell Park

BMCRC F1 & F2 Sidecars

RACE 2 - STATISTICS

Competitors Started	26
Planned Start	2024-08-03 @ 11:45:00.000
Actual Start	2024-08-03 @ 12:51:35.793
Finish Time	2024-08-03 @ 13:02:19.711
Track Length	2.1800mi.
Total Laps	117
Total Distance Covered	255.0621mi.

Session Fastest Lap History

NO	CL	NAME	LAP TIME	TIME OF DAY	LAP	VEHICLE
62	F1	WRIGHT / BAILEY	2:07.981	12:55:50.675	2	Ryde Yamaha
113	F2	HANDCOCK / BEVAN	2:07.611	12:55:50.994	2	Shelbourne F2
38	F1	MOSS / HOPE	2:06.727	12:55:53.731	2	LCR 600
158	F2	SAUNDERS / STELL	2:06.275	12:58:01.790	3	Shelbourne Honda
24	F2	THOMAS / JAMES	2:04.836	13:00:04.946	4	Ireson Honda
69	F2	LAMBERT / HAYNES & JAVENS	2:04.471	13:00:05.787	4	LCR Honda
128	F1	HORTON / CHILTON	2:01.984	13:00:11.181	4	
83	F2	BUCHANAN / EVANS	1:55.608	13:02:01.030	5	Lumley Kawasaki
83	F2	BUCHANAN / EVANS	1:50.160	13:03:51.190	6	Lumley Kawasaki

Session Leader History

NO	CL	NAME	FROM LAP	LAPS LED	DISTANCE	VEHICLE
62	F1	WRIGHT / BAILEY	1	2	4.36 miles	Ryde Yamaha
113	F2	HANDCOCK / BEVAN	3	1	2.18 miles	Shelbourne F2
24	F2	THOMAS / JAMES	4	1	2.18 miles	Ireson Honda
83	F2	BUCHANAN / EVANS	5	2	4.36 miles	Lumley Kawasaki

Flag History

TYPE	TIME OF DAY
GREEN	12:51:35.793
FINISH	13:02:19.711

Flag Statistics

TYPE	COUNT	TOTAL LAPS	TOTAL TIME
Green	1	6	25:41.048
Red	0	0	0.000
Safety Car	0	0	0.000
FCY	0	0	0.000

International Sidecar Revival Meeting @ Cadwell Park

BMCRC F1 & F2 Sidecars

RACE 2 - STATISTICS

CLASS : F1

11 Starters

Fastest Lap History

NO	NAME	LAP TIME	TIME OF DAY	LAP	VEHICLE
62	WRIGHT / BAILEY	2:07.981	12:55:50.675	2	Ryde Yamaha
38	MOSS / HOPE	2:06.727	12:55:53.731	2	LCR 600
65	FAIERS / FOX	2:06.078	13:00:08.363	4	Ryde Yamaha
128	HORTON / CHILTON	2:01.984	13:00:11.181	4	
62	WRIGHT / BAILEY	1:57.992	13:02:05.360	5	Ryde Yamaha
128	HORTON / CHILTON	1:55.911	13:02:07.090	5	
62	WRIGHT / BAILEY	1:53.644	13:03:59.003	6	Ryde Yamaha

Leader History

NO	NAME	FROM LAP	LAPS LED	DISTANCE	VEHICLE
62	WRIGHT / BAILEY	1	6	13.08 miles	Ryde Yamaha

International Sidecar Revival Meeting @ Cadwell Park

BMCRC F1 & F2 Sidecars

RACE 2 - STATISTICS

CLASS : F2

15 Starters

Fastest Lap History

NO	NAME	LAP TIME	TIME OF DAY	LAP	VEHICLE
113	HANDCOCK / BEVAN	2:07.611	12:55:50.994	2	Shelbourne F2
69	LAMBERT / HAYNES & JAVENS	2:06.804	12:55:54.416	2	LCR Honda
158	SAUNDERS / STELL	2:06.275	12:58:01.790	3	Shelbourne Honda
24	THOMAS / JAMES	2:04.836	13:00:04.946	4	Ireson Honda
69	LAMBERT / HAYNES & JAVENS	2:04.471	13:00:05.787	4	LCR Honda
96	GALE / GALE	2:03.167	13:00:18.076	4	Ireson KTM 790
83	BUCHANAN / EVANS	1:55.608	13:02:01.030	5	Lumley Kawasaki
83	BUCHANAN / EVANS	1:50.160	13:03:51.190	6	Lumley Kawasaki

Leader History

NO	NAME	FROM LAP	LAPS LED	DISTANCE	VEHICLE
113	HANDCOCK / BEVAN	1	3	6.54 miles	Shelbourne F2
24	THOMAS / JAMES	4	1	2.18 miles	Ireson Honda
83	BUCHANAN / EVANS	5	2	4.36 miles	Lumley Kawasaki

International Sidecar Revival Meeting @ Cadwell Park

BMCRC F1 & F2 Sidecars

RACE 6 - GRID (6 Laps)



ROW 14	40	58 EASTELL / EASTELL	41		42	191 DOWNES / OSTERHOLZER
ROW 13	37	167 PETTMAN / MOSS	38		39	28 HOLDEN / SALSBUURY
ROW 12	34	19 MACBRIDE / HILDIGE	35		36	73 PRING / PARKIN
ROW 11	31	29 SHIPLEY / ASTLEY	32		33	356 CROWE / WHEELER
ROW 10	28	37 MORPHET / RYDER	29		30	38 MOSS / HOPE
ROW 9	25	76 PEARSON / PARKER	26		27	60 MOLYNEUX / COPPOCK
ROW 8	22	61 FORREST / NIX	23		24	26 KING / SIGSWORTH
ROW 7	19	20 D'HENIN / REA	20		21	30 BUTLER / SAUNDERS
ROW 6	16	96 GALE / GALE	17		18	121 LAWRENCE / PYMM
ROW 5	13	146 SAUNDERS / SMYTH	14		15	666 HANKS / BANKS & KIRK
ROW 4	10	70 ARCHER / HYDE	11		12	113 HANDCOCK / BEVAN
ROW 3	7	65 FAIERS / FOX	8		9	158 SAUNDERS / STELL
ROW 2	4	62 WRIGHT / BAILEY	5		6	24 THOMAS / JAMES
ROW 1	1	83 BUCHANAN / EVANS	2		3	69 LAMBERT / HAYNES & JAVENS

Pole

These results are provisional until the conclusion of any judicial and technical matters.

Cadwell Park: 2.1800 miles

Clerk Of Course: <i>Tony MacBride</i>	Stewards:	Timekeeper: <i>Richard Evans</i>	
------------------------------------------	-----------	-------------------------------------	--

Results can be found at www.tsl-timing.com

Printed - 13:49 Saturday, 03 August 2024





International Sidecar Revival Meeting @ Cadwell Park

BMCRC F1 & F2 Sidecars

RACE 6 - CLASSIFICATION

Race Distance: 5 Laps / 10.90 miles

POS	NO	CL	PIC	NAME	ENTRY	LAPS	TIME	GAP	DIFF	MPH	BEST	ON	GRD	↑↓
1	70	F1	1	ARCHER / HYDE	Adolf RS Yamaha - Hannafin Contracors	5	8:42.831			75.05	1:42.147	5	7	6
2	62	F1	2	WRIGHT / BAILEY	Ryde Yamaha - Stainless Steel Designs Ltd.	5	8:43.791	0.960	0.960	74.91	1:43.013	3	3	1
3	69	F2	1	LAMBERT / HAYNES & JAVEN	LCR Honda - Graham Anne Ward	5	8:52.251	9.420	8.460	73.72	1:44.620	4	2	-1
4	65	F1	3	FAIERS / FOX	Ryde Yamaha - AW Racing Ltd	5	8:53.347	10.516	1.096	73.57	1:44.553	4	5	1
5	24	F2	2	THOMAS / JAMES	Ireson Honda - Team Walters And Thomas Sidecar racing	5	9:00.876	18.045	7.529	72.54	1:45.987	3	4	-1
6	113	F2	3	HANDCOCK / BEVAN	Shelbourne F2 - r j contracting	5	9:01.113	18.282	0.237	72.51	1:45.853	4	8	2
7	83	F2	4	BUCHANAN / EVANS	Lumley Kawasaki - Bull Inn Racing	5	9:02.721	19.890	1.608	72.30	1:46.422	3	1	-6
8	158	F2	5	L.SAUNDERS / STELL	Shelbourne Honda - The Royal Oak Worleston	5	9:03.236	20.405	0.515	72.23	1:46.249	3	6	-2
9	121	F1	4	LAWRENCE / PYMM	LCR Yamaha - highfield transport, JHM autos	5	9:09.125	26.294	5.889	71.45	1:45.627	4	12	3
10	26	F2	6	KING / SIGSWORTH	Lumley Ireson F2 - Townsend Motors	5	9:17.084	34.253	7.959	70.43	1:48.670	3	16	6
11	37	F2	7	MORPHET / RYDER	LCR Suzuki -	5	9:17.229	34.398	0.145	70.42	1:45.513	5	19	8
12	20	F1	5	D'HENIN / REA	Adolf RS 600 - FLO Racing	5	9:20.301	37.470	3.072	70.03	1:48.865	5	13	1
13	60	F1	6	MOLYNEUX / COPPOCK	Baker Suzuki -	5	9:24.174	41.343	3.873	69.55	1:48.560	4	18	5
14	61	F1	7	FORREST / NIX	Yamaha - Tweedvale Motorcycles	5	9:27.894	45.063	3.720	69.09	1:50.730	4	15	1
15	29	F2	8	SHIPLEY / ASTLEY	LCR Suzuki -	5	9:31.817	48.986	3.923	68.62	1:51.405	5	21	6
16	146	F2	9	R.SAUNDERS / SMYTH	LCR Suzuki -	5	9:33.169	50.338	1.352	68.46	1:51.765	4	9	-7
17	96	F2	10	F.GALE / B.GALE	Ireson KTM 790 - 4everTT	5	9:33.509	50.678	0.340	68.42	1:51.815	5	11	-6
18	73	F2	11	PRING / PARKIN	Shand Suzuki - R & M Appleby Ltd	5	9:39.279	56.448	5.770	67.73	1:52.432	4	24	6
19	30	F2	12	BUTLER / SAUNDERS	Ireson F2 - MDK Office Seating Ltd / Marin Motorsport	5	9:40.075	57.244	0.796	67.64	1:51.934	4	14	-5
20	76	F2	13	PEARSON / PARKER	LCR F2 -	5	9:58.509	1:15.678	18.434	65.56	1:56.961	4	17	-3
21	356	F2	14	CROWE / WHEELER	Suzuki Suzuki -	5	10:00.972	1:18.141	2.463	65.29	1:56.837	5	22	1
22	28	F2	15	HOLDEN / SALSBURY	D&D Suzuki - Nomad Racing, Bahder Engineering	5	10:02.675	1:19.844	1.703	65.11	1:56.655	5	26	4
23	19	F1	8	MACBRIDE / HILDIGE	LCR Yamaha 600 - Lifesafety Motorsport	5	10:39.444	1:56.613	36.769	61.36	2:04.954	3	23	0
24	167	F1	9	PETTMAN / MOSS	Baker Yamaha - Wesso Racing	5	10:40.040	1:57.209	0.596	61.30	2:02.326	5	25	1

NOT CLASSIFIED

DNF	666	F2		HANKS / BANKS & KIRK	GLR Honda - JHM racing / Greg Lambert Racing	4	7:36.195	1 Lap	1 Lap	68.81	1:51.097	4	10
-----	-----	----	--	----------------------	----------------------------------------------	---	----------	-------	-------	-------	----------	---	----

NOT STARTED

NS	58	F2		EASTELL / EASTELL	Windle F2 - Lee Eastell Engineering services ltd								27
----	----	----	--	-------------------	--------------------------------------------------	--	--	--	--	--	--	--	----

FASTEST LAP

70	F1	ARCHER / HYDE	Adolf RS Yamaha - Hannafin Contracors	5	1:42.147	76.83 mph	123.64 kph
69	F2	LAMBERT / HAYNES & JAVENS	LCR Honda - Graham Anne Ward	4	1:44.620	75.01 mph	120.72 kph

Comments:

Class F1 - 92.5% of Race Speed = 69.42 mph
 Class F2 - 92.5% of Race Speed = 68.19 mph

Weather / Track : Bright / Dry

Date: 03/08/2024 Start: 16:44 Finish: 16:53

These results are provisional until the conclusion of any judicial and technical matters.

Cadwell Park: 2.1800 miles

Clerk Of Course: <i>Tony MacBride</i>	Stewards:	Timekeeper: <i>Richard Evans</i>	
------------------------------------------	-----------	-------------------------------------	--

Results can be found at www.tsl-timing.com

Printed - 17:02 Saturday, 03 August 2024



International Sidecar Revival Meeting @ Cadwell Park

BMCRC F1 & F2 Sidecars

RACE 6 - LAP CHART

LAP 1 @ 16:46:49.231

NO	BEHIND	LAP TIME
62		1:50.146
70	1.690	1:51.836
69	1.961	1:52.107
65	2.931	1:53.077
24	3.841	1:53.987
158	4.369	1:54.515
83	4.686	1:54.832
113	5.059	1:55.205
666	8.585	1:58.731
26	8.920	1:59.066
61	9.998	2:00.144
146	10.022	2:00.168
121	11.127	2:01.273
20	11.423	2:01.569
37	11.640	2:01.786
60	13.149	2:03.295
96	13.184	2:03.330
29	13.832	2:03.978
30	14.825	2:04.971
73	16.404	2:06.550
76	16.632	2:06.778
356	20.237	2:10.383
28	21.353	2:11.499
19	24.492	2:14.638
167	28.897	2:19.043

LAP 2 @ 16:48:32.935

NO	BEHIND	LAP TIME
62		1:43.704
70	0.143	1:42.157
69	3.937	1:45.680
65	4.901	1:45.674
24	6.203	1:46.066
158	7.726	1:47.061
113	8.077	1:46.722
83	8.468	1:47.486
26	15.178	1:49.962
121	17.506	1:50.083
666	17.923	1:53.042
20	18.479	1:50.760
61	19.978	1:53.684
37	20.464	1:52.528
146	21.525	1:55.207
60	21.667	1:52.222
96	22.850	1:53.370
29	23.157	1:53.029
30	24.142	1:53.021
73	25.824	1:53.124
76	30.255	1:57.327
356	35.555	1:59.022
28	36.420	1:58.771
19	46.359	2:05.571
167	53.056	2:07.863

LAP 3 @ 16:50:15.948

NO	BEHIND	LAP TIME
62		1:43.013
70	0.131	1:43.001
69	5.868	1:44.944
65	7.348	1:45.460
24	9.177	1:45.987
158	10.962	1:46.249

113	11.274	1:46.210	146	50.338	1:52.921
83	11.877	1:46.422	96	50.678	1:51.815
121	20.704	1:46.211	73	56.448	1:53.696
26	20.835	1:48.670	30	57.244	1:53.377
20	24.859	1:49.393	76	1:15.678	1:59.271
666	28.235	1:53.325	356	1:18.141	1:56.837
37	28.386	1:50.935	28	1:19.844	1:56.655
60	28.780	1:50.126	19	1:56.613	2:06.195
61	29.373	1:52.408	167	1:57.209	2:02.326
146	31.620	1:53.108			
29	31.908	1:51.764			
96	32.971	1:53.134			
73	36.288	1:53.477			
30	37.901	1:56.772			
76	45.414	1:58.172			
356	50.361	1:57.819			
28	51.761	1:58.354			
19	1:08.300	2:04.954			
167	1:15.690	2:05.647			

LAP 4 @ 16:51:59.474

NO	BEHIND	LAP TIME
62		1:43.526
70	0.295	1:43.690
69	6.962	1:44.620
65	8.375	1:44.553
24	13.457	1:47.806
113	13.601	1:45.853
158	14.847	1:47.411
83	15.105	1:46.754
121	22.805	1:45.627
26	26.604	1:49.295
20	31.047	1:49.714
37	31.327	1:46.467
60	33.814	1:48.560
666	35.806	1:51.097
61	36.577	1:50.730
146	39.859	1:51.765
29	40.023	1:51.641
96	41.305	1:51.860
73	45.194	1:52.432
30	46.309	1:51.934
76	58.849	1:56.961
356	1:03.746	1:56.911
28	1:05.631	1:57.396
19	1:32.860	2:08.086
167	1:37.325	2:05.161

LAP 5 @ 16:53:41.916

NO	BEHIND	LAP TIME
70		1:42.147
62	0.960	1:43.402
69	9.420	1:44.900
65	10.516	1:44.583
24	18.045	1:47.030
113	18.282	1:47.123
83	19.890	1:47.227
158	20.405	1:48.000
121	26.294	1:45.931
26	34.253	1:50.091
37	34.398	1:45.513
20	37.470	1:48.865
60	41.343	1:49.971
61	45.063	1:50.928
29	48.986	1:51.405

Weather / Track : Bright / Dry

Results can be found at www.tsl-timing.com

Cadwell Park: 2.1800 miles
Date: 03/08/2024 Start: 16:44 Finish: 16:53

Printed - 17:03 Saturday, 03 August 2024

International Sidecar Revival Meeting @ Cadwell Park

BMCRC F1 & F2 Sidecars

RACE 6 - POSITION CHART

No	Name	Lap	1	2	3	4	5
		Pos					
83	BUCHANAN / EVANS	1	62	62	62	62	70
69	LAMBERT / HAYNES &	2	70	70	70	70	62
62	WRIGHT / BAILEY	3	69	69	69	69	69
24	THOMAS / JAMES	4	65	65	65	65	65
65	FAIERS / FOX	5	24	24	24	24	24
158	L.SAUNDERS / STELL	6	158	158	158	113	113
70	ARCHER / HYDE	7	83	113	113	158	83
113	HANDCOCK / BEVAN	8	113	83	83	83	158
146	R.SAUNDERS / SMYTH	9	666	26	121	121	121
666	HANKS / BANKS & KIR	10	26	121	26	26	26
96	F.GALE / B.GALE	11	61	666	20	20	37
121	LAWRENCE / PYMM	12	146	20	666	37	20
20	D'HENIN / REA	13	121	61	37	60	60
30	BUTLER / SAUNDERS	14	20	37	60	666	61
61	FORREST / NIX	15	37	146	61	61	29
26	KING / SIGSWORTH	16	60	60	146	146	146
76	PEARSON / PARKER	17	96	96	29	29	96
60	MOLYNEUX / COPPOC	18	29	29	96	96	73
37	MORPHET / RYDER	19	30	30	73	73	30
29	SHIPLEY / ASTLEY	20	73	73	30	30	76
356	CROWE / WHEELER	21	76	76	76	76	356
19	MACBRIDE / HILDIGE	22	356	356	356	356	28
73	PRING / PARKIN	23	28	28	28	28	19
167	PETTMAN / MOSS	24	19	19	19	19	167
28	HOLDEN / SALSBURY	25	167	167	167	167	
58	EASTELL / EASTELL	26					

International Sidecar Revival Meeting @ Cadwell Park

BMCRC F1 & F2 Sidecars

RACE 6 - SECTOR ANALYSIS



SECTOR 1 = FL to I1, SECTOR 2 = I1 to FL, DIFF = Difference To Personal Best Lap, P = Crossed Finish Line in Pit Lane, D = Time Disallowed

P1 70 F1		ARCHER / HYDE		Adolf RS Yamaha - Hannafin Contrators		
IDEAL LAP TIME : 1:40.921		BEST LAP TIME : 1:42.147		DIFFERENCE : 1.226		
LAP	SECTOR 1	SECTOR 2	LAP TIME	MPH	DIFF	TIME OF DAY
1 -		44.498	1:51.836	70.17	9.689	16:46:50.921
2 -	57.761	44.396	1:42.157 (2)	76.82	0.010	16:48:33.078
3 -	59.012	43.989	1:43.001 (3)	76.19	0.854	16:50:16.079
4 -	59.664	44.026	1:43.690	75.68	1.543	16:51:59.769
5 -	58.987	43.160	1:42.147 (1)	76.83		16:53:41.916

P2 62 F1		WRIGHT / BAILEY		Ryde Yamaha - Stainless Steel Designs Ltd.		
IDEAL LAP TIME : 1:42.841		BEST LAP TIME : 1:43.013		DIFFERENCE : 0.172		
LAP	SECTOR 1	SECTOR 2	LAP TIME	MPH	DIFF	TIME OF DAY
1 -		43.820	1:50.146	71.25	7.133	16:46:49.231
2 -	59.260	44.444	1:43.704	75.67	0.691	16:48:32.935
3 -	59.040	43.973	1:43.013 (1)	76.18		16:50:15.948
4 -	59.629	43.897	1:43.526 (3)	75.80	0.513	16:51:59.474
5 -	59.021	44.381	1:43.402 (2)	75.89	0.389	16:53:42.876

P3 69 F2		LAMBERT / HAYNES & JAVENS		LCR Honda - Graham Anne Ward		
IDEAL LAP TIME : 1:44.590		BEST LAP TIME : 1:44.620		DIFFERENCE : 0.030		
LAP	SECTOR 1	SECTOR 2	LAP TIME	MPH	DIFF	TIME OF DAY
1 -		44.986	1:52.107	70.00	7.487	16:46:51.192
2 -	1:01.247	44.433	1:45.680	74.26	1.060	16:48:36.872
3 -	1:00.434	44.510	1:44.944 (3)	74.78	0.324	16:50:21.816
4 -	1:00.159	44.461	1:44.620 (1)	75.01		16:52:06.436
5 -	1:00.157	44.743	1:44.900 (2)	74.81	0.280	16:53:51.336

P4 65 F1		FAIERS / FOX		Ryde Yamaha - AW Racing ltd		
IDEAL LAP TIME : 1:44.414		BEST LAP TIME : 1:44.553		DIFFERENCE : 0.139		
LAP	SECTOR 1	SECTOR 2	LAP TIME	MPH	DIFF	TIME OF DAY
1 -		45.209	1:53.077	69.40	8.524	16:46:52.162
2 -	1:00.864	44.810	1:45.674	74.26	1.121	16:48:37.836
3 -	1:00.521	44.939	1:45.460 (3)	74.41	0.907	16:50:23.296
4 -	1:00.298	44.255	1:44.553 (1)	75.06		16:52:07.849
5 -	1:00.159	44.424	1:44.583 (2)	75.04	0.030	16:53:52.432

P5 24 F2		THOMAS / JAMES		Ireson Honda - Team Walters And Thomas Sidecar racing		
IDEAL LAP TIME : 1:45.784		BEST LAP TIME : 1:45.987		DIFFERENCE : 0.203		
LAP	SECTOR 1	SECTOR 2	LAP TIME	MPH	DIFF	TIME OF DAY
1 -		45.433	1:53.987	68.85	8.000	16:46:53.072
2 -	1:01.389	44.677	1:46.066 (2)	73.99	0.079	16:48:39.138
3 -	1:01.107	44.880	1:45.987 (1)	74.04		16:50:25.125
4 -	1:01.406	46.400	1:47.806	72.79	1.819	16:52:12.931
5 -	1:02.109	44.921	1:47.030 (3)	73.32	1.043	16:53:59.961

P6 113 F2		HANDCOCK / BEVAN		Shelbourne F2 - r j contracting		
IDEAL LAP TIME : 1:45.742		BEST LAP TIME : 1:45.853		DIFFERENCE : 0.111		
LAP	SECTOR 1	SECTOR 2	LAP TIME	MPH	DIFF	TIME OF DAY
1 -		45.414	1:55.205	68.12	9.352	16:46:54.290
2 -	1:01.070	45.652	1:46.722 (3)	73.53	0.869	16:48:41.012
3 -	1:01.047	45.163	1:46.210 (2)	73.89	0.357	16:50:27.222
4 -	1:01.158	44.695	1:45.853 (1)	74.14		16:52:13.075
5 -	1:02.252	44.871	1:47.123	73.26	1.270	16:54:00.198

International Sidecar Revival Meeting @ Cadwell Park

BMCRC F1 & F2 Sidecars

RACE 6 - SECTOR ANALYSIS



SECTOR 1 = FL to I1, SECTOR 2 = I1 to FL, DIFF = Difference To Personal Best Lap, P = Crossed Finish Line in Pit Lane, D = Time Disallowed

P7 83 F2		BUCHANAN / EVANS		Lumley Kawasaki - Bull Inn Racing		
IDEAL LAP TIME : 1:46.074		BEST LAP TIME : 1:46.422		DIFFERENCE : 0.348		
LAP	SECTOR 1	SECTOR 2	LAP TIME	MPH	DIFF	TIME OF DAY
1 -		45.347	1:54.832	68.34	8.410	16:46:53.917
2 -	1:01.905	45.581	1:47.486	73.01	1.064	16:48:41.403
3 -	1:01.008	45.414	1:46.422 (1)	73.74		16:50:27.825
4 -	1:00.761	45.993	1:46.754 (2)	73.51	0.332	16:52:14.579
5 -	1:01.914	45.313	1:47.227 (3)	73.19	0.805	16:54:01.806

P8 158 F2		L.SAUNDERS / STELL		Shelbourne Honda - The Royal Oak Worleston		
IDEAL LAP TIME : 1:46.249		BEST LAP TIME : 1:46.249		DIFFERENCE : 0.000		
LAP	SECTOR 1	SECTOR 2	LAP TIME	MPH	DIFF	TIME OF DAY
1 -		45.341	1:54.515	68.53	8.266	16:46:53.600
2 -	1:01.594	45.467	1:47.061 (2)	73.30	0.812	16:48:40.661
3 -	1:01.100	45.149	1:46.249 (1)	73.86		16:50:26.910
4 -	1:01.445	45.966	1:47.411 (3)	73.06	1.162	16:52:14.321
5 -	1:02.020	45.980	1:48.000	72.66	1.751	16:54:02.321

P9 121 F1		LAWRENCE / PYMM		LCR Yamaha - highfield transport, JHM autos		
IDEAL LAP TIME : 1:45.199		BEST LAP TIME : 1:45.627		DIFFERENCE : 0.428		
LAP	SECTOR 1	SECTOR 2	LAP TIME	MPH	DIFF	TIME OF DAY
1 -		47.418	2:01.273	64.71	15.646	16:47:00.358
2 -	1:03.994	46.089	1:50.083	71.29	4.456	16:48:50.441
3 -	1:01.435	44.776	1:46.211 (3)	73.89	0.584	16:50:36.652
4 -	1:00.776	44.851	1:45.627 (1)	74.29		16:52:22.279
5 -	1:01.508	44.423	1:45.931 (2)	74.08	0.304	16:54:08.210

P10 26 F2		KING / SIGSWORTH		Lumley Ireson F2 - Townsend Motors		
IDEAL LAP TIME : 1:48.190		BEST LAP TIME : 1:48.670		DIFFERENCE : 0.480		
LAP	SECTOR 1	SECTOR 2	LAP TIME	MPH	DIFF	TIME OF DAY
1 -		47.529	1:59.066	65.91	10.396	16:46:58.151
2 -	1:03.424	46.538	1:49.962 (3)	71.37	1.292	16:48:48.113
3 -	1:01.822	46.848	1:48.670 (1)	72.21		16:50:36.783
4 -	1:02.927	46.368	1:49.295 (2)	71.80	0.625	16:52:26.078
5 -	1:03.007	47.084	1:50.091	71.28	1.421	16:54:16.169

P11 37 F2		MORPHET / RYDER		LCR Suzuki -		
IDEAL LAP TIME : 1:45.513		BEST LAP TIME : 1:45.513		DIFFERENCE : 0.000		
LAP	SECTOR 1	SECTOR 2	LAP TIME	MPH	DIFF	TIME OF DAY
1 -		46.906	2:01.786	64.44	16.273	16:47:00.871
2 -	1:05.078	47.450	1:52.528	69.74	7.015	16:48:53.399
3 -	1:03.449	47.486	1:50.935 (3)	70.74	5.422	16:50:44.334
4 -	1:00.931	45.536	1:46.467 (2)	73.71	0.954	16:52:30.801
5 -	1:00.546	44.967	1:45.513 (1)	74.38		16:54:16.314

P12 20 F1		D'HENIN / REA		Adolf RS 600 - FLORacing		
IDEAL LAP TIME : 1:48.243		BEST LAP TIME : 1:48.865		DIFFERENCE : 0.622		
LAP	SECTOR 1	SECTOR 2	LAP TIME	MPH	DIFF	TIME OF DAY
1 -		48.202	2:01.569	64.55	12.704	16:47:00.654
2 -	1:04.356	46.404	1:50.760	70.85	1.895	16:48:51.414
3 -	1:02.251	47.142	1:49.393 (2)	71.74	0.528	16:50:40.807
4 -	1:03.722	45.992	1:49.714 (3)	71.53	0.849	16:52:30.521
5 -	1:02.504	46.361	1:48.865 (1)	72.08		16:54:19.386

International Sidecar Revival Meeting @ Cadwell Park

BMCRC F1 & F2 Sidecars

RACE 6 - SECTOR ANALYSIS



SECTOR 1 = FL to I1, SECTOR 2 = I1 to FL, DIFF = Difference To Personal Best Lap, P = Crossed Finish Line in Pit Lane, D = Time Disallowed

P13 60 F1		MOLYNEUX / COPPOCK		Baker Suzuki -		
IDEAL LAP TIME : 1:48.316		BEST LAP TIME : 1:48.560		DIFFERENCE : 0.244		
LAP	SECTOR 1	SECTOR 2	LAP TIME	MPH	DIFF	TIME OF DAY
1 -		48.225	2:03.295	63.65	14.735	16:47:02.380
2 -	1:04.547	47.675	1:52.222	69.93	3.662	16:48:54.602
3 -	1:03.867	46.259	1:50.126 (3)	71.26	1.566	16:50:44.728
4 -	1:02.955	45.605	1:48.560 (1)	72.29		16:52:33.288
5 -	1:02.711	47.260	1:49.971 (2)	71.36	1.411	16:54:23.259

P14 61 F1		FORREST / NIX		Yamaha - Tweedvale Motorcycles		
IDEAL LAP TIME : 1:50.669		BEST LAP TIME : 1:50.730		DIFFERENCE : 0.061		
LAP	SECTOR 1	SECTOR 2	LAP TIME	MPH	DIFF	TIME OF DAY
1 -		47.066	2:00.144	65.32	9.414	16:46:59.229
2 -	1:05.998	47.686	1:53.684	69.03	2.954	16:48:52.913
3 -	1:06.023	46.385	1:52.408 (3)	69.81	1.678	16:50:45.321
4 -	1:04.331	46.399	1:50.730 (1)	70.87		16:52:36.051
5 -	1:04.590	46.338	1:50.928 (2)	70.74	0.198	16:54:26.979

P15 29 F2		SHIPLEY / ASTLEY		LCR Suzuki -		
IDEAL LAP TIME : 1:50.971		BEST LAP TIME : 1:51.405		DIFFERENCE : 0.434		
LAP	SECTOR 1	SECTOR 2	LAP TIME	MPH	DIFF	TIME OF DAY
1 -		48.534	2:03.978	63.30	12.573	16:47:03.063
2 -	1:05.533	47.496	1:53.029	69.43	1.624	16:48:56.092
3 -	1:04.998	46.766	1:51.764 (3)	70.21	0.359	16:50:47.856
4 -	1:04.413	47.228	1:51.641 (2)	70.29	0.236	16:52:39.497
5 -	1:04.205	47.200	1:51.405 (1)	70.44		16:54:30.902

P16 146 F2		R.SAUNDERS / SMYTH		LCR Suzuki -		
IDEAL LAP TIME : 1:51.765		BEST LAP TIME : 1:51.765		DIFFERENCE : 0.000		
LAP	SECTOR 1	SECTOR 2	LAP TIME	MPH	DIFF	TIME OF DAY
1 -		47.633	2:00.168	65.30	8.403	16:46:59.253
2 -	1:06.491	48.716	1:55.207	68.12	3.442	16:48:54.460
3 -	1:04.729	48.379	1:53.108 (3)	69.38	1.343	16:50:47.568
4 -	1:04.218	47.547	1:51.765 (1)	70.21		16:52:39.333
5 -	1:04.274	48.647	1:52.921 (2)	69.50	1.156	16:54:32.254

P17 96 F2		F.GALE / B.GALE		Ireson KTM 790 - 4everTT		
IDEAL LAP TIME : 1:51.149		BEST LAP TIME : 1:51.815		DIFFERENCE : 0.666		
LAP	SECTOR 1	SECTOR 2	LAP TIME	MPH	DIFF	TIME OF DAY
1 -		48.700	2:03.330	63.63	11.515	16:47:02.415
2 -	1:05.951	47.419	1:53.370	69.22	1.555	16:48:55.785
3 -	1:05.897	47.237	1:53.134 (3)	69.36	1.319	16:50:48.919
4 -	1:04.386	47.474	1:51.860 (2)	70.15	0.045	16:52:40.779
5 -	1:03.912	47.903	1:51.815 (1)	70.18		16:54:32.594

P18 73 F2		PRING / PARKIN		Shand Suzuki - R & M Appleby Ltd		
IDEAL LAP TIME : 1:51.899		BEST LAP TIME : 1:52.432		DIFFERENCE : 0.533		
LAP	SECTOR 1	SECTOR 2	LAP TIME	MPH	DIFF	TIME OF DAY
1 -		47.378	2:06.550	62.01	14.118	16:47:05.635
2 -	1:06.707	46.417	1:53.124 (2)	69.37	0.692	16:48:58.759
3 -	1:06.744	46.733	1:53.477 (3)	69.15	1.045	16:50:52.236
4 -	1:05.482	46.950	1:52.432 (1)	69.80		16:52:44.668
5 -	1:06.936	46.760	1:53.696	69.02	1.264	16:54:38.364

International Sidecar Revival Meeting @ Cadwell Park

BMCRC F1 & F2 Sidecars

RACE 6 - SECTOR ANALYSIS



SECTOR 1 = FL to I1, SECTOR 2 = I1 to FL, DIFF = Difference To Personal Best Lap, P = Crossed Finish Line in Pit Lane, D = Time Disallowed

P19 30 F2 BUTLER / SAUNDERS		Ireson F2 - MDK Office Seating Ltd / Marin Motorsport				
IDEAL LAP TIME : 1:51.934		BEST LAP TIME : 1:51.934		DIFFERENCE : 0.000		
LAP	SECTOR 1	SECTOR 2	LAP TIME	MPH	DIFF	TIME OF DAY
1 -		48.821	2:04.971	62.79	13.037	16:47:04.056
2 -	1:05.514	47.507	1:53.021 (2)	69.43	1.087	16:48:57.077
3 -	1:07.994	48.778	1:56.772	67.20	4.838	16:50:53.849
4 -	1:04.938	46.996	1:51.934 (1)	70.11		16:52:45.783
5 -	1:06.333	47.044	1:53.377 (3)	69.22	1.443	16:54:39.160

P20 76 F2 PEARSON / PARKER		LCR F2 -				
IDEAL LAP TIME : 1:56.923		BEST LAP TIME : 1:56.961		DIFFERENCE : 0.038		
LAP	SECTOR 1	SECTOR 2	LAP TIME	MPH	DIFF	TIME OF DAY
1 -		49.041	2:06.778	61.90	9.817	16:47:05.863
2 -	1:08.405	48.922	1:57.327 (2)	66.89	0.366	16:49:03.190
3 -	1:08.438	49.734	1:58.172 (3)	66.41	1.211	16:51:01.362
4 -	1:08.443	48.518	1:56.961 (1)	67.09		16:52:58.323
5 -	1:09.449	49.822	1:59.271	65.80	2.310	16:54:57.594

P21 356 F2 CROWE / WHEELER		Suzuki Suzuki -				
IDEAL LAP TIME : 1:56.123		BEST LAP TIME : 1:56.837		DIFFERENCE : 0.714		
LAP	SECTOR 1	SECTOR 2	LAP TIME	MPH	DIFF	TIME OF DAY
1 -		50.341	2:10.383	60.19	13.546	16:47:09.468
2 -	1:09.239	49.783	1:59.022	65.93	2.185	16:49:08.490
3 -	1:08.581	49.238	1:57.819 (3)	66.61	0.982	16:51:06.309
4 -	1:07.835	49.076	1:56.911 (2)	67.12	0.074	16:53:03.220
5 -	1:08.549	48.288	1:56.837 (1)	67.17		16:55:00.057

P22 28 F2 HOLDEN / SALSBURY		D&D Suzuki - Nomad Racing, Bahder Engineering				
IDEAL LAP TIME : 1:55.955		BEST LAP TIME : 1:56.655		DIFFERENCE : 0.700		
LAP	SECTOR 1	SECTOR 2	LAP TIME	MPH	DIFF	TIME OF DAY
1 -		50.873	2:11.499	59.68	14.844	16:47:10.584
2 -	1:08.631	50.140	1:58.771	66.07	2.116	16:49:09.355
3 -	1:08.455	49.899	1:58.354 (3)	66.31	1.699	16:51:07.709
4 -	1:07.039	50.357	1:57.396 (2)	66.85	0.741	16:53:05.105
5 -	1:07.739	48.916	1:56.655 (1)	67.27		16:55:01.760

P23 19 F1 MACBRIDE / HILDIGE		LCR Yamaha 600 - Lifesafety Motorsport				
IDEAL LAP TIME : 2:04.323		BEST LAP TIME : 2:04.954		DIFFERENCE : 0.631		
LAP	SECTOR 1	SECTOR 2	LAP TIME	MPH	DIFF	TIME OF DAY
1 -		52.061	2:14.638	58.29	9.684	16:47:13.723
2 -	1:12.466	53.105	2:05.571 (2)	62.49	0.617	16:49:19.294
3 -	1:12.262	52.692	2:04.954 (1)	62.80		16:51:24.248
4 -	1:14.268	53.818	2:08.086	61.27	3.132	16:53:32.334
5 -	1:13.478	52.717	2:06.195 (3)	62.19	1.241	16:55:38.529

P24 167 F1 PETTMAN / MOSS		Baker Yamaha - Wesso Racing				
IDEAL LAP TIME : 2:02.326		BEST LAP TIME : 2:02.326		DIFFERENCE : 0.000		
LAP	SECTOR 1	SECTOR 2	LAP TIME	MPH	DIFF	TIME OF DAY
1 -		54.647	2:19.043	56.44	16.717	16:47:18.128
2 -	1:14.600	53.263	2:07.863	61.37	5.537	16:49:25.991
3 -	1:13.058	52.589	2:05.647 (3)	62.46	3.321	16:51:31.638
4 -	1:12.544	52.617	2:05.161 (2)	62.70	2.835	16:53:36.799
5 -	1:11.351	50.975	2:02.326 (1)	64.15		16:55:39.125

International Sidecar Revival Meeting @ Cadwell Park

BMCRC F1 & F2 Sidecars

RACE 6 - SECTOR ANALYSIS



SECTOR 1 = FL to I1, SECTOR 2 = I1 to FL, DIFF = Difference To Personal Best Lap, P = Crossed Finish Line in Pit Lane, D = Time Disallowed

P25 666 F2		HANKS / BANKS & KIRK		GLR Honda - JHM racing / Greg Lambert Racing			
IDEAL LAP TIME : 1:51.097		BEST LAP TIME : 1:51.097		DIFFERENCE : 0.000			
LAP	SECTOR 1	SECTOR 2	LAP TIME	MPH	DIFF	TIME OF DAY	
1 -		47.662	1:58.731	66.09	7.634	16:46:57.816	
2 -	1:05.015	48.027	1:53.042 (2)	69.42	1.945	16:48:50.858	
3 -	1:05.833	47.492	1:53.325 (3)	69.25	2.228	16:50:44.183	
4 -	1:04.434	46.663	1:51.097 (1)	70.64		16:52:35.280	

International Sidecar Revival Meeting @ Cadwell Park

BMCRC F1 & F2 Sidecars

RACE 6 - BEST SECTORS

SECTOR 1			SECTOR 2			IDEAL / BEST COMPARISON						
POS	NO	NAME	TIME	NO	NAME	TIME	POS	NO	NAME	IDEAL	BEST	DIFF
									PERFECT LAP	1:40.921		
1	70	ARCHER / HYDE	57.761	70	ARCHER / HYDE	43.160	1	70	ARCHER / HYDE	1:40.921	1:42.147	1.226
2	62	WRIGHT / BAILEY	59.021	62	WRIGHT / BAILEY	43.820	2	62	WRIGHT / BAILEY	1:42.841	1:43.013	0.172
3	69	LAMBERT / HAYNES & JAVENI	1:00.157	65	FAIERS / FOX	44.255	3	65	FAIERS / FOX	1:44.414	1:44.553	0.139
4	65	FAIERS / FOX	1:00.159	121	LAWRENCE / PYMM	44.423	4	69	LAMBERT / HAYNES	1:44.590	1:44.620	0.030
5	37	MORPHET / RYDER	1:00.546	69	LAMBERT / HAYNES & JAVENI	44.433	5	121	LAWRENCE / PYMM	1:45.199	1:45.627	0.428
6	83	BUCHANAN / EVANS	1:00.761	24	THOMAS / JAMES	44.677	6	37	MORPHET / RYDER	1:45.513	1:45.513	0.000
7	121	LAWRENCE / PYMM	1:00.776	113	HANDCOCK / BEVAN	44.695	7	113	HANDCOCK / BEVAN	1:45.742	1:45.853	0.111
8	113	HANDCOCK / BEVAN	1:01.047	37	MORPHET / RYDER	44.967	8	24	THOMAS / JAMES	1:45.784	1:45.987	0.203
9	158	L.SAUNDERS / STELL	1:01.100	158	L.SAUNDERS / STELL	45.149	9	83	BUCHANAN / EVANS	1:46.074	1:46.422	0.348
10	24	THOMAS / JAMES	1:01.107	83	BUCHANAN / EVANS	45.313	10	158	L.SAUNDERS / STELL	1:46.249	1:46.249	0.000
11	26	KING / SIGSWORTH	1:01.822	60	MOLYNEUX / COPPOCK	45.605	11	26	KING / SIGSWORTH	1:48.190	1:48.670	0.480
12	20	D'HENIN / REA	1:02.251	20	D'HENIN / REA	45.992	12	20	D'HENIN / REA	1:48.243	1:48.865	0.622
13	60	MOLYNEUX / COPPOCK	1:02.711	61	FORREST / NIX	46.338	13	60	MOLYNEUX / COPPO	1:48.316	1:48.560	0.244
14	96	F.GALE / B.GALE	1:03.912	26	KING / SIGSWORTH	46.368	14	61	FORREST / NIX	1:50.669	1:50.730	0.061
15	29	SHIPLEY / ASTLEY	1:04.205	73	PRING / PARKIN	46.417	15	29	SHIPLEY / ASTLEY	1:50.971	1:51.405	0.434
16	146	R.SAUNDERS / SMYTH	1:04.218	666	HANKS / BANKS & KIRK	46.663	16	666	HANKS / BANKS & KIL	1:51.097	1:51.097	0.000
17	61	FORREST / NIX	1:04.331	29	SHIPLEY / ASTLEY	46.766	17	96	F.GALE / B.GALE	1:51.149	1:51.815	0.666
18	666	HANKS / BANKS & KIRK	1:04.434	30	BUTLER / SAUNDERS	46.996	18	146	R.SAUNDERS / SMYTH	1:51.765	1:51.765	0.000
19	30	BUTLER / SAUNDERS	1:04.938	96	F.GALE / B.GALE	47.237	19	73	PRING / PARKIN	1:51.899	1:52.432	0.533
20	73	PRING / PARKIN	1:05.482	146	R.SAUNDERS / SMYTH	47.547	20	30	BUTLER / SAUNDERS	1:51.934	1:51.934	0.000
21	28	HOLDEN / SALSBURY	1:07.039	356	CROWE / WHEELER	48.288	21	28	HOLDEN / SALSBURY	1:55.955	1:56.655	0.700
22	356	CROWE / WHEELER	1:07.835	76	PEARSON / PARKER	48.518	22	356	CROWE / WHEELER	1:56.123	1:56.837	0.714
23	76	PEARSON / PARKER	1:08.405	28	HOLDEN / SALSBURY	48.916	23	76	PEARSON / PARKER	1:56.923	1:56.961	0.038
24	167	PETTMAN / MOSS	1:11.351	167	PETTMAN / MOSS	50.975	24	167	PETTMAN / MOSS	2:02.326	2:02.326	0.000
25	19	MACBRIDE / HILDIGE	1:12.262	19	MACBRIDE / HILDIGE	52.061	25	19	MACBRIDE / HILDIGE	2:04.323	2:04.954	0.631

International Sidecar Revival Meeting @ Cadwell Park

BMCRC F1 & F2 Sidecars

RACE 6 - STATISTICS

Competitors Started 25
Planned Start 2024-08-03 @ 15:15:00.000
Actual Start 2024-08-03 @ 16:44:59.084
Finish Time 2024-08-03 @ 16:53:41.915
Track Length 2.1800mi.
Total Laps 124
Total Distance Covered 270.3223mi.

Session Fastest Lap History

NO	CL	NAME	LAP TIME	TIME OF DAY	LAP	VEHICLE
62	F1	WRIGHT / BAILEY	1:43.704	16:48:32.948	2	Ryde Yamaha
70	F1	ARCHER / HYDE	1:42.157	16:48:33.037	2	Adolf RS Yamaha
70	F1	ARCHER / HYDE	1:42.147	16:53:41.935	5	Adolf RS Yamaha

Session Leader History

NO	CL	NAME	FROM LAP	LAPS LED	DISTANCE	VEHICLE
62	F1	WRIGHT / BAILEY	1	4	8.72 miles	Ryde Yamaha
70	F1	ARCHER / HYDE	5	1	2.18 miles	Adolf RS Yamaha

Flag History

TYPE	TIME OF DAY
GREEN	16:44:59.084
FINISH	16:53:41.915

Flag Statistics

TYPE	COUNT	TOTAL LAPS	TOTAL TIME
Green	1	5	11:47.980
Red	0	0	0.000
Safety Car	0	0	0.000
FCY	0	0	0.000

International Sidecar Revival Meeting @ Cadwell Park

BMCRC F1 & F2 Sidecars

RACE 6 - STATISTICS

CLASS : F1

9 Starters

Fastest Lap History

NO	NAME	LAP TIME	TIME OF DAY	LAP	VEHICLE
62	WRIGHT / BAILEY	1:43.704	16:48:32.948	2	Ryde Yamaha
70	ARCHER / HYDE	1:42.157	16:48:33.037	2	Adolf RS Yamaha
70	ARCHER / HYDE	1:42.147	16:53:41.935	5	Adolf RS Yamaha

Leader History

NO	NAME	FROM LAP	LAPS LED	DISTANCE	VEHICLE
62	WRIGHT / BAILEY	1	4	8.72 miles	Ryde Yamaha
70	ARCHER / HYDE	5	1	2.18 miles	Adolf RS Yamaha

International Sidecar Revival Meeting @ Cadwell Park

BMCRC F1 & F2 Sidecars

RACE 6 - STATISTICS

CLASS : F2

16 Starters

Fastest Lap History

NO	NAME	LAP TIME	TIME OF DAY	LAP	VEHICLE
69	LAMBERT / HAYNES & JAVENS	1:45.680	16:48:36.893	2	LCR Honda
69	LAMBERT / HAYNES & JAVENS	1:44.944	16:50:21.836	3	LCR Honda
69	LAMBERT / HAYNES & JAVENS	1:44.620	16:52:06.456	4	LCR Honda

Leader History

NO	NAME	FROM LAP	LAPS LED	DISTANCE	VEHICLE
69	LAMBERT / HAYNES & JAVENS	1	5	10.90 miles	LCR Honda



BMCRC
F1 & F2
SIDECARS

International Sidecar Revival Meeting @ Cadwell Park

BMCRC F1 & F2 Sidecars

RACE 4 - GRID (8 Laps)

ROW 14	40	38 MOSS / HOPE	41		42	191 DOWNES / OSTERHOLZER
ROW 13	37	2:04.954 19 MACBRIDE / HILDIGE	38		39	58 EASTELL / EASTELL
ROW 12	34	1:56.961 76 PEARSON / PARKER	35		36	2:02.326 167 PETTMAN / MOSS
ROW 11	31	1:56.655 28 HOLDEN / SALSBURY	32		33	1:56.837 356 CROWE / WHEELER
ROW 10	28	1:51.934 30 BUTLER / SAUNDERS	29		30	1:52.432 73 PRING / PARKIN
ROW 9	25	1:51.765 146 R.SAUNDERS / SMYTH	26		27	1:51.815 96 F.GALE / B.GALE
ROW 8	22	1:51.097 666 HANKS / BANKS & KIRK	23		24	1:51.405 29 SHIPLEY / ASTLEY
ROW 7	19	1:48.865 20 D'HENIN / REA	20		21	1:50.730 61 FORREST / NIX
ROW 6	16	1:48.560 60 MOLYNEUX / COPPOCK	17		18	1:48.670 26 KING / SIGSWORTH
ROW 5	13	1:46.249 158 L.SAUNDERS / STELL	14		15	1:46.422 83 BUCHANAN / EVANS
ROW 4	10	1:45.853 113 HANDCOCK / BEVAN	11		12	1:45.987 24 THOMAS / JAMES
ROW 3	7	1:45.513 37 MORPHET / RYDER	8		9	1:45.627 121 LAWRENCE / PYMM
ROW 2	4	1:44.553 65 FAIERS / FOX	5		6	1:44.620 69 LAMBERT / HAYNES & JAVENS
ROW 1	1	1:42.147 70 ARCHER / HYDE	2		3	1:43.013 62 WRIGHT / BAILEY

Pole

These results are provisional until the conclusion of any judicial and technical matters.

Cadwell Park: 2.1800 miles

Clerk Of Course:

Tony MacBride

Stewards:

Timekeeper:

Richard Evans



Results can be found at www.tsl-timing.com

Printed - 17:05 Saturday, 03 August 2024



International Sidecar Revival Meeting @ Cadwell Park

BMCRC F1 & F2 Sidecars & FSRA Pre-Injection Sidecars

WARM UP - CLASSIFICATION

POS	NO	CL	PIC	NAME	ENTRY	TIME	ON	LAPS	GAP	DIFF	MPH
1	70	F1	1	ARCHER / HYDE	Adolf RS Yamaha - Hannafin Contratoors	1:40.036	3	3			78.45
2	158	F2	1	L.SAUNDERS / STELL	Shelbourne Honda - The Royal Oak Worleston	1:46.386	3	3	6.350	6.350	73.76
3	76	F2	2	PEARSON / PARKER	LCR F2 -	1:46.788	3	3	6.752	0.402	73.49
4	69	F2	3	LAMBERT / HAYNES & JAVENS	LCR Honda - Graham Anne Ward	1:48.184	4	5	8.148	1.396	72.54
5	113	F2	4	HANDCOCK / BEVAN	Shelbourne F2 - r j contracting	1:49.396	2	3	9.360	1.212	71.73
6	29	F2	5	SHIPLEY / ASTLEY	LCR Suzuki -	1:50.368	5	5	10.332	0.972	71.10
7	146	F2	6	R.SAUNDERS / SMYTH	LCR Suzuki -	1:50.658	3	3	10.622	0.290	70.92
8	96*	F2	7	F.GALE / B.GALE	Ireson KTM 790 - 4everTT	1:51.382	4	4	11.346	0.724	70.46
9	30	F2	8	BUTLER / SAUNDERS	Ireson F2 - MDK Office Seating Ltd / Marin Motorsport	1:54.677	4	5	14.641	3.295	68.43
10	11	F1	1	McVEY / ROONEY	Derbyshire Suzuki -	1:54.728	4	5	14.692	0.051	68.40
11	73	F2	9	PRING / PARKIN	Shand Suzuki - R & M Appleby Ltd	1:54.894	4	5	14.858	0.166	68.30
12	666	F2	10	HANKS / BANKS & KIRK	GLR Honda - JHM racing / Greg Lambert Racing	1:56.590	5	5	16.554	1.696	67.31
13	58	F2	11	EASTELL / EASTELL	Windle F2 - Lee Eastell Engineering services ltd	1:56.893	1	1	16.857	0.303	67.13
14	14	F1	2	FAIRHURST / BURNS	Yamaha F1 - MRB Fencing Doncaster	1:57.279	3	5	17.243	0.386	66.91
15	127	F1	3	McMAHON / RANSON	Shelbourne Suzuki -	2:00.528	2	5	20.492	3.249	65.11
16	32	F2	1	G.KNIGHT / S.KNIGHT	Yamaha Thundercat -	2:01.825	2	2	21.789	1.297	64.42
17	61	F1	2	FORREST / NIX	Yamaha - Tweedvale Motorcycles	2:03.289	1	1	23.253	1.464	63.65
18	56	F2	2	GILROY / OLDROYD	Yamaha Thundercay - 1st Call Refrigeration	2:03.375	1	2	23.339	0.086	63.61
19	52	F2	3	NOBLE / CAIGER	Hayes F2 - Power Tool Rentals	2:03.812	2	2	23.776	0.437	63.38
20	71	F2	4	BANISTER / PORTER	MRE Suzuki - Fine Cut Developments	2:05.399	4	4	25.363	1.587	62.58
21	4	F2	5	WILLIAMS / PARRY	Sidecar F2 -	2:06.236	2	2	26.200	0.837	62.16
22	98	F1	4	T.WHEATLEY / N.WHEATLEY	Ireson Yamaha - Peter Wheatley	2:07.702	2	2	27.666	1.466	61.45
23	167	F1	3	PETTMAN / MOSS	Baker Yamaha - Wesso Racing	2:08.139	3	3	28.103	0.437	61.24
24	16	F2	6	SALLEH / ANDREWS	Ireson Thundercat -	2:09.566	2	2	29.530	1.427	60.57
25	908	F2	7	SAVILLE / WOOLCOTT	Sidecar Honda -	2:21.021	1	1	40.985	11.455	55.65

Comments:

#96 - No working transponder, please fix for racing.

Weather / Track : Bright / Dry

These results are provisional until the conclusion of any judicial and technical matters.

Date: 04/08/2024 Start: 09:24 Finish: 09:34

Cadwell Park: 2.1800 miles

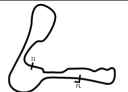
Clerk Of Course:

Tony MacBride

Stewards:

Timekeeper:

Richard Evans

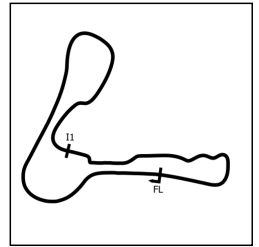


Results can be found at www.tsl-timing.com

Printed - 09:38 Sunday, 04 August 2024



International Sidecar Revival Meeting @ Cadwell Park
BMCRC F1 & F2 Sidecars & FSRA Pre-Injection Sidecars
WARM UP - SECTOR ANALYSIS



SECTOR 1 = FL to I1, SECTOR 2 = I1 to FL, DIFF = Difference To Personal Best Lap, P = Crossed Finish Line in Pit Lane, D = Time Disallowed

P1		70 F1		ARCHER / HYDE		Adolf RS Yamaha - Hannafin Contrators	
IDEAL LAP TIME : 1:39.937		BEST LAP TIME : 1:40.036		DIFFERENCE : 0.099			
LAP	SECTOR 1	SECTOR 2	LAP TIME	MPH	DIFF	TIME OF DAY	
1 -	1:02.958	43.268	1:46.226 (3)	73.88	6.190	09:27:12.191	
2 -	58.632	42.016	1:40.648 (2)	77.97	0.612	09:28:52.839	
3 -	57.921	42.115	1:40.036 (1)	78.45		09:30:32.875	

P2		158 F2		L.SAUNDERS / STELL		Shelbourne Honda - The Royal Oak Worleston	
IDEAL LAP TIME : 1:46.386		BEST LAP TIME : 1:46.386		DIFFERENCE : 0.000			
LAP	SECTOR 1	SECTOR 2	LAP TIME	MPH	DIFF	TIME OF DAY	
1 -	1:16.830	51.401	2:08.231 (3)	61.20	21.845	09:28:07.205	
2 -	1:09.126	46.187	1:55.313 (2)	68.05	8.927	09:30:02.518	
3 -	1:01.645	44.741	1:46.386 (1)	73.76		09:31:48.904	

P3		76 F2		PEARSON / PARKER		LCR F2 -	
IDEAL LAP TIME : 1:46.788		BEST LAP TIME : 1:46.788		DIFFERENCE : 0.000			
LAP	SECTOR 1	SECTOR 2	LAP TIME	MPH	DIFF	TIME OF DAY	
1 -	1:09.603	47.133	1:56.736 (3)	67.22	9.948	09:27:34.775	
2 -	1:03.744	45.876	1:49.620 (2)	71.59	2.832	09:29:24.395	
3 -	1:02.427	44.361	1:46.788 (1)	73.49		09:31:11.183	

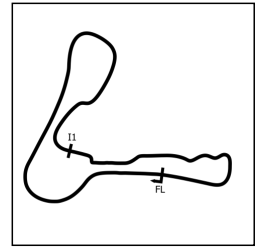
P4		69 F2		LAMBERT / HAYNES & JAVENS		LCR Honda - Graham Anne Ward	
IDEAL LAP TIME : 1:48.184		BEST LAP TIME : 1:48.184		DIFFERENCE : 0.000			
LAP	SECTOR 1	SECTOR 2	LAP TIME	MPH	DIFF	TIME OF DAY	
1 -	1:08.508	48.426	1:56.934	67.11	8.750	09:27:58.769	
2 -	1:02.757	45.852	1:48.609 (2)	72.25	0.425	09:29:47.378	
3 -	1:03.778	46.538	1:50.316	71.14	2.132	09:31:37.694	
4 -	1:02.517	45.667	1:48.184 (1)	72.54		09:33:25.878	
5 -	1:02.726	46.153	1:48.879 (3)	72.08	0.695	09:35:14.757	

P5		113 F2		HANDCOCK / BEVAN		Shelbourne F2 - r j contracting	
IDEAL LAP TIME : 1:48.104		BEST LAP TIME : 1:49.396		DIFFERENCE : 1.292			
LAP	SECTOR 1	SECTOR 2	LAP TIME	MPH	DIFF	TIME OF DAY	
1 -	1:07.326	48.108	1:55.434 (3)	67.98	6.038	09:29:21.187	
2 -	1:03.089	46.307	1:49.396 (1)	71.73		09:31:10.583	
3 -	1:04.453	46.324	1:50.777 (2)	70.84	1.381	09:33:01.360	

P6		29 F2		SHIPLEY / ASTLEY		LCR Suzuki -	
IDEAL LAP TIME : 1:50.160		BEST LAP TIME : 1:50.368		DIFFERENCE : 0.208			
LAP	SECTOR 1	SECTOR 2	LAP TIME	MPH	DIFF	TIME OF DAY	
1 -	1:12.743	50.069	2:02.812	63.90	12.444	09:27:39.541	
2 -	1:08.540	49.582	1:58.122	66.44	7.754	09:29:37.663	
3 -	1:04.349	47.144	1:51.493 (3)	70.39	1.125	09:31:29.156	
4 -	1:03.953	46.730	1:50.683 (2)	70.90	0.315	09:33:19.839	
5 -	1:04.161	46.207	1:50.368 (1)	71.10		09:35:10.207	

P7		146 F2		R.SAUNDERS / SMYTH		LCR Suzuki -	
IDEAL LAP TIME : 1:50.658		BEST LAP TIME : 1:50.658		DIFFERENCE : 0.000			
LAP	SECTOR 1	SECTOR 2	LAP TIME	MPH	DIFF	TIME OF DAY	
1 -	1:06.326	47.826	1:54.152 (3)	68.75	3.494	09:27:20.292	
2 -	1:04.803	46.958	1:51.761 (2)	70.22	1.103	09:29:12.053	
3 -	1:03.763	46.895	1:50.658 (1)	70.92		09:31:02.711	

International Sidecar Revival Meeting @ Cadwell Park
BMCRC F1 & F2 Sidecars & FSRA Pre-Injection Sidecars
WARM UP - SECTOR ANALYSIS



SECTOR 1 = FL to I1, SECTOR 2 = I1 to FL, DIFF = Difference To Personal Best Lap, P = Crossed Finish Line in Pit Lane, D = Time Disallowed

P8 96 F2 F.GALE / B.GALE		Ireson KTM 790 - 4everTT				
IDEAL LAP TIME :		BEST LAP TIME : 1:51.382		DIFFERENCE :		
LAP	SECTOR 1	SECTOR 2	LAP TIME	MPH	DIFF	TIME OF DAY
1 -			2:07.050	61.77	15.668	09:27:47.662
2 -			1:55.591 (2)	67.89	4.209	09:29:43.253
3 -			1:59.526 (3)	65.65	8.144	09:31:42.779
4 -			1:51.382 (1)	70.46		09:33:34.161

P9 30 F2 BUTLER / SAUNDERS		Ireson F2 - MDK Office Seating Ltd / Marin Motorsport				
IDEAL LAP TIME : 1:54.677		BEST LAP TIME : 1:54.677		DIFFERENCE : 0.000		
LAP	SECTOR 1	SECTOR 2	LAP TIME	MPH	DIFF	TIME OF DAY
1 -	1:16.581	55.827	2:12.408	59.27	17.731	09:28:10.944
2 -	1:13.379	53.773	2:07.152	61.72	12.475	09:30:18.096
3 -	1:08.494	52.352	2:00.846 (3)	64.94	6.169	09:32:18.942
4 -	1:06.777	47.900	1:54.677 (1)	68.43		09:34:13.619
5 -	1:08.165	48.446	1:56.611 (2)	67.30	1.934	09:36:10.230

P10 11 F1 McVEY / ROONEY		Derbyshire Suzuki -				
IDEAL LAP TIME : 1:54.501		BEST LAP TIME : 1:54.728		DIFFERENCE : 0.227		
LAP	SECTOR 1	SECTOR 2	LAP TIME	MPH	DIFF	TIME OF DAY
1 -	1:15.404	49.747	2:05.151	62.70	10.423	09:27:43.049
2 -	1:09.303	50.909	2:00.212	65.28	5.484	09:29:43.261
3 -	1:10.678	48.160	1:58.838 (3)	66.04	4.110	09:31:42.099
4 -	1:06.812	47.916	1:54.728 (1)	68.40		09:33:36.827
5 -	1:06.585	49.719	1:56.304 (2)	67.47	1.576	09:35:33.131

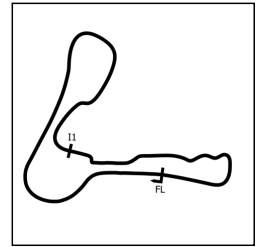
P11 73 F2 PRING / PARKIN		Shand Suzuki - R & M Appleby Ltd				
IDEAL LAP TIME : 1:54.294		BEST LAP TIME : 1:54.894		DIFFERENCE : 0.600		
LAP	SECTOR 1	SECTOR 2	LAP TIME	MPH	DIFF	TIME OF DAY
1 -	1:19.104	51.453	2:10.557	60.11	15.663	09:27:54.855
2 -	1:10.749	49.469	2:00.218	65.28	5.324	09:29:55.073
3 -	1:10.949	48.763	1:59.712 (3)	65.55	4.818	09:31:54.785
4 -	1:07.024	47.870	1:54.894 (1)	68.30		09:33:49.679
5 -	1:08.875	47.270	1:56.145 (2)	67.57	1.251	09:35:45.824

P12 666 F2 HANKS / BANKS & KIRK		GLR Honda - JHM racing / Greg Lambert Racing				
IDEAL LAP TIME : 1:56.590		BEST LAP TIME : 1:56.590		DIFFERENCE : 0.000		
LAP	SECTOR 1	SECTOR 2	LAP TIME	MPH	DIFF	TIME OF DAY
1 -	1:14.643	54.824	2:09.467	60.61	12.877	09:28:10.648
2 -	1:12.954	51.526	2:04.480	63.04	7.890	09:30:15.128
3 -	1:09.417	49.757	1:59.174 (3)	65.85	2.584	09:32:14.302
4 -	1:09.253	49.694	1:58.947 (2)	65.97	2.357	09:34:13.249
5 -	1:08.145	48.445	1:56.590 (1)	67.31		09:36:09.839

P13 58 F2 EASTELL / EASTELL		Windle F2 - Lee Eastell Engineering services ltd				
IDEAL LAP TIME : 1:56.893		BEST LAP TIME : 1:56.893		DIFFERENCE : 0.000		
LAP	SECTOR 1	SECTOR 2	LAP TIME	MPH	DIFF	TIME OF DAY
1 -	1:07.517	49.376	1:56.893 (1)	67.13		09:27:21.162

P14 14 F1 FAIRHURST / BURNS		Yamaha F1 - MRB Fencing Doncaster				
IDEAL LAP TIME : 1:57.279		BEST LAP TIME : 1:57.279		DIFFERENCE : 0.000		
LAP	SECTOR 1	SECTOR 2	LAP TIME	MPH	DIFF	TIME OF DAY
1 -	1:12.659	50.464	2:03.123	63.74	5.844	09:27:37.874
2 -	1:09.962	49.579	1:59.541 (3)	65.65	2.262	09:29:37.415
3 -	1:07.828	49.451	1:57.279 (1)	66.91		09:31:34.694
4 -	1:08.343	49.581	1:57.924 (2)	66.55	0.645	09:33:32.618
5 -	1:09.469	50.308	1:59.777	65.52	2.498	09:35:32.395

International Sidecar Revival Meeting @ Cadwell Park
BMCRC F1 & F2 Sidecars & FSRA Pre-Injection Sidecars
WARM UP - SECTOR ANALYSIS



SECTOR 1 = FL to I1, SECTOR 2 = I1 to FL, DIFF = Difference To Personal Best Lap, P = Crossed Finish Line in Pit Lane, D = Time Disallowed

P15	127 F1	McMAHON / RANSON	Shelbourne Suzuki -			
IDEAL LAP TIME : 1:59.675		BEST LAP TIME : 2:00.528		DIFFERENCE : 0.853		
LAP	SECTOR 1	SECTOR 2	LAP TIME	MPH	DIFF	TIME OF DAY
1 -	1:13.998	50.806	2:04.804	62.88	4.276	09:27:42.128
2 -	1:09.407	51.121	2:00.528 (1)	65.11		09:29:42.656
3 -	1:10.743	53.016	2:03.759	63.41	3.231	09:31:46.415
4 -	1:10.560	51.040	2:01.600 (3)	64.54	1.072	09:33:48.015
5 -	1:11.124	50.268	2:01.392 (2)	64.65	0.864	09:35:49.407

P16	32 F2	G.KNIGHT / S.KNIGHT	Yamaha Thundercat -			
IDEAL LAP TIME : 2:01.609		BEST LAP TIME : 2:01.825		DIFFERENCE : 0.216		
LAP	SECTOR 1	SECTOR 2	LAP TIME	MPH	DIFF	TIME OF DAY
1 -	1:14.701	51.031	2:05.732 (2)	62.41	3.907	09:27:39.251
2 -	1:10.578	51.247	2:01.825 (1)	64.42		09:29:41.076

P17	61 F1	FORREST / NIX	Yamaha - Tweedvale Motorcycles			
IDEAL LAP TIME : 1:55.743		BEST LAP TIME : 2:03.289		DIFFERENCE : 7.546		
LAP	SECTOR 1	SECTOR 2	LAP TIME	MPH	DIFF	TIME OF DAY
1 -	1:14.055	49.234	2:03.289 (1)	63.65		09:27:48.991

P18	56 F2	GILROY / OLDROYD	Yamaha Thundercay - 1st Call Refrigeration			
IDEAL LAP TIME : 2:01.303		BEST LAP TIME : 2:03.375		DIFFERENCE : 2.072		
LAP	SECTOR 1	SECTOR 2	LAP TIME	MPH	DIFF	TIME OF DAY
1 -	1:11.569	51.806	2:03.375 (1)	63.61		09:28:11.261
2 -	1:13.528	53.591	2:07.119 (2)	61.73	3.744	09:30:18.380

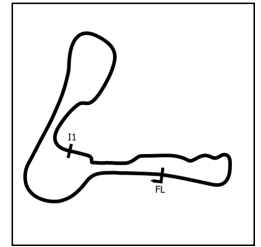
P19	52 F2	NOBLE / CAIGER	Hayes F2 - Power Tool Rentals			
IDEAL LAP TIME : 2:03.812		BEST LAP TIME : 2:03.812		DIFFERENCE : 0.000		
LAP	SECTOR 1	SECTOR 2	LAP TIME	MPH	DIFF	TIME OF DAY
1 -	1:27.422	58.835	2:26.257 (2)	53.65	22.445	09:28:24.826
2 -	1:11.753	52.059	2:03.812 (1)	63.38		09:30:28.638

P20	71 F2	BANISTER / PORTER	MRE Suzuki - Fine Cut Developments			
IDEAL LAP TIME : 2:04.648		BEST LAP TIME : 2:05.399		DIFFERENCE : 0.751		
LAP	SECTOR 1	SECTOR 2	LAP TIME	MPH	DIFF	TIME OF DAY
1 -	1:24.744	55.635	2:20.379	55.90	14.980	09:28:10.502
2 -	1:13.514	54.235	2:07.749 (3)	61.43	2.350	09:30:18.251
3 -	1:12.667	53.580	2:06.247 (2)	62.16	0.848	09:32:24.498
4 -	1:11.068	54.331	2:05.399 (1)	62.58		09:34:29.897

P21	4 F2	WILLIAMS / PARRY	Sidecar F2 -			
IDEAL LAP TIME : 2:05.710		BEST LAP TIME : 2:06.236		DIFFERENCE : 0.526		
LAP	SECTOR 1	SECTOR 2	LAP TIME	MPH	DIFF	TIME OF DAY
1 -	1:21.039	54.878	2:15.917 (2)	57.74	9.681	09:28:21.520
2 -	1:13.600	52.636	2:06.236 (1)	62.16		09:30:27.756

P22	98 F1	T.WHEATLEY / N.WHEATLEY	Ireson Yamaha - Peter Wheatley			
IDEAL LAP TIME : 2:07.702		BEST LAP TIME : 2:07.702		DIFFERENCE : 0.000		
LAP	SECTOR 1	SECTOR 2	LAP TIME	MPH	DIFF	TIME OF DAY
1 -	1:18.682	56.089	2:14.771 (2)	58.23	7.069	09:28:12.639
2 -	1:13.173	54.529	2:07.702 (1)	61.45		09:30:20.341

International Sidecar Revival Meeting @ Cadwell Park
BMCRC F1 & F2 Sidecars & FSRA Pre-Injection Sidecars
WARM UP - SECTOR ANALYSIS



SECTOR 1 = FL to I1, SECTOR 2 = I1 to FL, DIFF = Difference To Personal Best Lap, P = Crossed Finish Line in Pit Lane, D = Time Disallowed

P23 167 F1		PETTMAN / MOSS		Baker Yamaha - Wesso Racing			
IDEAL LAP TIME : 2:06.650		BEST LAP TIME : 2:08.139		DIFFERENCE : 1.489			
LAP	SECTOR 1	SECTOR 2	LAP TIME	MPH	DIFF	TIME OF DAY	
1 -	1:21.444	54.947	2:16.391 (3)	57.54	8.252	09:28:01.103	
2 -	1:16.343	53.531	2:09.874 (2)	60.42	1.735	09:30:10.977	
3 -	1:15.275	52.864	2:08.139 (1)	61.24		09:32:19.116	

P24 16 F2		SALLEH / ANDREWS		Ireson Thundercat -			
IDEAL LAP TIME : 2:07.326		BEST LAP TIME : 2:09.566		DIFFERENCE : 2.240			
LAP	SECTOR 1	SECTOR 2	LAP TIME	MPH	DIFF	TIME OF DAY	
1 -	1:21.082	56.026	2:17.108 (2)	57.24	7.542	09:28:08.141	
2 -	1:15.044	54.522	2:09.566 (1)	60.57		09:30:17.707	

P25 908 F2		SAVILLE / WOOLCOTT		Sidecar Honda -			
IDEAL LAP TIME : 2:18.835		BEST LAP TIME : 2:21.021		DIFFERENCE : 2.186			
LAP	SECTOR 1	SECTOR 2	LAP TIME	MPH	DIFF	TIME OF DAY	
1 -	1:24.180	56.841	2:21.021 (1)	55.65		09:28:07.588	

International Sidecar Revival Meeting @ Cadwell Park

BMCRC F1 & F2 Sidecars & FSRA Pre-Injection Sidecars

WARM UP - BEST SECTORS

SECTOR 1			SECTOR 2			IDEAL / BEST COMPARISON						
POS	NO	NAME	TIME	NO	NAME	TIME	POS	NO	NAME	IDEAL	BEST	DIFF
									PERFECT LAP	1:39.937		
1	70	ARCHER / HYDE	57.921	70	ARCHER / HYDE	42.016	1	70	ARCHER / HYDE	1:39.937	1:40.036	0.099
2	158	L.SAUNDERS / STELL	1:01.645	76	PEARSON / PARKER	44.361	2	158	L.SAUNDERS / STELL	1:46.386	1:46.386	0.000
3	113	HANDCOCK / BEVAN	1:01.797	158	L.SAUNDERS / STELL	44.741	3	76	PEARSON / PARKER	1:46.788	1:46.788	0.000
4	76	PEARSON / PARKER	1:02.427	69	LAMBERT / HAYNES & JAVEN	45.667	4	113	HANDCOCK / BEVAN	1:48.104	1:49.396	1.292
5	69	LAMBERT / HAYNES & JAVEN	1:02.517	29	SHIPLEY / ASTLEY	46.207	5	69	LAMBERT / HAYNES	1:48.184	1:48.184	0.000
6	146	R.SAUNDERS / SMYTH	1:03.763	113	HANDCOCK / BEVAN	46.307	6	29	SHIPLEY / ASTLEY	1:50.160	1:50.368	0.208
7	29	SHIPLEY / ASTLEY	1:03.953	146	R.SAUNDERS / SMYTH	46.895	7	146	R.SAUNDERS / SMYTH	1:50.658	1:50.658	0.000
8	61	FORREST / NIX	1:06.509	73	PRING / PARKIN	47.270	8	73	PRING / PARKIN	1:54.294	1:54.894	0.600
9	11	McVEY / ROONEY	1:06.585	30	BUTLER / SAUNDERS	47.900	9	11	McVEY / ROONEY	1:54.501	1:54.728	0.227
10	30	BUTLER / SAUNDERS	1:06.777	11	McVEY / ROONEY	47.916	10	30	BUTLER / SAUNDERS	1:54.677	1:54.677	0.000
11	73	PRING / PARKIN	1:07.024	666	HANKS / BANKS & KIRK	48.445	11	61	FORREST / NIX	1:55.743	2:03.289	7.546
12	58	EASTELL / EASTELL	1:07.517	61	FORREST / NIX	49.234	12	666	HANKS / BANKS & KIRK	1:56.590	1:56.590	0.000
13	14	FAIRHURST / BURNS	1:07.828	58	EASTELL / EASTELL	49.376	13	58	EASTELL / EASTELL	1:56.893	1:56.893	0.000
14	666	HANKS / BANKS & KIRK	1:08.145	14	FAIRHURST / BURNS	49.451	14	14	FAIRHURST / BURNS	1:57.279	1:57.279	0.000
15	127	McMAHON / RANSON	1:09.407	127	McMAHON / RANSON	50.268	15	127	McMAHON / RANSON	1:59.675	2:00.528	0.853
16	56	GILROY / OLDROYD	1:09.497	32	G.KNIGHT / S.KNIGHT	51.031	16	56	GILROY / OLDROYD	2:01.303	2:03.375	2.072
17	32	G.KNIGHT / S.KNIGHT	1:10.578	56	GILROY / OLDROYD	51.806	17	32	G.KNIGHT / S.KNIGHT	2:01.609	2:01.825	0.216
18	71	BANISTER / PORTER	1:11.068	52	NOBLE / CAIGER	52.059	18	52	NOBLE / CAIGER	2:03.812	2:03.812	0.000
19	52	NOBLE / CAIGER	1:11.753	4	WILLIAMS / PARRY	52.636	19	71	BANISTER / PORTER	2:04.648	2:05.399	0.751
20	16	SALLEH / ANDREWS	1:12.804	167	PETTMAN / MOSS	52.864	20	4	WILLIAMS / PARRY	2:05.710	2:06.236	0.526
21	4	WILLIAMS / PARRY	1:13.074	71	BANISTER / PORTER	53.580	21	167	PETTMAN / MOSS	2:06.650	2:08.139	1.489
22	98	T.WHEATLEY / N.WHEATLEY	1:13.173	16	SALLEH / ANDREWS	54.522	22	16	SALLEH / ANDREWS	2:07.326	2:09.566	2.240
23	167	PETTMAN / MOSS	1:13.786	98	T.WHEATLEY / N.WHEATLEY	54.529	23	98	T.WHEATLEY / N.WHEATLEY	2:07.702	2:07.702	0.000
24	908	SAVILLE / WOOLCOTT	1:21.994	908	SAVILLE / WOOLCOTT	56.841	24	908	SAVILLE / WOOLCOTT	2:18.835	2:21.021	2.186
25							25	96	F.GALE / B.GALE		1:51.382	

International Sidecar Revival Meeting @ Cadwell Park
BMCRC F1 & F2 Sidecars & FSRA Pre-Injection Sidecars
WARM UP - STATISTICS

Competitors Started 25
Planned Start 2024-08-04 @ 09:26:00.000
Actual Start 2024-08-04 @ 09:24:48.130
Finish Time 2024-08-04 @ 09:34:47.463
Track Length 2.1800mi.
Total Laps 81
Total Distance Covered 176.5815mi.

Session Fastest Lap History

NO	CL	NAME	LAP TIME	TIME OF DAY	LAP	VEHICLE
70	F1	ARCHER / HYDE	1:46.226	09:27:12.211	1	Adolf RS Yamaha
70	F1	ARCHER / HYDE	1:40.648	09:28:52.858	2	Adolf RS Yamaha
70	F1	ARCHER / HYDE	1:40.036	09:30:32.895	3	Adolf RS Yamaha

Flag History

TYPE	TIME OF DAY
GREEN	09:24:48.130
FINISH	09:34:47.463

Flag Statistics

TYPE	COUNT	TOTAL LAPS	TOTAL TIME
Green	1	5	12:32.565
Red	0	0	0.000
Safety Car	0	0	0.000
FCY	0	0	0.000

International Sidecar Revival Meeting @ Cadwell Park
BMCRC F1 & F2 Sidecars & FSRA Pre-Injection Sidecars
WARM UP - STATISTICS

CLASS : F1

3 Starters

Fastest Lap History

NO	NAME	LAP TIME	TIME OF DAY	LAP	VEHICLE
70	ARCHER / HYDE	1:46.226	09:27:12.211	1	Adolf RS Yamaha
70	ARCHER / HYDE	1:40.648	09:28:52.858	2	Adolf RS Yamaha
70	ARCHER / HYDE	1:40.036	09:30:32.895	3	Adolf RS Yamaha

International Sidecar Revival Meeting @ Cadwell Park
BMCRC F1 & F2 Sidecars & FSRA Pre-Injection Sidecars
WARM UP - STATISTICS

CLASS : F2

11 Starters

Fastest Lap History

NO	NAME	LAP TIME	TIME OF DAY	LAP	VEHICLE
146	R.SAUNDERS / SMYTH	1:54.152	09:27:20.313	1	LCR Suzuki
146	R.SAUNDERS / SMYTH	1:51.761	09:29:12.076	2	LCR Suzuki
76	PEARSON / PARKER	1:49.620	09:29:24.417	2	LCR F2
69	LAMBERT / HAYNES & JAVENS	1:48.609	09:29:47.398	2	LCR Honda
76	PEARSON / PARKER	1:46.788	09:31:11.204	3	LCR F2
158	L.SAUNDERS / STELL	1:46.386	09:31:48.926	3	Shelbourne Honda

International Sidecar Revival Meeting @ Cadwell Park
BMCRC F1 & F2 Sidecars & FSRA Pre-Injection Sidecars
WARM UP - STATISTICS

CLASS : F1

5 Starters

Fastest Lap History

NO	NAME	LAP TIME	TIME OF DAY	LAP	VEHICLE
14	FAIRHURST / BURNS	2:03.123	09:27:37.897	1	Yamaha F1
14	FAIRHURST / BURNS	1:59.541	09:29:37.438	2	Yamaha F1
14	FAIRHURST / BURNS	1:57.279	09:31:34.718	3	Yamaha F1
11	McVEY / ROONEY	1:54.728	09:33:36.845	4	Derbyshire Suzuki

International Sidecar Revival Meeting @ Cadwell Park
BMCRC F1 & F2 Sidecars & FSRA Pre-Injection Sidecars
WARM UP - STATISTICS

CLASS : F2

7 Starters

Fastest Lap History

NO	NAME	LAP TIME	TIME OF DAY	LAP	VEHICLE
32	G.KNIGHT / S.KNIGHT	2:05.732	09:27:39.274	1	Yamaha Thundercat
56	GILROY / OLDROYD	2:03.375	09:28:11.285	1	Yamaha Thundercay
32	G.KNIGHT / S.KNIGHT	2:01.825	09:29:41.098	2	Yamaha Thundercat



International Sidecar Revival Meeting @ Cadwell Park

BMCRC F1 & F2 Sidecars

RACE 4 - CLASSIFICATION

Race Distance: 8 Laps / 17.44 miles

POS	NO	CL	PIC	NAME	ENTRY	LAPS	TIME	GAP	DIFF	MPH	BEST	ON	GRD	↑↓
1	70	F1	1	ARCHER / HYDE	Adolf RS Yamaha - Hannafin Contracors	8	13:38.170			76.73	1:39.847	2	1	0
2	69	F2	1	LAMBERT / HAYNES & JAVEN	LCR Honda - Graham Anne Ward	8	14:04.034	25.864	25.864	74.38	1:44.041	7	4	2
3	113	F2	2	HANDCOCK / BEVAN	Shelbourne F2 - r j contracting	8	14:05.957	27.787	1.923	74.21	1:44.479	5	7	4
4	62	F1	2	WRIGHT / BAILEY	Ryde Yamaha - Stainless Steel Designs Ltd.	8	14:07.377	29.207	1.420	74.09	1:43.331	2	2	-2
5	37	F2	3	MORPHET / RYDER	LCR Suzuki -	8	14:10.084	31.914	2.707	73.85	1:44.100	8	5	0
6	158	F2	4	L.SAUNDERS / STELL	Shelbourne Honda - The Royal Oak Worleston	8	14:11.538	33.368	1.454	73.73	1:45.112	3	9	3
7	83	F2	5	BUCHANAN / EVANS	Lumley Kawasaki - Bull Inn Racing	8	14:17.233	39.063	5.695	73.24	1:44.008	8	10	3
8	121	F1	3	LAWRENCE / PYMM	LCR Yamaha - highfield transport, JHM autos	8	14:28.478	50.308	11.245	72.29	1:46.051	3	6	-2
9	26	F2	6	KING / SIGSWORTH	Lumley Ireson F2 - Townsend Motors	8	14:33.294	55.124	4.816	71.89	1:46.360	3	12	3
10	29	F2	7	SHIPLEY / ASTLEY	LCR Suzuki -	8	14:36.490	58.320	3.196	71.63	1:47.406	7	16	6
11	24	F2	8	THOMAS / JAMES	Ireson Honda - Team Walters And Thomas Sidecar racing	8	14:36.650	58.480	0.160	71.61	1:45.732	2	8	-3
12	61	F1	4	FORREST / NIX	Yamaha - Tweedvale Motorcycles	8	14:48.068	1:09.898	11.418	70.69	1:48.840	2	14	2
13	60	F1	5	MOLYNEUX / COPPOCK	Baker Suzuki -	8	14:48.987	1:10.817	0.919	70.62	1:48.525	2	11	-2
14	73	F2	9	PRING / PARKIN	Shand Suzuki - R & M Appleby Ltd	8	14:49.850	1:11.680	0.863	70.55	1:48.779	8	20	6
15	96	F2	10	F.GALE / B.GALE	Ireson KTM 790 - 4everTT	8	14:50.907	1:12.737	1.057	70.47	1:48.514	8	18	3
16	666	F2	11	HANKS / BANKS & KIRK	GLR Honda - JHM racing / Greg Lambert Racing	7	13:40.369	1 Lap	1 Lap	66.96	1:54.545	2	15	-1
17	76	F2	12	PEARSON / PARKER	LCR F2 -	7	13:41.491	1 Lap	1.122	66.87	1:55.157	2	23	6
18	356	F2	13	CROWE / WHEELER	Suzuki Suzuki -	7	13:52.406	1 Lap	10.915	65.99	1:56.782	7	22	4
19	19	F1	6	MACBRIDE / HILDIGE	LCR Yamaha 600 - Lifesafety Motorsport	7	14:42.426	1 Lap	50.020	62.25	2:02.711	4	25	6
20	167	F1	7	PETTMAN / STAVELEY	Baker Yamaha - Wesso Racing	7	15:13.297	1 Lap	30.871	60.15	2:01.075	3		

NOT CLASSIFIED

DNF	20	F1		D'HENIN / REA	Adolf RS 600 - FLORacing	4	7:27.591	4 Laps	3 Laps	70.13	1:47.599	3	13	
DNF	146	F2		R.SAUNDERS / SMYTH	LCR Suzuki -	3	5:41.916	5 Laps	1 Lap	68.85	1:49.199	2	17	
DNF	30	F2		BUTLER / SAUNDERS	Ireson F2 - MDK Office Seating Ltd / Marin Motorsport	0							19	

NOT STARTED

NS	58	F2		EASTELL / EASTELL	Windle F2 - Lee Eastell Engineering services ltd								26	
----	----	----	--	-------------------	--------------------------------------------------	--	--	--	--	--	--	--	----	--

FASTEST LAP

70	F1			ARCHER / HYDE	Adolf RS Yamaha - Hannafin Contracors	2	1:39.847			78.60 mph			126.49 kph	
83	F2			BUCHANAN / EVANS	Lumley Kawasaki - Bull Inn Racing	8	1:44.008			75.45 mph			121.43 kph	

Comments:

#62 - 10 second penalty - jump start

Class F1 - 92.5% of Race Speed = 70.97 mph

Class F2 - 92.5% of Race Speed = 68.80 mph

Weather / Track : Overcast / Dry

Date: 04/08/2024 Start: 11:17 Finish: 11:31

These results are provisional until the conclusion of any judicial and technical matters.

Cadwell Park: 2.1800 miles

Clerk Of Course:

Tony MacBride

Stewards:

Timekeeper:

Richard Evans



Results can be found at www.tsl-timing.com

Printed - 11:34 Sunday, 04 August 2024



International Sidecar Revival Meeting @ Cadwell Park

BMCRC F1 & F2 Sidecars

RACE 4 - LAP CHART

LAP 1 @ 11:19:26.898

NO	BEHIND	LAP TIME
70		1:45.873
62	3.325	1:49.198
69	5.189	1:51.062
158	6.453	1:52.326
113	6.811	1:52.684
24	7.875	1:53.748
37	8.150	1:54.023
83	8.356	1:54.229
26	9.308	1:55.181
60	10.483	1:56.356
121	11.504	1:57.377
20	11.570	1:57.443
146	12.190	1:58.063
29	12.357	1:58.230
61	13.332	1:59.205
73	14.500	2:00.373
96	17.005	2:02.878
666	17.796	2:03.669
76	19.089	2:04.962
356	22.862	2:08.735
19	27.758	2:13.631
167	28.633	2:14.506

LAP 2 @ 11:21:06.745

NO	BEHIND	LAP TIME
70		1:39.847
62	6.809	1:43.331
69	10.524	1:45.182
113	11.607	1:44.643
158	12.471	1:45.865
24	13.760	1:45.732
37	14.103	1:45.800
83	15.218	1:46.709
26	16.413	1:46.952
60	19.161	1:48.525
121	19.397	1:47.740
20	21.371	1:49.648
146	21.542	1:49.199
29	21.580	1:49.070
61	22.325	1:48.840
73	24.897	1:50.244
96	27.210	1:50.052
666	32.494	1:54.545
76	34.399	1:55.157
356	41.207	1:58.192
19	52.768	2:04.857
167	52.920	2:04.134

LAP 3 @ 11:22:47.065

NO	BEHIND	LAP TIME
70		1:40.320
62	10.305	1:43.816
69	15.314	1:45.110
113	15.807	1:44.520
158	17.263	1:45.112
37	19.420	1:45.637
24	20.157	1:46.717
83	20.544	1:45.646
26	22.453	1:46.360
121	25.128	1:46.051
60	27.876	1:49.035
20	28.650	1:47.599

29	28.988	1:47.728
61	32.950	1:50.945
73	34.064	1:49.487
146	35.876	1:54.654
96	37.141	1:50.251
666	50.793	1:58.619
76	51.020	1:56.941
356	58.285	1:57.398
167	1:13.675	2:01.075
19	1:16.011	2:03.563

LAP 4 @ 11:24:28.175

NO	BEHIND	LAP TIME
70		1:41.110
62	13.272	1:44.077
69	18.530	1:44.326
113	19.197	1:44.500
158	21.997	1:45.844
37	22.547	1:44.237
83	28.196	1:48.762
26	30.274	1:48.931
121	31.393	1:47.375
24	34.012	1:54.965
29	36.821	1:48.943
60	38.263	1:51.497
20	40.441	1:52.901
61	41.323	1:49.483
73	42.473	1:49.519
96	45.665	1:49.634
666	1:05.963	1:56.280
76	1:07.193	1:57.283
356	1:14.321	1:57.146
167	1:35.983	2:03.418
19	1:37.612	2:02.711

LAP 5 @ 11:26:09.200

NO	BEHIND	LAP TIME
70		1:41.025
62	15.652	1:43.405
69	21.927	1:44.422
113	22.651	1:44.479
158	26.482	1:45.510
37	26.732	1:45.210
83	31.429	1:44.258
26	37.395	1:48.146
121	37.539	1:47.171
24	41.444	1:48.457
29	43.323	1:47.527
60	46.843	1:49.605
61	51.535	1:51.237
73	52.257	1:50.809
96	53.894	1:49.254
666	1:20.273	1:55.335
76	1:21.990	1:55.822
356	1:30.138	1:56.842

LAP 6 @ 11:27:51.917

NO	BEHIND	LAP TIME
70		1:42.717
62	18.388	1:45.453
19	1 Lap	2:06.398
69	24.475	1:45.265
113	25.010	1:45.076
158	28.953	1:45.188

37	29.315	1:45.300
83	33.989	1:45.277
121	43.759	1:48.937
26	44.439	1:49.761
24	47.213	1:48.486
167	1 Lap	2:35.291
29	48.231	1:47.625
60	53.501	1:49.375
61	58.010	1:49.192
73	59.595	1:50.055
96	1:00.956	1:49.779
666	1:33.714	1:56.158
76	1:34.559	1:55.286

LAP 7 @ 11:29:34.157

NO	BEHIND	LAP TIME
70		1:42.240
356	1 Lap	1:57.311
62	20.162	1:44.014
69	26.276	1:44.041
113	27.904	1:45.134
158	32.590	1:45.877
37	32.852	1:45.777
83	40.093	1:48.344
19	1 Lap	2:05.114
121	48.486	1:46.967
26	50.494	1:48.295
24	53.105	1:48.132
29	53.397	1:47.406
60	1:03.596	1:52.335
61	1:05.628	1:49.858
73	1:07.939	1:50.584
96	1:09.261	1:50.545
167	1 Lap	2:07.452

LAP 8 @ 11:31:19.195

NO	BEHIND	LAP TIME
70		1:45.038
666	1 Lap	1:55.763
76	1 Lap	1:56.040
356	1 Lap	1:56.782
62	19.207	1:44.083
69	25.864	1:44.626
113	27.787	1:44.921
37	31.914	1:44.100
158	33.368	1:45.816
83	39.063	1:44.008
121	50.308	1:46.860
26	55.124	1:49.668
29	58.320	1:49.961
24	58.480	1:50.413
19	1 Lap	2:06.152
61	1:09.898	1:49.308
60	1:10.817	1:52.259
73	1:11.680	1:48.779
96	1:12.737	1:48.514
167	1 Lap	2:07.421

International Sidecar Revival Meeting @ Cadwell Park

BMCRC F1 & F2 Sidecars

RACE 4 - POSITION CHART

No	Name	Lap								
		Pos	1	2	3	4	5	6	7	8
70	ARCHER / HYDE	1	70	70	70	70	70	70	70	70
62	WRIGHT / BAILEY	2	62	62	62	62	62	62	62	62
69	LAMBERT / HAYNES &	3	69	69	69	69	69	69	69	69
37	MORPHET / RYDER	4	158	113	113	113	113	113	113	113
121	LAWRENCE / PYMM	5	113	158	158	158	158	158	158	37
113	HANDCOCK / BEVAN	6	24	24	37	37	37	37	37	158
24	THOMAS / JAMES	7	37	37	24	83	83	83	83	83
158	L.SAUNDERS / STELL	8	83	83	83	26	26	121	121	121
83	BUCHANAN / EVANS	9	26	26	26	121	121	26	26	26
60	MOLYNEUX / COPPOC	10	60	60	121	24	24	24	24	29
26	KING / SIGSWORTH	11	121	121	60	29	29	29	29	24
20	D'HENIN / REA	12	20	20	20	60	60	60	60	61
61	FORREST / NIX	13	146	146	29	20	61	61	61	60
666	HANKS / BANKS & KIR	14	29	29	61	61	73	73	73	73
29	SHIPLEY / ASTLEY	15	61	61	73	73	96	96	96	96
146	R.SAUNDERS / SMYTH	16	73	73	146	96	666	666	666	
96	F.GALE / B.GALE	17	96	96	96	666	76	76	76	
30	BUTLER / SAUNDERS	18	666	666	666	76	356	356	356	
73	PRING / PARKIN	19	76	76	76	356	19	19	19	
356	CROWE / WHEELER	20	356	356	356	167	167	167	167	
76	PEARSON / PARKER	21	19	19	167	19				
19	MACBRIDE / HILDIGE	22	167	167	19					
58	EASTELL / EASTELL	23								
167	PETTMAN / STAVELEY	24								

International Sidecar Revival Meeting @ Cadwell Park

BMCRC F1 & F2 Sidecars

RACE 4 - SECTOR ANALYSIS



SECTOR 1 = FL to I1, SECTOR 2 = I1 to FL, DIFF = Difference To Personal Best Lap, P = Crossed Finish Line in Pit Lane, D = Time Disallowed

P1 70 F1		ARCHER / HYDE		Adolf RS Yamaha - Hannafin Contractors			
IDEAL LAP TIME : 1:39.755		BEST LAP TIME : 1:39.847		DIFFERENCE : 0.092			
LAP	SECTOR 1	SECTOR 2	LAP TIME	MPH	DIFF	TIME OF DAY	
1 -		42.256	1:45.873	74.12	6.026	11:19:26.898	
2 -	57.499	42.348	1:39.847 (1)	78.60		11:21:06.745	
3 -	57.938	42.382	1:40.320 (2)	78.23	0.473	11:22:47.065	
4 -	58.310	42.800	1:41.110	77.61	1.263	11:24:28.175	
5 -	58.695	42.330	1:41.025 (3)	77.68	1.178	11:26:09.200	
6 -	1:00.275	42.442	1:42.717	76.40	2.870	11:27:51.917	
7 -	58.843	43.397	1:42.240	76.76	2.393	11:29:34.157	
8 -	59.132	45.906	1:45.038	74.71	5.191	11:31:19.195	

P2 69 F2		LAMBERT / HAYNES & JAVENS		LCR Honda - Graham Anne Ward			
IDEAL LAP TIME : 1:43.927		BEST LAP TIME : 1:44.041		DIFFERENCE : 0.114			
LAP	SECTOR 1	SECTOR 2	LAP TIME	MPH	DIFF	TIME OF DAY	
1 -		44.646	1:51.062	70.66	7.021	11:19:32.087	
2 -	1:01.053	44.129	1:45.182	74.61	1.141	11:21:17.269	
3 -	1:00.423	44.687	1:45.110	74.66	1.069	11:23:02.379	
4 -	1:00.425	43.901	1:44.326 (2)	75.22	0.285	11:24:46.705	
5 -	1:00.120	44.302	1:44.422 (3)	75.15	0.381	11:26:31.127	
6 -	1:01.157	44.108	1:45.265	74.55	1.224	11:28:16.392	
7 -	1:00.234	43.807	1:44.041 (1)	75.43		11:30:00.433	
8 -	1:00.424	44.202	1:44.626	75.01	0.585	11:31:45.059	

P3 113 F2		HANDCOCK / BEVAN		Shelbourne F2 - r j contracting			
IDEAL LAP TIME : 1:43.855		BEST LAP TIME : 1:44.479		DIFFERENCE : 0.624			
LAP	SECTOR 1	SECTOR 2	LAP TIME	MPH	DIFF	TIME OF DAY	
1 -		45.252	1:52.684	69.64	8.205	11:19:33.709	
2 -	1:00.178	44.465	1:44.643	74.99	0.164	11:21:18.352	
3 -	59.993	44.527	1:44.520 (3)	75.08	0.041	11:23:02.872	
4 -	1:00.443	44.057	1:44.500 (2)	75.10	0.021	11:24:47.372	
5 -	59.798	44.681	1:44.479 (1)	75.11		11:26:31.851	
6 -	1:00.724	44.352	1:45.076	74.68	0.597	11:28:16.927	
7 -	1:00.157	44.977	1:45.134	74.64	0.655	11:30:02.061	
8 -	59.863	45.058	1:44.921	74.79	0.442	11:31:46.982	

P4 62 F1		WRIGHT / BAILEY		Ryde Yamaha - Stainless Steel Designs Ltd.			
IDEAL LAP TIME : 1:42.670		BEST LAP TIME : 1:43.331		DIFFERENCE : 0.661			
LAP	SECTOR 1	SECTOR 2	LAP TIME	MPH	DIFF	TIME OF DAY	
1 -		43.591	1:49.198	71.86	5.867	11:19:30.223	
2 -	59.079	44.252	1:43.331 (1)	75.95		11:21:13.554	
3 -	59.857	43.959	1:43.816 (3)	75.59	0.485	11:22:57.370	
4 -	59.906	44.171	1:44.077	75.40	0.746	11:24:41.447	
5 -	59.551	43.854	1:43.405 (2)	75.89	0.074	11:26:24.852	
6 -	1:00.269	45.184	1:45.453	74.42	2.122	11:28:10.305	
7 -	59.614	44.400	1:44.014	75.45	0.683	11:29:54.319	
8 -	59.975	44.108	1:44.083	75.40	0.752	11:31:38.402	

P5 37 F2		MORPHET / RYDER		LCR Suzuki -			
IDEAL LAP TIME : 1:43.960		BEST LAP TIME : 1:44.100		DIFFERENCE : 0.140			
LAP	SECTOR 1	SECTOR 2	LAP TIME	MPH	DIFF	TIME OF DAY	
1 -		45.304	1:54.023	68.82	9.923	11:19:35.048	
2 -	1:01.100	44.700	1:45.800	74.17	1.700	11:21:20.848	
3 -	1:01.079	44.558	1:45.637	74.29	1.537	11:23:06.485	
4 -	1:00.279	43.958	1:44.237 (2)	75.29	0.137	11:24:50.722	
5 -	1:00.004	45.206	1:45.210 (3)	74.59	1.110	11:26:35.932	
6 -	1:01.034	44.266	1:45.300	74.53	1.200	11:28:21.232	
7 -	1:01.019	44.758	1:45.777	74.19	1.677	11:30:07.009	
8 -	1:00.144	43.956	1:44.100 (1)	75.38		11:31:51.109	

International Sidecar Revival Meeting @ Cadwell Park

BMCRC F1 & F2 Sidecars

RACE 4 - SECTOR ANALYSIS



SECTOR 1 = FL to I1, SECTOR 2 = I1 to FL, DIFF = Difference To Personal Best Lap, P = Crossed Finish Line in Pit Lane, D = Time Disallowed

P6 158 F2		L.SAUNDERS / STELL		Shelbourne Honda - The Royal Oak Worleston		
IDEAL LAP TIME : 1:44.406		BEST LAP TIME : 1:45.112		DIFFERENCE : 0.706		
LAP	SECTOR 1	SECTOR 2	LAP TIME	MPH	DIFF	TIME OF DAY
1 -		45.033	1:52.326	69.86	7.214	11:19:33.351
2 -	1:01.116	44.749	1:45.865	74.13	0.753	11:21:19.216
3 -	1:00.037	45.075	1:45.112 (1)	74.66		11:23:04.328
4 -	1:00.284	45.560	1:45.844	74.14	0.732	11:24:50.172
5 -	1:00.243	45.267	1:45.510 (3)	74.38	0.398	11:26:35.682
6 -	1:00.819	44.369	1:45.188 (2)	74.60	0.076	11:28:20.870
7 -	1:00.999	44.878	1:45.877	74.12	0.765	11:30:06.747
8 -	1:01.358	44.458	1:45.816	74.16	0.704	11:31:52.563

P7 83 F2		BUCHANAN / EVANS		Lumley Kawasaki - Bull Inn Racing		
IDEAL LAP TIME : 1:44.008		BEST LAP TIME : 1:44.008		DIFFERENCE : 0.000		
LAP	SECTOR 1	SECTOR 2	LAP TIME	MPH	DIFF	TIME OF DAY
1 -		45.246	1:54.229	68.70	10.221	11:19:35.254
2 -	1:01.197	45.512	1:46.709	73.54	2.701	11:21:21.963
3 -	1:00.703	44.943	1:45.646	74.28	1.638	11:23:07.609
4 -	1:01.785	46.977	1:48.762	72.15	4.754	11:24:56.371
5 -	1:00.062	44.196	1:44.258 (2)	75.27	0.250	11:26:40.629
6 -	1:00.182	45.095	1:45.277 (3)	74.54	1.269	11:28:25.906
7 -	1:00.286	48.058	1:48.344	72.43	4.336	11:30:14.250
8 -	59.874	44.134	1:44.008 (1)	75.45		11:31:58.258

P8 121 F1		LAWRENCE / PYMM		LCR Yamaha - highfield transport, JHM autos		
IDEAL LAP TIME : 1:45.839		BEST LAP TIME : 1:46.051		DIFFERENCE : 0.212		
LAP	SECTOR 1	SECTOR 2	LAP TIME	MPH	DIFF	TIME OF DAY
1 -		46.069	1:57.377	66.86	11.326	11:19:38.402
2 -	1:01.878	45.862	1:47.740	72.84	1.689	11:21:26.142
3 -	1:00.948	45.103	1:46.051 (1)	74.00		11:23:12.193
4 -	1:02.069	45.306	1:47.375	73.09	1.324	11:24:59.568
5 -	1:01.380	45.791	1:47.171	73.22	1.120	11:26:46.739
6 -	1:01.145	47.792	1:48.937	72.04	2.886	11:28:35.676
7 -	1:01.654	45.313	1:46.967 (3)	73.36	0.916	11:30:22.643
8 -	1:01.969	44.891	1:46.860 (2)	73.44	0.809	11:32:09.503

P9 26 F2		KING / SIGSWORTH		Lumley Ireson F2 - Townsend Motors		
IDEAL LAP TIME : 1:46.360		BEST LAP TIME : 1:46.360		DIFFERENCE : 0.000		
LAP	SECTOR 1	SECTOR 2	LAP TIME	MPH	DIFF	TIME OF DAY
1 -		45.472	1:55.181	68.13	8.821	11:19:36.206
2 -	1:01.440	45.512	1:46.952 (2)	73.37	0.592	11:21:23.158
3 -	1:01.235	45.125	1:46.360 (1)	73.78		11:23:09.518
4 -	1:03.034	45.897	1:48.931	72.04	2.571	11:24:58.449
5 -	1:01.970	46.176	1:48.146 (3)	72.56	1.786	11:26:46.595
6 -	1:02.381	47.380	1:49.761	71.50	3.401	11:28:36.356
7 -	1:02.296	45.999	1:48.295	72.46	1.935	11:30:24.651
8 -	1:03.759	45.909	1:49.668	71.56	3.308	11:32:14.319

P10 29 F2		SHIPLEY / ASTLEY		LCR Suzuki -		
IDEAL LAP TIME : 1:47.336		BEST LAP TIME : 1:47.406		DIFFERENCE : 0.070		
LAP	SECTOR 1	SECTOR 2	LAP TIME	MPH	DIFF	TIME OF DAY
1 -		46.230	1:58.230	66.37	10.824	11:19:39.255
2 -	1:03.220	45.850	1:49.070	71.95	1.664	11:21:28.325
3 -	1:02.390	45.338	1:47.728	72.85	0.322	11:23:16.053
4 -	1:02.774	46.169	1:48.943	72.03	1.537	11:25:04.996
5 -	1:02.048	45.479	1:47.527 (2)	72.98	0.121	11:26:52.523
6 -	1:02.205	45.420	1:47.625 (3)	72.92	0.219	11:28:40.148
7 -	1:02.118	44.288	1:47.406 (1)	73.06		11:30:27.554
8 -	1:03.119	46.842	1:49.961	71.37	2.555	11:32:17.515

International Sidecar Revival Meeting @ Cadwell Park

BMCRC F1 & F2 Sidecars

RACE 4 - SECTOR ANALYSIS



SECTOR 1 = FL to I1, SECTOR 2 = I1 to FL, DIFF = Difference To Personal Best Lap, P = Crossed Finish Line in Pit Lane, D = Time Disallowed

P11 24 F2		THOMAS / JAMES		Ireson Honda - Team Walters And Thomas Sidecar racing			
IDEAL LAP TIME : 1:45.434		BEST LAP TIME : 1:45.732		DIFFERENCE : 0.298			
LAP	SECTOR 1	SECTOR 2	LAP TIME	MPH	DIFF	TIME OF DAY	
1 -		45.731	1:53.748	68.99	8.016	11:19:34.773	
2 -	1:01.022	44.710	1:45.732 (1)	74.22		11:21:20.505	
3 -	1:00.724	45.993	1:46.717 (2)	73.54	0.985	11:23:07.222	
4 -	1:01.869	53.096	1:54.965	68.26	9.233	11:25:02.187	
5 -	1:02.355	46.102	1:48.457	72.36	2.725	11:26:50.644	
6 -	1:02.432	46.054	1:48.486	72.34	2.754	11:28:39.130	
7 -	1:01.808	46.324	1:48.132 (3)	72.57	2.400	11:30:27.262	
8 -	1:02.730	47.683	1:50.413	71.07	4.681	11:32:17.675	

P12 61 F1		FORREST / NIX		Yamaha - Tweedvale Motorcycles			
IDEAL LAP TIME : 1:48.365		BEST LAP TIME : 1:48.840		DIFFERENCE : 0.475			
LAP	SECTOR 1	SECTOR 2	LAP TIME	MPH	DIFF	TIME OF DAY	
1 -		46.212	1:59.205	65.83	10.365	11:19:40.230	
2 -	1:02.968	45.872	1:48.840 (1)	72.10		11:21:29.070	
3 -	1:04.230	46.715	1:50.945	70.73	2.105	11:23:20.015	
4 -	1:03.329	46.154	1:49.483	71.68	0.643	11:25:09.498	
5 -	1:04.952	46.285	1:51.237	70.55	2.397	11:27:00.735	
6 -	1:03.669	45.523	1:49.192 (2)	71.87	0.352	11:28:49.927	
7 -	1:04.461	45.397	1:49.858	71.43	1.018	11:30:39.785	
8 -	1:03.310	45.998	1:49.308 (3)	71.79	0.468	11:32:29.093	

P13 60 F1		MOLYNEUX / COPPOCK		Baker Suzuki -			
IDEAL LAP TIME : 1:48.525		BEST LAP TIME : 1:48.525		DIFFERENCE : 0.000			
LAP	SECTOR 1	SECTOR 2	LAP TIME	MPH	DIFF	TIME OF DAY	
1 -		46.080	1:56.356	67.44	7.831	11:19:37.381	
2 -	1:02.555	45.970	1:48.525 (1)	72.31		11:21:25.906	
3 -	1:02.582	46.453	1:49.035 (2)	71.97	0.510	11:23:14.941	
4 -	1:03.721	47.776	1:51.497	70.38	2.972	11:25:06.438	
5 -	1:03.280	46.325	1:49.605	71.60	1.080	11:26:56.043	
6 -	1:03.100	46.275	1:49.375 (3)	71.75	0.850	11:28:45.418	
7 -	1:04.855	47.480	1:52.335	69.86	3.810	11:30:37.753	
8 -	1:04.864	47.395	1:52.259	69.91	3.734	11:32:30.012	

P14 73 F2		PRING / PARKIN		Shand Suzuki - R & M Appleby Ltd			
IDEAL LAP TIME : 1:48.575		BEST LAP TIME : 1:48.779		DIFFERENCE : 0.204			
LAP	SECTOR 1	SECTOR 2	LAP TIME	MPH	DIFF	TIME OF DAY	
1 -		46.774	2:00.373	65.19	11.594	11:19:41.398	
2 -	1:03.824	46.420	1:50.244	71.18	1.465	11:21:31.642	
3 -	1:03.974	45.513	1:49.487 (2)	71.68	0.708	11:23:21.129	
4 -	1:03.820	45.699	1:49.519 (3)	71.65	0.740	11:25:10.648	
5 -	1:04.151	46.658	1:50.809	70.82	2.030	11:27:01.457	
6 -	1:04.054	46.001	1:50.055	71.31	1.276	11:28:51.512	
7 -	1:03.125	47.459	1:50.584	70.96	1.805	11:30:42.096	
8 -	1:03.329	45.450	1:48.779 (1)	72.14		11:32:30.875	

P15 96 F2		F.GALE / B.GALE		Ireson KTM 790 - 4everTT			
IDEAL LAP TIME : 1:48.384		BEST LAP TIME : 1:48.514		DIFFERENCE : 0.130			
LAP	SECTOR 1	SECTOR 2	LAP TIME	MPH	DIFF	TIME OF DAY	
1 -		48.300	2:02.878	63.86	14.364	11:19:43.903	
2 -	1:03.636	46.416	1:50.052	71.31	1.538	11:21:33.955	
3 -	1:03.644	46.607	1:50.251	71.18	1.737	11:23:24.206	
4 -	1:03.061	46.573	1:49.634 (3)	71.58	1.120	11:25:13.840	
5 -	1:02.954	46.300	1:49.254 (2)	71.83	0.740	11:27:03.094	
6 -	1:02.777	47.002	1:49.779	71.48	1.265	11:28:52.873	
7 -	1:03.117	47.428	1:50.545	70.99	2.031	11:30:43.418	
8 -	1:02.907	45.607	1:48.514 (1)	72.32		11:32:31.932	

International Sidecar Revival Meeting @ Cadwell Park

BMCRC F1 & F2 Sidecars

RACE 4 - SECTOR ANALYSIS



SECTOR 1 = FL to I1, SECTOR 2 = I1 to FL, DIFF = Difference To Personal Best Lap, P = Crossed Finish Line in Pit Lane, D = Time Disallowed

P16 666 F2 HANKS / BANKS & KIRK		GLR Honda - JHM racing / Greg Lambert Racing				
IDEAL LAP TIME : 1:53.918		BEST LAP TIME : 1:54.545		DIFFERENCE : 0.627		
LAP	SECTOR 1	SECTOR 2	LAP TIME	MPH	DIFF	TIME OF DAY
1 -		49.387	2:03.669	63.46	9.124	11:19:44.694
2 -	1:05.454	49.091	1:54.545 (1)	68.51		11:21:39.239
3 -	1:07.546	51.073	1:58.619	66.16	4.074	11:23:37.858
4 -	1:07.365	48.915	1:56.280	67.49	1.735	11:25:34.138
5 -	1:06.871	48.464	1:55.335 (2)	68.04	0.790	11:27:29.473
6 -	1:06.820	49.338	1:56.158	67.56	1.613	11:29:25.631
7 -	1:06.084	49.679	1:55.763 (3)	67.79	1.218	11:31:21.394

P17 76 F2 PEARSON / PARKER		LCR F2 -				
IDEAL LAP TIME : 1:53.213		BEST LAP TIME : 1:55.157		DIFFERENCE : 1.944		
LAP	SECTOR 1	SECTOR 2	LAP TIME	MPH	DIFF	TIME OF DAY
1 -		48.405	2:04.962	62.80	9.805	11:19:45.987
2 -	1:06.928	48.229	1:55.157 (1)	68.15		11:21:41.144
3 -	1:07.422	49.519	1:56.941	67.11	1.784	11:23:38.085
4 -	1:07.471	49.812	1:57.283	66.91	2.126	11:25:35.368
5 -	1:08.277	47.545	1:55.822 (3)	67.75	0.665	11:27:31.190
6 -	1:07.877	47.409	1:55.286 (2)	68.07	0.129	11:29:26.476
7 -	1:05.804	50.236	1:56.040	67.63	0.883	11:31:22.516

P18 356 F2 CROWE / WHEELER		Suzuki Suzuki -				
IDEAL LAP TIME : 1:56.430		BEST LAP TIME : 1:56.782		DIFFERENCE : 0.352		
LAP	SECTOR 1	SECTOR 2	LAP TIME	MPH	DIFF	TIME OF DAY
1 -		49.624	2:08.735	60.96	11.953	11:19:49.760
2 -	1:08.553	49.639	1:58.192	66.40	1.410	11:21:47.952
3 -	1:08.259	49.139	1:57.398	66.85	0.616	11:23:45.350
4 -	1:07.919	49.227	1:57.146 (3)	66.99	0.364	11:25:42.496
5 -	1:08.012	48.830	1:56.842 (2)	67.16	0.060	11:27:39.338
6 -	1:07.864	49.447	1:57.311	66.89	0.529	11:29:36.649
7 -	1:08.216	48.566	1:56.782 (1)	67.20		11:31:33.431

P19 19 F1 MACBRIDE / HILDIGE		LCR Yamaha 600 - Lifesafety Motorsport				
IDEAL LAP TIME : 2:01.945		BEST LAP TIME : 2:02.711		DIFFERENCE : 0.766		
LAP	SECTOR 1	SECTOR 2	LAP TIME	MPH	DIFF	TIME OF DAY
1 -		52.139	2:13.631	58.72	10.920	11:19:54.656
2 -	1:11.752	53.105	2:04.857 (3)	62.85	2.146	11:21:59.513
3 -	1:12.048	51.515	2:03.563 (2)	63.51	0.852	11:24:03.076
4 -	1:10.430	52.281	2:02.711 (1)	63.95		11:26:05.787
5 -	1:12.663	53.735	2:06.398	62.09	3.687	11:28:12.185
6 -	1:12.154	52.960	2:05.114	62.72	2.403	11:30:17.299
7 -	1:13.993	52.159	2:06.152	62.21	3.441	11:32:23.451

P20 167 F1 PETTMAN / STAVELEY		Baker Yamaha - Wesso Racing				
IDEAL LAP TIME : 2:01.075		BEST LAP TIME : 2:01.075		DIFFERENCE : 0.000		
LAP	SECTOR 1	SECTOR 2	LAP TIME	MPH	DIFF	TIME OF DAY
1 -		51.577	2:14.506	58.34	13.431	11:19:55.531
2 -	1:11.690	52.444	2:04.134 (3)	63.22	3.059	11:21:59.665
3 -	1:10.419	50.656	2:01.075 (1)	64.81		11:24:00.740
4 -	1:12.315	51.103	2:03.418 (2)	63.58	2.343	11:26:04.158
5 -	1:29.340	1:05.951	2:35.291	50.53	34.216	11:28:39.449
6 -	1:14.901	52.551	2:07.452	61.57	6.377	11:30:46.901
7 -	1:13.166	54.255	2:07.421	61.59	6.346	11:32:54.322

International Sidecar Revival Meeting @ Cadwell Park

BMCRC F1 & F2 Sidecars

RACE 4 - SECTOR ANALYSIS



SECTOR 1 = FL to I1, SECTOR 2 = I1 to FL, DIFF = Difference To Personal Best Lap, P = Crossed Finish Line in Pit Lane, D = Time Disallowed

P21		20 F1		D'HENIN / REA		Adolf RS 600 - FLORacing	
IDEAL LAP TIME : 1:47.599		BEST LAP TIME : 1:47.599		DIFFERENCE : 0.000			
LAP	SECTOR 1	SECTOR 2	LAP TIME	MPH	DIFF	TIME OF DAY	
1 -		46.592	1:57.443	66.82	9.844	11:19:38.468	
2 -	1:03.095	46.553	1:49.648 (2)	71.57	2.049	11:21:28.116	
3 -	1:02.080	45.519	1:47.599 (1)	72.93		11:23:15.715	
4 -	1:02.855	50.046	1:52.901 (3)	69.51	5.302	11:25:08.616	

P22		146 F2		R.SAUNDERS / SMYTH		LCR Suzuki -	
IDEAL LAP TIME : 1:49.167		BEST LAP TIME : 1:49.199		DIFFERENCE : 0.032			
LAP	SECTOR 1	SECTOR 2	LAP TIME	MPH	DIFF	TIME OF DAY	
1 -		46.207	1:58.063	66.47	8.864	11:19:39.088	
2 -	1:02.960	46.239	1:49.199 (1)	71.86		11:21:28.287	
3 -	1:07.789	46.865	1:54.654 (2)	68.45	5.455	11:23:22.941	

International Sidecar Revival Meeting @ Cadwell Park

BMCRC F1 & F2 Sidecars

RACE 4 - BEST SECTORS

SECTOR 1			SECTOR 2			IDEAL / BEST COMPARISON						
POS	NO	NAME	TIME	NO	NAME	TIME	POS	NO	NAME	IDEAL	BEST	DIFF
									PERFECT LAP	1:39.755		
1	70	ARCHER / HYDE	57.499	70	ARCHER / HYDE	42.256	1	70	ARCHER / HYDE	1:39.755	1:39.847	0.092
2	62	WRIGHT / BAILEY	59.079	62	WRIGHT / BAILEY	43.591	2	62	WRIGHT / BAILEY	1:42.670	1:43.331	0.661
3	113	HANDCOCK / BEVAN	59.798	69	LAMBERT / HAYNES & JAVENI	43.807	3	113	HANDCOCK / BEVAN	1:43.855	1:44.479	0.624
4	83	BUCHANAN / EVANS	59.874	37	MORPHET / RYDER	43.956	4	69	LAMBERT / HAYNES	1:43.927	1:44.041	0.114
5	37	MORPHET / RYDER	1:00.004	113	HANDCOCK / BEVAN	44.057	5	37	MORPHET / RYDER	1:43.960	1:44.100	0.140
6	158	L.SAUNDERS / STELL	1:00.037	83	BUCHANAN / EVANS	44.134	6	83	BUCHANAN / EVANS	1:44.008	1:44.008	0.000
7	69	LAMBERT / HAYNES & JAVENI	1:00.120	158	L.SAUNDERS / STELL	44.369	7	158	L.SAUNDERS / STELL	1:44.406	1:45.112	0.706
8	24	THOMAS / JAMES	1:00.724	24	THOMAS / JAMES	44.710	8	24	THOMAS / JAMES	1:45.434	1:45.732	0.298
9	121	LAWRENCE / PYMM	1:00.948	121	LAWRENCE / PYMM	44.891	9	121	LAWRENCE / PYMM	1:45.839	1:46.051	0.212
10	26	KING / SIGSWORTH	1:01.235	26	KING / SIGSWORTH	45.125	10	26	KING / SIGSWORTH	1:46.360	1:46.360	0.000
11	29	SHIPLEY / ASTLEY	1:02.048	29	SHIPLEY / ASTLEY	45.288	11	29	SHIPLEY / ASTLEY	1:47.336	1:47.406	0.070
12	20	D'HENIN / REA	1:02.080	61	FORREST / NIX	45.397	12	20	D'HENIN / REA	1:47.599	1:47.599	0.000
13	60	MOLYNEUX / COPPOCK	1:02.555	73	PRING / PARKIN	45.450	13	61	FORREST / NIX	1:48.365	1:48.840	0.475
14	96	F.GALE / B.GALE	1:02.777	20	D'HENIN / REA	45.519	14	96	F.GALE / B.GALE	1:48.384	1:48.514	0.130
15	146	R.SAUNDERS / SMYTH	1:02.960	96	F.GALE / B.GALE	45.607	15	60	MOLYNEUX / COPPO	1:48.525	1:48.525	0.000
16	61	FORREST / NIX	1:02.968	60	MOLYNEUX / COPPOCK	45.970	16	73	PRING / PARKIN	1:48.575	1:48.779	0.204
17	73	PRING / PARKIN	1:03.125	146	R.SAUNDERS / SMYTH	46.207	17	146	R.SAUNDERS / SMYTH	1:49.167	1:49.199	0.032
18	666	HANKS / BANKS & KIRK	1:05.454	76	PEARSON / PARKER	47.409	18	76	PEARSON / PARKER	1:53.213	1:55.157	1.944
19	76	PEARSON / PARKER	1:05.804	666	HANKS / BANKS & KIRK	48.464	19	666	HANKS / BANKS & KIRK	1:53.918	1:54.545	0.627
20	356	CROWE / WHEELER	1:07.864	356	CROWE / WHEELER	48.566	20	356	CROWE / WHEELER	1:56.430	1:56.782	0.352
21	167	PETTMAN / STAVELEY	1:10.419	167	PETTMAN / STAVELEY	50.656	21	167	PETTMAN / STAVELEY	2:01.075	2:01.075	0.000
22	19	MACBRIDE / HILDIGE	1:10.430	19	MACBRIDE / HILDIGE	51.515	22	19	MACBRIDE / HILDIGE	2:01.945	2:02.711	0.766
23												

International Sidecar Revival Meeting @ Cadwell Park

BMCRC F1 & F2 Sidecars

RACE 4 - STATISTICS

Competitors Started 23
Planned Start 2024-08-04 @ 11:00:00.000
Actual Start 2024-08-04 @ 11:17:41.024
Finish Time 2024-08-04 @ 11:31:19.194
Track Length 2.1800mi.
Total Laps 162
Total Distance Covered 353.1630mi.

Session Fastest Lap History

NO	CL	NAME	LAP TIME	TIME OF DAY	LAP	VEHICLE
70	F1	ARCHER / HYDE	1:39.847	11:21:06.764	2	Adolf RS Yamaha

Session Leader History

NO	CL	NAME	FROM LAP	LAPS LED	DISTANCE	VEHICLE
70	F1	ARCHER / HYDE	1	8	17.44 miles	Adolf RS Yamaha

Flag History

TYPE	TIME OF DAY
GREEN	11:17:41.024
FINISH	11:31:19.194

Flag Statistics

TYPE	COUNT	TOTAL LAPS	TOTAL TIME
Green	1	8	16:52.375
Red	0	0	0.000
Safety Car	0	0	0.000
FCY	0	0	0.000

International Sidecar Revival Meeting @ Cadwell Park

BMCRC F1 & F2 Sidecars

RACE 4 - STATISTICS

CLASS : F1

8 Starters

Fastest Lap History

NO	NAME	LAP TIME	TIME OF DAY	LAP	VEHICLE
70	ARCHER / HYDE	1:39.847	11:21:06.764	2	Adolf RS Yamaha

Leader History

NO	NAME	FROM LAP	LAPS LED	DISTANCE	VEHICLE
70	ARCHER / HYDE	1	8	17.44 miles	Adolf RS Yamaha

International Sidecar Revival Meeting @ Cadwell Park

BMCRC F1 & F2 Sidecars

RACE 4 - STATISTICS

CLASS : F2

15 Starters

Fastest Lap History

NO	NAME	LAP TIME	TIME OF DAY	LAP	VEHICLE
69	LAMBERT / HAYNES & JAVENS	1:45.182	11:21:17.289	2	LCR Honda
113	HANDCOCK / BEVAN	1:44.643	11:21:18.374	2	Shelbourne F2
113	HANDCOCK / BEVAN	1:44.520	11:23:02.893	3	Shelbourne F2
69	LAMBERT / HAYNES & JAVENS	1:44.326	11:24:46.726	4	LCR Honda
37	MORPHET / RYDER	1:44.237	11:24:50.762	4	LCR Suzuki
69	LAMBERT / HAYNES & JAVENS	1:44.041	11:30:00.453	7	LCR Honda
83	BUCHANAN / EVANS	1:44.008	11:31:58.270	8	Lumley Kawasaki

Leader History

NO	NAME	FROM LAP	LAPS LED	DISTANCE	VEHICLE
69	LAMBERT / HAYNES & JAVENS	1	8	17.44 miles	LCR Honda



BMCRC
F1 & F2
SIDECARS

International Sidecar Revival Meeting @ Cadwell Park

BMCRC F1 & F2 Sidecars

RACE 11 - GRID (8 Laps)

ROW 14	40	38 MOSS / HOPE	41		42	191 DOWNES / OSTERHOLZER
ROW 13	37	65 FAIERS / FOX	38		39	28 HOLDEN / SALSBUURY
ROW 12	34	30 BUTLER / SAUNDERS	35		36	58 EASTELL / EASTELL
ROW 11	31	2:01.075 167 PETTMAN / STAVELEY	32		33	2:02.711 19 MACBRIDE / HILDIGE
ROW 10	28	1:55.157 76 PEARSON / PARKER	29		30	1:56.782 356 CROWE / WHEELER
ROW 9	25	1:49.199 146 R.SAUNDERS / SMYTH	26		27	1:54.545 666 HANKS / BANKS & KIRK
ROW 8	22	1:48.779 73 PRING / PARKIN	23		24	1:48.840 61 FORREST / NIX
ROW 7	19	1:48.514 96 F.GALE / B.GALE	20		21	1:48.525 60 MOLYNEUX / COPPOCK
ROW 6	16	1:47.406 29 SHIPLEY / ASTLEY	17		18	1:47.599 20 D'HENIN / REA
ROW 5	13	1:46.051 121 LAWRENCE / PYMM	14		15	1:46.360 26 KING / SIGSWORTH
ROW 4	10	1:45.112 158 L.SAUNDERS / STELL	11		12	1:45.732 24 THOMAS / JAMES
ROW 3	7	1:44.100 37 MORPHET / RYDER	8		9	1:44.479 113 HANDCOCK / BEVAN
ROW 2	4	1:44.008 83 BUCHANAN / EVANS	5		6	1:44.041 69 LAMBERT / HAYNES & JAVENS
ROW 1	1	1:39.847 70 ARCHER / HYDE	2		3	1:43.331 62 WRIGHT / BAILEY

Pole



These results are provisional until the conclusion of any judicial and technical matters.

Cadwell Park: 2.1800 miles

Clerk Of Course:

Tony MacBride

Stewards:

Timekeeper:

Richard Evans



Results can be found at www.tsl-timing.com

Printed - 11:38 Sunday, 04 August 2024



International Sidecar Revival Meeting @ Cadwell Park

BMCRC F1 & F2 Sidecars

RACE 11 - CLASSIFICATION

Race Distance: 7 Laps / 15.26 miles



POS	NO	CL	PIC	NAME	ENTRY	LAPS	TIME	GAP	DIFF	MPH	BEST	ON	GRD	↑↓
1	62	F1	1	WRIGHT / BAILEY	Ryde Yamaha - Stainless Steel Designs Ltd.	7	12:13.756			74.87	1:43.975	4	2	1
2	37	F2	1	MORPHET / RYDER	LCR Suzuki -	7	12:18.560	4.804	4.804	74.38	1:43.994	3	5	3
3	83	F2	2	BUCHANAN / EVANS	Lumley Kawasaki - Bull Inn Racing	7	12:18.855	5.099	0.295	74.35	1:44.032	6	3	0
4	69	F2	3	LAMBERT / HAYNES & JAVEN	LCR Honda - Graham Anne Ward	7	12:25.449	11.693	6.594	73.69	1:44.936	4	4	0
5	113	F2	4	HANDCOCK / BEVAN	Shelbourne F2 - r j contracting	7	12:25.702	11.946	0.253	73.67	1:44.636	4	6	1
6	158	F2	5	L.SAUNDERS / STELL	Shelbourne Honda - The Royal Oak Worleston	7	12:26.064	12.308	0.362	73.63	1:44.604	4	7	1
7	121	F1	2	LAWRENCE / PYMM	LCR Yamaha - highfield transport, JHM autos	7	12:47.388	33.632	21.324	71.58	1:46.370	7	9	2
8	60	F1	3	MOLYNEUX / COPPOCK	Baker Suzuki -	7	12:55.639	41.883	8.251	70.82	1:49.385	6	14	6
9	29	F2	6	SHIPLEY / ASTLEY	LCR Suzuki -	7	12:56.057	42.301	0.418	70.78	1:48.978	7	11	2
10	73	F2	7	PRING / PARKIN	Shand Suzuki - R & M Appleby Ltd	7	12:57.021	43.265	0.964	70.70	1:48.974	7	15	5
11	96	F2	8	F.GALE / B.GALE	Ireson KTM 790 - 4everTT	7	12:57.722	43.966	0.701	70.63	1:48.751	7	13	2
12	666	F2	9	HANKS / BANKS & KIRK	GLR Honda - JHM racing / Greg Lambert Racing	7	13:11.578	57.822	13.856	69.40	1:50.152	7	18	6
13	30	F2	10	BUTLER / SAUNDERS	Ireson F2 - MDK Office Seating Ltd / Marin Motorsport	7	13:13.367	59.611	1.789	69.24	1:50.152	6	23	10
14	146	F2	11	R.SAUNDERS / SMYTH	LCR Suzuki -	7	13:39.236	1:25.480	25.869	67.05	1:52.843	2	17	3
15	356	F2	12	CROWE / WHEELER	Suzuki Suzuki -	7	13:43.171	1:29.415	3.935	66.73	1:55.277	2	20	5

NOT CLASSIFIED

DNF	70	F1		ARCHER / HYDE	Adolf RS Yamaha - Hannafin Contrators	2	3:26.765	5 Laps	5 Laps	75.91	1:41.284	2	1	
DNF	20	F1		D'HENIN / REA	Adolf RS 600 - FLO Racing	2	4:00.519	5 Laps	33.754	65.25	1:54.541	2	12	
DNF	19	F1		MACBRIDE / HILDIGE	LCR Yamaha 600 - Lifesafety Motorsport	1	2:14.296	6 Laps	1 Lap	58.43			22	

FASTEST LAP

	70	F1		ARCHER / HYDE	Adolf RS Yamaha - Hannafin Contrators	2	1:41.284			77.48 mph			124.70 kph	
	37	F2		MORPHET / RYDER	LCR Suzuki -	3	1:43.994			75.46 mph			121.45 kph	

Comments:

Class F1 - 92.5% of Race Speed = 69.25 mph

Class F2 - 92.5% of Race Speed = 68.80 mph

Weather / Track : Bright / Dry

These results are provisional until the conclusion of any judicial and technical matters.

Date: 04/08/2024 Start: 16:00 Finish: 16:13

Cadwell Park: 2.1800 miles

Clerk Of Course:

Tony MacBride

Stewards:

Timekeeper:

Richard Evans



Results can be found at www.tsl-timing.com

Printed - 16:15 Sunday, 04 August 2024



International Sidecar Revival Meeting @ Cadwell Park

BMCRC F1 & F2 Sidecars

RACE 11 - LAP CHART

LAP 1 @ 16:02:40.210

NO	BEHIND	LAP TIME
70		1:45.481
62	2.628	1:48.109
69	5.123	1:50.604
37	5.400	1:50.881
83	6.000	1:51.481
113	6.493	1:51.974
158	7.584	1:53.065
60	9.840	1:55.321
29	10.643	1:56.124
146	12.438	1:57.919
96	13.024	1:58.505
73	13.199	1:58.680
121	14.127	1:59.608
666	15.923	2:01.404
30	16.064	2:01.545
356	19.596	2:05.077
20	20.497	2:05.978
19	28.815	2:14.296

LAP 2 @ 16:04:21.494

NO	BEHIND	LAP TIME
70		1:41.284
62	5.476	1:44.132
69	9.022	1:45.183
37	9.104	1:44.988
83	9.859	1:45.143
113	10.158	1:44.949
158	11.228	1:44.928
60	19.652	1:51.096
29	20.213	1:50.854
73	22.338	1:50.423
121	23.803	1:50.960
146	23.997	1:52.843
96	24.880	1:53.140
666	27.166	1:52.527
30	27.915	1:53.135
356	33.589	1:55.277
20	33.754	1:54.541

LAP 3 @ 16:06:11.023

NO	BEHIND	LAP TIME
62		1:44.053
37	3.569	1:43.994
69	4.621	1:45.128
83	5.075	1:44.745
113	5.374	1:44.745
158	6.416	1:44.717
60	20.522	1:50.399
29	21.679	1:50.995
73	22.490	1:49.681
121	22.696	1:48.422
96	24.973	1:49.622
146	30.039	1:55.571
666	32.162	1:54.525
30	32.481	1:54.095
356	40.100	1:56.040

LAP 4 @ 16:07:54.998

NO	BEHIND	LAP TIME
62		1:43.975
37	3.972	1:44.378

69	5.582	1:44.936	30	59.611	1:50.976
83	5.710	1:44.610	146	1:25.480	1:56.835
113	6.035	1:44.636	356	1:29.415	1:56.784
158	7.045	1:44.604			
60	26.867	1:50.320			
121	27.037	1:48.316			
29	28.068	1:50.364			
73	28.270	1:49.755			
96	30.023	1:49.025			
666	40.219	1:52.032			
30	40.919	1:52.413			
146	41.004	1:54.940			
356	52.679	1:56.554			

LAP 5 @ 16:09:39.028

NO	BEHIND	LAP TIME
62		1:44.030
37	5.230	1:45.288
83	6.125	1:44.445
69	7.092	1:45.540
113	7.331	1:45.326
158	8.469	1:45.454
121	29.910	1:46.903
60	32.298	1:49.461
29	33.251	1:49.213
73	33.920	1:49.680
96	35.836	1:49.843
666	46.584	1:50.395
30	47.940	1:51.051
146	57.210	2:00.236
356	1:05.066	1:56.417

LAP 6 @ 16:11:23.888

NO	BEHIND	LAP TIME
62		1:44.860
37	4.589	1:44.219
83	5.297	1:44.032
69	9.223	1:46.991
113	9.588	1:47.117
158	10.156	1:46.547
121	31.859	1:46.809
60	36.823	1:49.385
29	37.920	1:49.529
73	38.888	1:49.828
96	39.812	1:48.836
666	52.267	1:50.543
30	53.232	1:50.152
146	1:13.242	2:00.892
356	1:17.228	1:57.022

LAP 7 @ 16:13:08.485

NO	BEHIND	LAP TIME
62		1:44.597
37	4.804	1:44.812
83	5.099	1:44.399
69	11.693	1:47.067
113	11.946	1:46.955
158	12.308	1:46.749
121	33.632	1:46.370
60	41.883	1:49.657
29	42.301	1:48.978
73	43.265	1:48.974
96	43.966	1:48.751
666	57.822	1:50.152

Weather / Track : Bright / Dry

Results can be found at www.tsl-timing.com

Cadwell Park: 2.1800 miles
Date: 04/08/2024 Start: 16:00 Finish: 16:13

Printed - 16:16 Sunday, 04 August 2024

International Sidecar Revival Meeting @ Cadwell Park

BMCRC F1 & F2 Sidecars

RACE 11 - POSITION CHART

No	Name	Lap							
		Pos	1	2	3	4	5	6	7
70	ARCHER / HYDE	1	70	70	62	62	62	62	62
62	WRIGHT / BAILEY	2	62	62	37	37	37	37	37
83	BUCHANAN / EVANS	3	69	69	69	69	83	83	83
69	LAMBERT / HAYNES &	4	37	37	83	83	69	69	69
37	MORPHET / RYDER	5	83	83	113	113	113	113	113
113	HANDCOCK / BEVAN	6	113	113	158	158	158	158	158
158	L.SAUNDERS / STELL	7	158	158	60	60	121	121	121
121	LAWRENCE / PYMM	8	60	60	29	121	60	60	60
29	SHIPLEY / ASTLEY	9	29	29	73	29	29	29	29
20	D'HENIN / REA	10	146	73	121	73	73	73	73
96	F.GALE / B.GALE	11	96	121	96	96	96	96	96
60	MOLYNEUX / COPPOC	12	73	146	146	666	666	666	666
73	PRING / PARKIN	13	121	96	666	30	30	30	30
146	R.SAUNDERS / SMYTH	14	666	666	30	146	146	146	146
666	HANKS / BANKS & KIR	15	30	30	356	356	356	356	356
356	CROWE / WHEELER	16	356	356					
19	MACBRIDE / HILDIGE	17	20	20					
30	BUTLER / SAUNDERS	18	19						

International Sidecar Revival Meeting @ Cadwell Park

BMCRC F1 & F2 Sidecars

RACE 11 - SECTOR ANALYSIS



SECTOR 1 = FL to I1, SECTOR 2 = I1 to FL, DIFF = Difference To Personal Best Lap, P = Crossed Finish Line in Pit Lane, D = Time Disallowed

P1 62 F1		WRIGHT / BAILEY		Ryde Yamaha - Stainless Steel Designs Ltd.		
IDEAL LAP TIME : 1:43.353		BEST LAP TIME : 1:43.975		DIFFERENCE : 0.622		
LAP	SECTOR 1	SECTOR 2	LAP TIME	MPH	DIFF	TIME OF DAY
1 -		43.817	1:48.109	72.59	4.134	16:02:42.838
2 -	59.983	44.149	1:44.132	75.36	0.157	16:04:26.970
3 -	59.948	44.105	1:44.053 (3)	75.42	0.078	16:06:11.023
4 -	59.536	44.439	1:43.975 (1)	75.48		16:07:54.998
5 -	59.708	44.322	1:44.030 (2)	75.44	0.055	16:09:39.028
6 -	1:00.007	44.853	1:44.860	74.84	0.885	16:11:23.888
7 -	1:00.073	44.524	1:44.597	75.03	0.622	16:13:08.485

P2 37 F2		MORPHET / RYDER		LCR Suzuki -		
IDEAL LAP TIME : 1:43.974		BEST LAP TIME : 1:43.994		DIFFERENCE : 0.020		
LAP	SECTOR 1	SECTOR 2	LAP TIME	MPH	DIFF	TIME OF DAY
1 -		44.299	1:50.881	70.77	6.887	16:02:45.610
2 -	1:00.601	44.387	1:44.988	74.75	0.994	16:04:30.598
3 -	1:00.202	43.792	1:43.994 (1)	75.46		16:06:14.592
4 -	1:00.325	44.053	1:44.378 (3)	75.18	0.384	16:07:58.970
5 -	1:00.480	44.808	1:45.288	74.53	1.294	16:09:44.258
6 -	1:00.444	43.775	1:44.219 (2)	75.30	0.225	16:11:28.477
7 -	1:00.199	44.613	1:44.812	74.87	0.818	16:13:13.289

P3 83 F2		BUCHANAN / EVANS		Lumley Kawasaki - Bull Inn Racing		
IDEAL LAP TIME : 1:43.962		BEST LAP TIME : 1:44.032		DIFFERENCE : 0.070		
LAP	SECTOR 1	SECTOR 2	LAP TIME	MPH	DIFF	TIME OF DAY
1 -		44.716	1:51.481	70.39	7.449	16:02:46.210
2 -	1:00.279	44.864	1:45.143	74.64	1.111	16:04:31.353
3 -	1:00.524	44.221	1:44.745	74.92	0.713	16:06:16.098
4 -	1:00.114	44.496	1:44.610	75.02	0.578	16:08:00.708
5 -	1:00.406	44.039	1:44.445 (3)	75.14	0.413	16:09:45.153
6 -	59.948	44.084	1:44.032 (1)	75.43		16:11:29.185
7 -	59.923	44.476	1:44.399 (2)	75.17	0.367	16:13:13.584

P4 69 F2		LAMBERT / HAYNES & JAVENS		LCR Honda - Graham Anne Ward		
IDEAL LAP TIME : 1:44.330		BEST LAP TIME : 1:44.936		DIFFERENCE : 0.606		
LAP	SECTOR 1	SECTOR 2	LAP TIME	MPH	DIFF	TIME OF DAY
1 -		44.600	1:50.604	70.95	5.668	16:02:45.333
2 -	1:00.548	44.635	1:45.183 (3)	74.61	0.247	16:04:30.516
3 -	1:01.029	44.099	1:45.128 (2)	74.65	0.192	16:06:15.644
4 -	1:00.231	44.705	1:44.936 (1)	74.78		16:08:00.580
5 -	1:01.098	44.442	1:45.540	74.36	0.604	16:09:46.120
6 -	1:02.032	44.959	1:46.991	73.35	2.055	16:11:33.111
7 -	1:01.509	45.558	1:47.067	73.30	2.131	16:13:20.178

P5 113 F2		HANDCOCK / BEVAN		Shelbourne F2 - r j contracting		
IDEAL LAP TIME : 1:44.302		BEST LAP TIME : 1:44.636		DIFFERENCE : 0.334		
LAP	SECTOR 1	SECTOR 2	LAP TIME	MPH	DIFF	TIME OF DAY
1 -		44.782	1:51.974	70.08	7.338	16:02:46.703
2 -	1:00.088	44.861	1:44.949 (3)	74.77	0.313	16:04:31.652
3 -	1:00.531	44.214	1:44.745 (2)	74.92	0.109	16:06:16.397
4 -	1:00.150	44.486	1:44.636 (1)	75.00		16:08:01.033
5 -	1:00.945	44.381	1:45.326	74.51	0.690	16:09:46.359
6 -	1:01.944	45.173	1:47.117	73.26	2.481	16:11:33.476
7 -	1:01.327	45.628	1:46.955	73.37	2.319	16:13:20.431

International Sidecar Revival Meeting @ Cadwell Park

BMCRC F1 & F2 Sidecars

RACE 11 - SECTOR ANALYSIS



SECTOR 1 = FL to I1, SECTOR 2 = I1 to FL, DIFF = Difference To Personal Best Lap, P = Crossed Finish Line in Pit Lane, D = Time Disallowed

P6 158 F2		L.SAUNDERS / STELL		Shelbourne Honda - The Royal Oak Worleston		
IDEAL LAP TIME : 1:44.236		BEST LAP TIME : 1:44.604		DIFFERENCE : 0.368		
LAP	SECTOR 1	SECTOR 2	LAP TIME	MPH	DIFF	TIME OF DAY
1 -		44.968	1:53.065	69.41	8.461	16:02:47.794
2 -	1:00.175	44.753	1:44.928 (3)	74.79	0.324	16:04:32.722
3 -	1:00.187	44.530	1:44.717 (2)	74.94	0.113	16:06:17.439
4 -	59.706	44.898	1:44.604 (1)	75.02		16:08:02.043
5 -	1:00.467	44.987	1:45.454	74.42	0.850	16:09:47.497
6 -	1:01.352	45.195	1:46.547	73.65	1.943	16:11:34.044
7 -	1:01.132	45.617	1:46.749	73.51	2.145	16:13:20.793

P7 121 F1		LAWRENCE / PYMM		LCR Yamaha - highfield transport, JHM autos		
IDEAL LAP TIME : 1:46.370		BEST LAP TIME : 1:46.370		DIFFERENCE : 0.000		
LAP	SECTOR 1	SECTOR 2	LAP TIME	MPH	DIFF	TIME OF DAY
1 -		46.666	1:59.608	65.61	13.238	16:02:54.337
2 -	1:03.707	47.253	1:50.960	70.72	4.590	16:04:45.297
3 -	1:02.608	45.814	1:48.422	72.38	2.052	16:06:33.719
4 -	1:01.618	46.698	1:48.316	72.45	1.946	16:08:22.035
5 -	1:01.899	45.004	1:46.903 (3)	73.41	0.533	16:10:08.938
6 -	1:01.739	45.070	1:46.809 (2)	73.47	0.439	16:11:55.747
7 -	1:01.606	44.764	1:46.370 (1)	73.78		16:13:42.117

P8 60 F1		MOLYNEUX / COPPOCK		Baker Suzuki -		
IDEAL LAP TIME : 1:49.240		BEST LAP TIME : 1:49.385		DIFFERENCE : 0.145		
LAP	SECTOR 1	SECTOR 2	LAP TIME	MPH	DIFF	TIME OF DAY
1 -		46.028	1:55.321	68.05	5.936	16:02:50.050
2 -	1:04.055	47.041	1:51.096	70.64	1.711	16:04:41.146
3 -	1:04.280	46.119	1:50.399	71.08	1.014	16:06:31.545
4 -	1:03.212	47.108	1:50.320	71.13	0.935	16:08:21.865
5 -	1:03.261	46.200	1:49.461 (2)	71.69	0.076	16:10:11.326
6 -	1:03.258	46.127	1:49.385 (1)	71.74		16:12:00.711
7 -	1:03.242	46.415	1:49.657 (3)	71.56	0.272	16:13:50.368

P9 29 F2		SHIPLEY / ASTLEY		LCR Suzuki -		
IDEAL LAP TIME : 1:48.881		BEST LAP TIME : 1:48.978		DIFFERENCE : 0.097		
LAP	SECTOR 1	SECTOR 2	LAP TIME	MPH	DIFF	TIME OF DAY
1 -		46.507	1:56.124	67.58	7.146	16:02:50.853
2 -	1:03.415	47.439	1:50.854	70.79	1.876	16:04:41.707
3 -	1:03.905	47.090	1:50.995	70.70	2.017	16:06:32.702
4 -	1:03.010	47.354	1:50.364	71.11	1.386	16:08:23.066
5 -	1:02.374	46.839	1:49.213 (2)	71.86	0.235	16:10:12.279
6 -	1:02.509	47.020	1:49.529 (3)	71.65	0.551	16:12:01.808
7 -	1:02.387	46.591	1:48.978 (1)	72.01		16:13:50.786

P10 73 F2		PRING / PARKIN		Shand Suzuki - R & M Appleby Ltd		
IDEAL LAP TIME : 1:48.974		BEST LAP TIME : 1:48.974		DIFFERENCE : 0.000		
LAP	SECTOR 1	SECTOR 2	LAP TIME	MPH	DIFF	TIME OF DAY
1 -		46.098	1:58.680	66.12	9.706	16:02:53.409
2 -	1:04.305	46.118	1:50.423	71.07	1.449	16:04:43.832
3 -	1:03.427	46.254	1:49.681 (3)	71.55	0.707	16:06:33.513
4 -	1:04.021	45.734	1:49.755	71.50	0.781	16:08:23.268
5 -	1:03.386	46.294	1:49.680 (2)	71.55	0.706	16:10:12.948
6 -	1:03.679	46.149	1:49.828	71.45	0.854	16:12:02.776
7 -	1:03.273	45.701	1:48.974 (1)	72.01		16:13:51.750

International Sidecar Revival Meeting @ Cadwell Park

BMCRC F1 & F2 Sidecars

RACE 11 - SECTOR ANALYSIS



SECTOR 1 = FL to I1, SECTOR 2 = I1 to FL, DIFF = Difference To Personal Best Lap, P = Crossed Finish Line in Pit Lane, D = Time Disallowed

P11 96 F2		F.GALE / B.GALE		Ireson KTM 790 - 4everTT		
IDEAL LAP TIME : 1:48.348		BEST LAP TIME : 1:48.751		DIFFERENCE : 0.403		
LAP	SECTOR 1	SECTOR 2	LAP TIME	MPH	DIFF	TIME OF DAY
1 -		46.996	1:58.505	66.22	9.754	16:02:53.234
2 -	1:05.317	47.823	1:53.140	69.36	4.389	16:04:46.374
3 -	1:03.274	46.348	1:49.622	71.59	0.871	16:06:35.996
4 -	1:02.931	46.094	1:49.025 (3)	71.98	0.274	16:08:25.021
5 -	1:02.956	46.887	1:49.843	71.44	1.092	16:10:14.864
6 -	1:02.859	45.977	1:48.836 (2)	72.10	0.085	16:12:03.700
7 -	1:03.262	45.489	1:48.751 (1)	72.16		16:13:52.451

P12 666 F2		HANKS / BANKS & KIRK		GLR Honda - JHM racing / Greg Lambert Racing		
IDEAL LAP TIME : 1:50.013		BEST LAP TIME : 1:50.152		DIFFERENCE : 0.139		
LAP	SECTOR 1	SECTOR 2	LAP TIME	MPH	DIFF	TIME OF DAY
1 -		47.051	2:01.404	64.64	11.252	16:02:56.133
2 -	1:04.295	48.232	1:52.527	69.74	2.375	16:04:48.660
3 -	1:06.051	48.474	1:54.525	68.52	4.373	16:06:43.185
4 -	1:04.797	47.235	1:52.032	70.05	1.880	16:08:35.217
5 -	1:03.875	46.520	1:50.395 (2)	71.09	0.243	16:10:25.612
6 -	1:03.774	46.769	1:50.543 (3)	70.99	0.391	16:12:16.155
7 -	1:03.493	46.659	1:50.152 (1)	71.24		16:14:06.307

P13 30 F2		BUTLER / SAUNDERS		Ireson F2 - MDK Office Seating Ltd / Marin Motorsport		
IDEAL LAP TIME : 1:49.598		BEST LAP TIME : 1:50.152		DIFFERENCE : 0.554		
LAP	SECTOR 1	SECTOR 2	LAP TIME	MPH	DIFF	TIME OF DAY
1 -		47.001	2:01.545	64.56	11.393	16:02:56.274
2 -	1:04.457	48.678	1:53.135	69.36	2.983	16:04:49.409
3 -	1:05.538	48.557	1:54.095	68.78	3.943	16:06:43.504
4 -	1:05.460	46.953	1:52.413	69.81	2.261	16:08:35.917
5 -	1:04.108	46.943	1:51.051 (3)	70.67	0.899	16:10:26.968
6 -	1:03.409	46.743	1:50.152 (1)	71.24		16:12:17.120
7 -	1:04.787	46.189	1:50.976 (2)	70.71	0.824	16:14:08.096

P14 146 F2		R.SAUNDERS / SMYTH		LCR Suzuki -		
IDEAL LAP TIME : 1:51.604		BEST LAP TIME : 1:52.843		DIFFERENCE : 1.239		
LAP	SECTOR 1	SECTOR 2	LAP TIME	MPH	DIFF	TIME OF DAY
1 -		46.785	1:57.919	66.55	5.076	16:02:52.648
2 -	1:04.819	48.024	1:52.843 (1)	69.54		16:04:45.491
3 -	1:06.850	48.721	1:55.571 (3)	67.90	2.728	16:06:41.062
4 -	1:07.782	47.158	1:54.940 (2)	68.27	2.097	16:08:36.002
5 -	1:09.828	50.408	2:00.236	65.27	7.393	16:10:36.238
6 -	1:12.393	48.499	2:00.892	64.91	8.049	16:12:37.130
7 -	1:08.970	47.865	1:56.835	67.17	3.992	16:14:33.965

P15 356 F2		CROWE / WHEELER		Suzuki Suzuki -		
IDEAL LAP TIME : 1:55.277		BEST LAP TIME : 1:55.277		DIFFERENCE : 0.000		
LAP	SECTOR 1	SECTOR 2	LAP TIME	MPH	DIFF	TIME OF DAY
1 -		49.303	2:05.077	62.74	9.800	16:02:59.806
2 -	1:06.932	48.345	1:55.277 (1)	68.08		16:04:55.083
3 -	1:07.144	48.896	1:56.040 (2)	67.63	0.763	16:06:51.123
4 -	1:07.576	48.978	1:56.554	67.33	1.277	16:08:47.677
5 -	1:07.399	49.018	1:56.417 (3)	67.41	1.140	16:10:44.094
6 -	1:08.045	48.977	1:57.022	67.06	1.745	16:12:41.116
7 -	1:08.107	48.677	1:56.784	67.20	1.507	16:14:37.900

International Sidecar Revival Meeting @ Cadwell Park

BMCRC F1 & F2 Sidecars

RACE 11 - SECTOR ANALYSIS



SECTOR 1 = FL to I1, SECTOR 2 = I1 to FL, DIFF = Difference To Personal Best Lap, P = Crossed Finish Line in Pit Lane, D = Time Disallowed

P16		70 F1		ARCHER / HYDE		Adolf RS Yamaha - Hannafin Contrators	
IDEAL LAP TIME : 1:40.776		BEST LAP TIME : 1:41.284		DIFFERENCE : 0.508			
LAP	SECTOR 1	SECTOR 2	LAP TIME	MPH	DIFF	TIME OF DAY	
1 -		42.316	1:45.481	74.40	4.197	16:02:40.210	
2 -	58.762	42.522	1:41.284 (1)	77.48		16:04:21.494	

P17		20 F1		D'HENIN / REA		Adolf RS 600 - FLORacing	
IDEAL LAP TIME : 1:50.567		BEST LAP TIME : 1:54.541		DIFFERENCE : 3.974			
LAP	SECTOR 1	SECTOR 2	LAP TIME	MPH	DIFF	TIME OF DAY	
1 -		49.262	2:05.978	62.29	11.437	16:03:00.707	
2 -	1:06.298	48.243	1:54.541 (1)	68.51		16:04:55.248	

P18		19 F1		MACBRIDE / HILDIGE		LCR Yamaha 600 - Lifesafety Motorsport	
IDEAL LAP TIME : 2:04.622		BEST LAP TIME :		DIFFERENCE :			
LAP	SECTOR 1	SECTOR 2	LAP TIME	MPH	DIFF	TIME OF DAY	
1 -		51.886	2:14.296	58.43		16:03:09.025	

International Sidecar Revival Meeting @ Cadwell Park

BMCRC F1 & F2 Sidecars

RACE 11 - BEST SECTORS

SECTOR 1			SECTOR 2			IDEAL / BEST COMPARISON						
POS	NO	NAME	TIME	NO	NAME	TIME	POS	NO	NAME	IDEAL	BEST	DIFF
									PERFECT LAP	1:40.776		
1	70	ARCHER / HYDE	58.460	70	ARCHER / HYDE	42.316	1	70	ARCHER / HYDE	1:40.776	1:41.284	0.508
2	62	WRIGHT / BAILEY	59.536	37	MORPHET / RYDER	43.775	2	62	WRIGHT / BAILEY	1:43.353	1:43.975	0.622
3	158	L.SAUNDERS / STELL	59.706	62	WRIGHT / BAILEY	43.817	3	83	BUCHANAN / EVANS	1:43.962	1:44.032	0.070
4	83	BUCHANAN / EVANS	59.923	83	BUCHANAN / EVANS	44.039	4	37	MORPHET / RYDER	1:43.974	1:43.994	0.020
5	113	HANDCOCK / BEVAN	1:00.088	69	LAMBERT / HAYNES & JAVEN	44.099	5	158	L.SAUNDERS / STELL	1:44.236	1:44.604	0.368
6	37	MORPHET / RYDER	1:00.199	113	HANDCOCK / BEVAN	44.214	6	113	HANDCOCK / BEVAN	1:44.302	1:44.636	0.334
7	69	LAMBERT / HAYNES & JAVEN	1:00.231	158	L.SAUNDERS / STELL	44.530	7	69	LAMBERT / HAYNES	1:44.330	1:44.936	0.606
8	121	LAWRENCE / PYMM	1:01.606	121	LAWRENCE / PYMM	44.764	8	121	LAWRENCE / PYMM	1:46.370	1:46.370	0.000
9	20	D'HENIN / REA	1:02.324	96	F.GALE / B.GALE	45.489	9	96	F.GALE / B.GALE	1:48.348	1:48.751	0.403
10	29	SHIPLEY / ASTLEY	1:02.374	73	PRING / PARKIN	45.701	10	29	SHIPLEY / ASTLEY	1:48.881	1:48.978	0.097
11	96	F.GALE / B.GALE	1:02.859	60	MOLYNEUX / COPPOCK	46.028	11	73	PRING / PARKIN	1:48.974	1:48.974	0.000
12	60	MOLYNEUX / COPPOCK	1:03.212	30	BUTLER / SAUNDERS	46.189	12	60	MOLYNEUX / COPPO	1:49.240	1:49.385	0.145
13	73	PRING / PARKIN	1:03.273	29	SHIPLEY / ASTLEY	46.507	13	30	BUTLER / SAUNDERS	1:49.598	1:50.152	0.554
14	30	BUTLER / SAUNDERS	1:03.409	666	HANKS / BANKS & KIRK	46.520	14	666	HANKS / BANKS & KIRK	1:50.013	1:50.152	0.139
15	666	HANKS / BANKS & KIRK	1:03.493	146	R.SAUNDERS / SMYTH	46.785	15	20	D'HENIN / REA	1:50.567	1:54.541	3.974
16	146	R.SAUNDERS / SMYTH	1:04.819	20	D'HENIN / REA	48.243	16	146	R.SAUNDERS / SMYTH	1:51.604	1:52.843	1.239
17	356	CROWE / WHEELER	1:06.932	356	CROWE / WHEELER	48.345	17	356	CROWE / WHEELER	1:55.277	1:55.277	0.000
18	19	MACBRIDE / HILDIGE	1:12.736	19	MACBRIDE / HILDIGE	51.886	18	19	MACBRIDE / HILDIGE	2:04.622		

International Sidecar Revival Meeting @ Cadwell Park

BMCRC F1 & F2 Sidecars

RACE 11 - STATISTICS

Competitors Started 18
Planned Start 2024-08-04 @ 15:00:00.000
Actual Start 2024-08-04 @ 16:00:54.728
Finish Time 2024-08-04 @ 16:13:08.484
Track Length 2.1800mi.
Total Laps 110
Total Distance Covered 239.8020mi.

Session Fastest Lap History

NO	CL	NAME	LAP TIME	TIME OF DAY	LAP	VEHICLE
70	F1	ARCHER / HYDE	1:41.284	16:04:21.512	2	Adolf RS Yamaha

Session Leader History

NO	CL	NAME	FROM LAP	LAPS LED	DISTANCE	VEHICLE
70	F1	ARCHER / HYDE	1	2	4.36 miles	Adolf RS Yamaha
62	F1	WRIGHT / BAILEY	3	5	10.90 miles	Ryde Yamaha

Flag History

TYPE	TIME OF DAY
GREEN	16:00:54.728
FINISH	16:13:08.484

Flag Statistics

TYPE	COUNT	TOTAL LAPS	TOTAL TIME
Green	1	7	14:44.247
Red	0	0	0.000
Safety Car	0	0	0.000
FCY	0	0	0.000

International Sidecar Revival Meeting @ Cadwell Park

BMCRC F1 & F2 Sidecars

RACE 11 - STATISTICS

CLASS : F1

6 Starters

Fastest Lap History

NO	NAME	LAP TIME	TIME OF DAY	LAP	VEHICLE
70	ARCHER / HYDE	1:41.284	16:04:21.512	2	Adolf RS Yamaha

Leader History

NO	NAME	FROM LAP	LAPS LED	DISTANCE	VEHICLE
70	ARCHER / HYDE	1	2	4.36 miles	Adolf RS Yamaha
62	WRIGHT / BAILEY	3	5	10.90 miles	Ryde Yamaha

International Sidecar Revival Meeting @ Cadwell Park

BMCRC F1 & F2 Sidecars

RACE 11 - STATISTICS

CLASS : F2

12 Starters

Fastest Lap History

NO	NAME	LAP TIME	TIME OF DAY	LAP	VEHICLE
69	LAMBERT / HAYNES & JAVENS	1:45.183	16:04:30.536	2	LCR Honda
37	MORPHET / RYDER	1:44.988	16:04:30.598	2	LCR Suzuki
113	HANDCOCK / BEVAN	1:44.949	16:04:31.673	2	Shelbourne F2
158	L.SAUNDERS / STELL	1:44.928	16:04:32.744	2	Shelbourne Honda
37	MORPHET / RYDER	1:43.994	16:06:14.632	3	LCR Suzuki

Leader History

NO	NAME	FROM LAP	LAPS LED	DISTANCE	VEHICLE
69	LAMBERT / HAYNES & JAVENS	1	2	4.36 miles	LCR Honda
37	MORPHET / RYDER	3	5	10.90 miles	LCR Suzuki



DFDS YAMAHA PAST MASTERS



BMCRC International Sidecar Revival
Cadwell Park
3rd / 4th August 2024

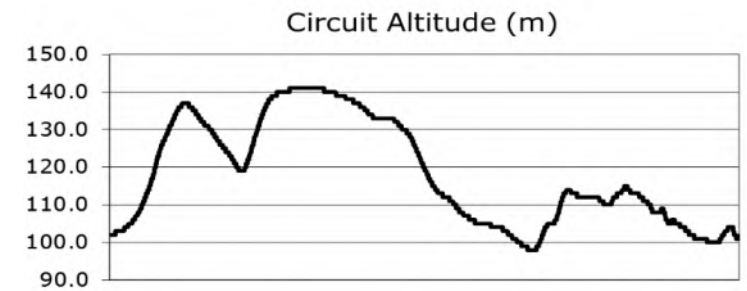
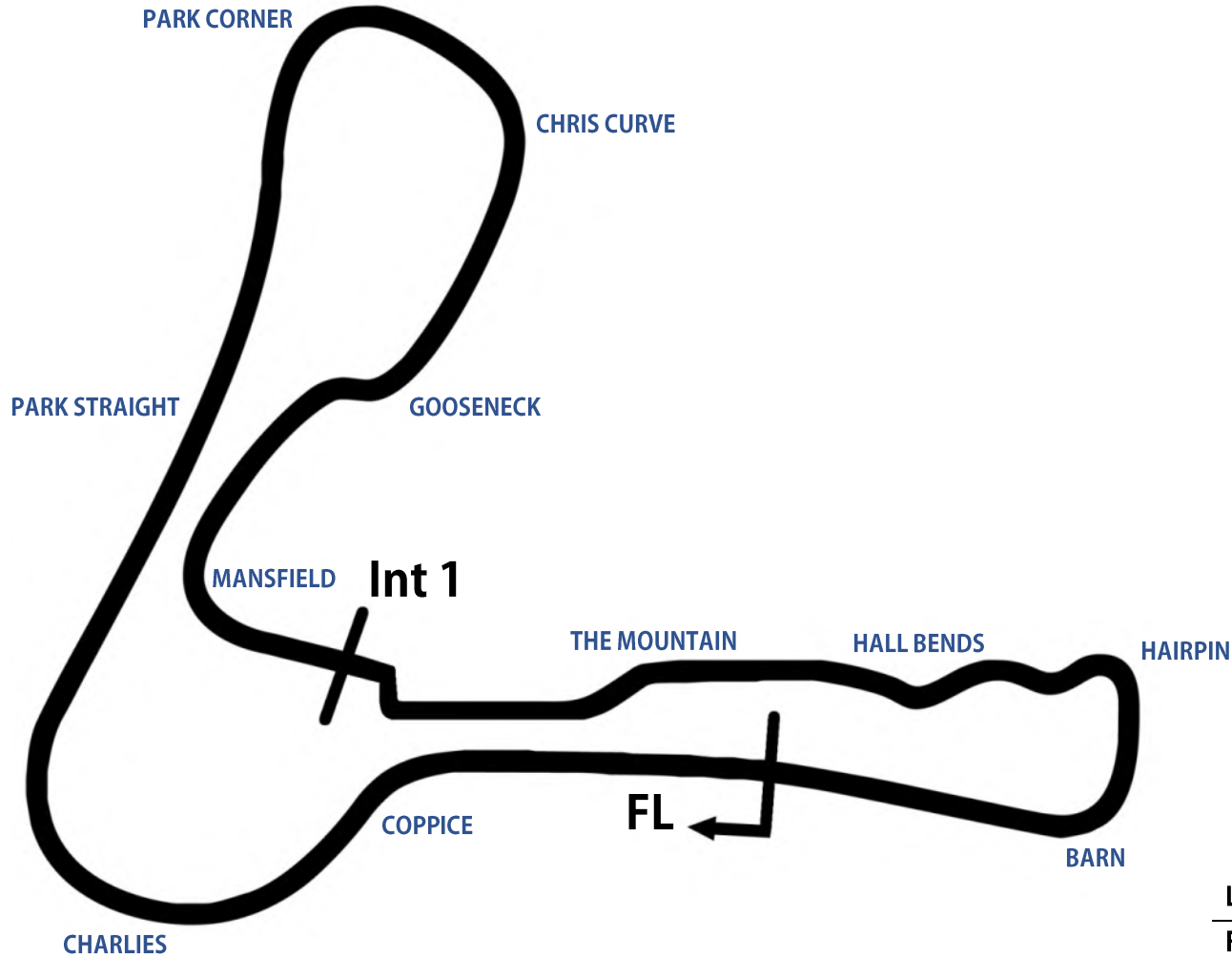


Timing & Results Provided by Timing Solutions Ltd

www.tsl-timing.com

Cadwell Park Circuit

Louth, Lincolnshire, UK



Length	2.1800 miles 3.508 km 3508.4m		
FL		53.31024 N	0.05940 W
Int 1	2330m	53.30708 N	0.06270 W
Pit Entry	3427m	53.31103 N	0.05889 W
Pit Exit	0m after FL	53.31030 N	0.05940 W
Pit Entry - Pit Exit	92m, 6.6s @ 50kph, 5.5s @ 60kph		

International Sidecar Revival Meeting @ Cadwell Park

DFDS Yamaha Past Masters

QUALIFYING - CLASSIFICATION

POS	NO	CL	PIC	NAME	ENTRY	TIME	ON	LAPS	GAP	DIFF	MPH
1	57		1	Geoff MOOK	Yamaha TZR 250 -	1:55.784	7	8			67.78
2	86		2	Richie WELSH	Yamaha TZR 250 - EDEN'S BABY EXPERIENCES/ PE	1:55.850	6	7	0.066	0.066	67.74
3	51		3	Kevin WHOLEY	Yamaha TZR - Twistgrip Motorcycles	1:57.355	7	7	1.571	1.505	66.87
4	8		4	David BALL	Yamaha TZR250 - Gardiner Page and Roe pension co	1:57.804	6	6	2.020	0.449	66.61
5	85		5	Andrew WALES	Yamaha TZR 250 - Show Control International	1:58.923	7	8	3.139	1.119	65.99
6	27		6	Richard HAYWARD	Yamaha TZR - BC vehicle repairs/ Snap on Tools	1:59.782	7	7	3.998	0.859	65.51
7	60	C	1	Danny GOUGH	Yamaha TZR 250 - G Force Motorcycles	2:00.857	7	7	5.073	1.075	64.93
8	52	C	2	Andy FLUX	Yamaha TZR 250 - Mach 1 Automotive LTD	2:01.586	7	7	5.802	0.729	64.54
9	333	C	3	Mark STUBBERFIELD	Yamaha TZR250 - Polished concrete London	2:01.804	5	6	6.020	0.218	64.43
10	64	R	1	Iain DAVIS	Yamaha TZR 2MA -	2:04.012	7	7	8.228	2.208	63.28
11	6	C	4	Alan BUSHELL	Yamaha RD250LC - Moonraker motorcycles	2:04.268	7	7	8.484	0.256	63.15
12	7		7	Pete FISHWICK	Yamaha TZR250 - 2T Engineering	2:04.618	7	7	8.834	0.350	62.97
13	4		8	Denis HALIL	Yamaha TZR250 - D & A AUTOS	2:04.755	7	7	8.971	0.137	62.90
14	72	C	5	John HAMILTON	Yamaha TRZ250 - LW Racing	2:05.204	7	7	9.420	0.449	62.68
15	84	R	2	Bert ELLISON	Yamaha TZR250 - Ma n Pa Prentice	2:06.195	4	4	10.411	0.991	62.19
16	100	R	3	Thomas RIDLEY	Yamaha TZR 250 - www.ypmrc.co.uk	2:06.984	7	7	11.200	0.789	61.80
17	18		9	Marc PRENTICE	Yamaha TZR250 - Hard graft ??	2:07.984	6	6	12.200	1.000	61.32
18	162		10	Darren COOPER	Yamaha TZR250 - Twistgrip Motorcycles	2:08.132	6	7	12.348	0.148	61.24
19	26		11	Damian LEE	Yamaha TZR250 - Leed Autos	2:08.527	6	7	12.743	0.395	61.06
20	55		12	Paul TOLAND	Yamaha TZR250 - Kippers keys	2:09.025	5	5	13.241	0.498	60.82
21	54	C	6	John HOLD	Yamaha RD350 YPVS -	2:09.323	6	6	13.539	0.298	60.68
22	46	C	7	Kevin MARSHALL	Yamaha TZR250 - Stacey Processing	2:09.594	7	7	13.810	0.271	60.55
23	74		13	Paul WHITBY	Yamaha TZR 250 - Greybridge Ltd	2:09.741	7	7	13.957	0.147	60.49
24	77		14	Adam COLLINS	Yamaha TZR250 - 2 Cows Racing	2:14.093	6	6	18.309	4.352	58.52
25	20	R	4	Sara Sophie OSTERHOLZER	Yamaha TZR 250 -	2:15.713	4	4	19.929	1.620	57.82
26	65	C	8	Nigel TERRY	Yamaha TZR250 - NTrap Garage Doors	2:24.798	3	4	29.014	9.085	54.20
27	42	C	9	Martin PEARSON	Yamaha TZR250 -	2:26.594	2	2	30.810	1.796	53.53
28	67		15	Mark BAILEY	Yamaha TZR - Elite Air conditioning Ltd. Hydroflow plur	2:28.410	2	2	32.626	1.816	52.88

Weather / Track : Cloudy / Wet

Date: 03/08/2024 Start: 11:19 Finish: 11:34

These results are provisional until the conclusion of any judicial and technical matters.

Cadwell Park: 2.1800 miles

Clerk Of Course:

Tony MacBride

Stewards:

Timekeeper:

Richard Evans



Results can be found at www.tsl-timing.com

Printed - 11:38 Saturday, 03 August 2024



International Sidecar Revival Meeting @ Cadwell Park

DFDS Yamaha Past Masters

QUALIFYING - SECTOR ANALYSIS



SECTOR 1 = FL to I1, SECTOR 2 = I1 to FL, DIFF = Difference To Personal Best Lap, P = Crossed Finish Line in Pit Lane, D = Time Disallowed

P1 57		Geoff MOOK		Yamaha TZR 250 -			
IDEAL LAP TIME : 1:55.226		BEST LAP TIME : 1:55.784		DIFFERENCE : 0.558			
LAP	SECTOR 1	SECTOR 2	LAP TIME	MPH	DIFF	TIME OF DAY	
1 -	1:19.202	55.149	2:14.351	58.41	18.567	11:22:14.645	
2 -	1:12.380	51.758	2:04.138	63.22	8.354	11:24:18.783	
3 -	1:10.070	51.081	2:01.151	64.77	5.367	11:26:19.934	
4 -	1:09.685	50.431	2:00.116	65.33	4.332	11:28:20.050	
5 -	1:09.303	50.321	1:59.624	65.60	3.840	11:30:19.674	
6 -	1:07.935	50.965	1:58.900 (3)	66.00	3.116	11:32:18.574	
7 -	1:07.055	48.729	1:55.784 (1)	67.78		11:34:14.358	
8 -	1:06.497	49.296	1:55.793 (2)	67.77	0.009	11:36:10.151	

P2 86		Richie WELSH		Yamaha TZR 250 - EDEN'S BABY EXPERIENCES/ PETER FLE			
IDEAL LAP TIME : 1:55.777		BEST LAP TIME : 1:55.850		DIFFERENCE : 0.073			
LAP	SECTOR 1	SECTOR 2	LAP TIME	MPH	DIFF	TIME OF DAY	
1 -	1:15.294	51.761	2:07.055	61.76	11.205	11:21:59.023	
2 -	1:11.502	50.974	2:02.476	64.07	6.626	11:24:01.499	
3 -	1:11.190	49.558	2:00.748	64.99	4.898	11:26:02.247	
4 -	1:09.270	49.210	1:58.480 (3)	66.23	2.630	11:28:00.727	
5 -	1:09.013	50.400	1:59.413	65.72	3.563	11:30:00.140	
6 -	1:07.498	48.352	1:55.850 (1)	67.74		11:31:55.990	
7 -	1:08.309	48.279	1:56.588 (2)	67.31	0.738	11:33:52.578	

P3 51		Kevin WHOLEY		Yamaha TZR - Twistgrip Motorcycles			
IDEAL LAP TIME : 1:57.355		BEST LAP TIME : 1:57.355		DIFFERENCE : 0.000			
LAP	SECTOR 1	SECTOR 2	LAP TIME	MPH	DIFF	TIME OF DAY	
1 -	1:20.418	56.367	2:16.785	57.37	19.430	11:22:36.501	
2 -	1:15.161	53.072	2:08.233	61.20	10.878	11:24:44.734	
3 -	1:12.684	53.752	2:06.436	62.07	9.081	11:26:51.170	
4 -	1:11.397	51.681	2:03.078	63.76	5.723	11:28:54.248	
5 -	1:10.089	50.291	2:00.380 (3)	65.19	3.025	11:30:54.628	
6 -	1:09.853	50.043	1:59.896 (2)	65.45	2.541	11:32:54.524	
7 -	1:08.068	49.287	1:57.355 (1)	66.87		11:34:51.879	

P4 8		David BALL		Yamaha TZR250 - Gardiner Page and Roe pension consultants			
IDEAL LAP TIME : 1:57.798		BEST LAP TIME : 1:57.804		DIFFERENCE : 0.006			
LAP	SECTOR 1	SECTOR 2	LAP TIME	MPH	DIFF	TIME OF DAY	
1 -	1:14.330	51.520	2:05.850	62.36	8.046	11:21:59.283	
2 -	1:10.450	49.996	2:00.446	65.15	2.642	11:23:59.729	
3 -	1:09.507	50.008	1:59.515 (3)	65.66	1.711	11:25:59.244	
4 -	1:09.523	50.045	1:59.568	65.63	1.764	11:27:58.812	
5 -	1:09.178	50.070	1:59.248 (2)	65.81	1.444	11:29:58.060	
6 -	1:08.079	49.725	1:57.804 (1)	66.61		11:31:55.864	

P5 85		Andrew WALES		Yamaha TZR 250 - Show Control International			
IDEAL LAP TIME : 1:58.677		BEST LAP TIME : 1:58.923		DIFFERENCE : 0.246			
LAP	SECTOR 1	SECTOR 2	LAP TIME	MPH	DIFF	TIME OF DAY	
1 -	1:16.903	51.132	2:08.035	61.29	9.112	11:22:08.776	
2 -	1:11.209	50.043	2:01.252	64.72	2.329	11:24:10.028	
3 -	1:09.491	50.240	1:59.731 (3)	65.54	0.808	11:26:09.759	
4 -	1:08.910	50.967	1:59.877	65.46	0.954	11:28:09.636	
5 -	1:09.439	49.998	1:59.437 (2)	65.70	0.514	11:30:09.073	
6 -	1:10.106	51.404	2:01.510	64.58	2.587	11:32:10.583	
7 -	1:09.156	49.767	1:58.923 (1)	65.99		11:34:09.506	
8 -	1:08.950	55.177	2:04.127	63.22	5.204	11:36:13.633	

International Sidecar Revival Meeting @ Cadwell Park

DFDS Yamaha Past Masters

QUALIFYING - SECTOR ANALYSIS



SECTOR 1 = FL to I1, SECTOR 2 = I1 to FL, DIFF = Difference To Personal Best Lap, P = Crossed Finish Line in Pit Lane, D = Time Disallowed

P6 27		Richard HAYWARD		Yamaha TZR - BC vehicle repairs/ Snap on Tools			
IDEAL LAP TIME : 1:59.673		BEST LAP TIME : 1:59.782		DIFFERENCE : 0.109			
LAP	SECTOR 1	SECTOR 2	LAP TIME	MPH	DIFF	TIME OF DAY	
1 -	1:24.140	56.424	2:20.564	55.83	20.782	11:22:28.958	
2 -	1:17.379	54.191	2:11.570	59.64	11.788	11:24:40.528	
3 -	1:15.871	52.179	2:08.050	61.28	8.268	11:26:48.578	
4 -	1:12.190	51.849	2:04.039	63.27	4.257	11:28:52.617	
5 -	1:11.199	49.882	2:01.081 (2)	64.81	1.299	11:30:53.698	
6 -	1:11.259	50.883	2:02.142 (3)	64.25	2.360	11:32:55.840	
7 -	1:09.791	49.991	1:59.782 (1)	65.51		11:34:55.622	

P7 60 C		Danny GOUGH		Yamaha TZR 250 - G Force Motorcycles			
IDEAL LAP TIME : 2:00.857		BEST LAP TIME : 2:00.857		DIFFERENCE : 0.000			
LAP	SECTOR 1	SECTOR 2	LAP TIME	MPH	DIFF	TIME OF DAY	
1 -	1:24.371	56.604	2:20.975	55.66	20.118	11:22:26.319	
2 -	1:18.130	54.848	2:12.978	59.01	12.121	11:24:39.297	
3 -	1:13.140	52.313	2:05.453	62.55	4.596	11:26:44.750	
4 -	1:12.165	53.181	2:05.346	62.61	4.489	11:28:50.096	
5 -	1:11.591	51.358	2:02.949 (3)	63.83	2.092	11:30:53.045	
6 -	1:11.379	51.347	2:02.726 (2)	63.94	1.869	11:32:55.771	
7 -	1:10.203	50.654	2:00.857 (1)	64.93		11:34:56.628	

P8 52 C		Andy FLUX		Yamaha TZR 250 - Mach 1 Automotive LTD			
IDEAL LAP TIME : 2:01.563		BEST LAP TIME : 2:01.586		DIFFERENCE : 0.023			
LAP	SECTOR 1	SECTOR 2	LAP TIME	MPH	DIFF	TIME OF DAY	
1 -	1:18.664	53.835	2:12.499	59.23	10.913	11:22:08.544	
2 -	1:12.737	52.390	2:05.127	62.72	3.541	11:24:13.671	
3 -	1:12.773	51.361	2:04.134	63.22	2.548	11:26:17.805	
4 -	1:12.406	51.435	2:03.841	63.37	2.255	11:28:21.646	
5 -	1:11.373	51.025	2:02.398 (2)	64.11	0.812	11:30:24.044	
6 -	1:12.035	51.402	2:03.437 (3)	63.57	1.851	11:32:27.481	
7 -	1:11.396	50.190	2:01.586 (1)	64.54		11:34:29.067	

P9 333 C		Mark STUBBERFIELD		Yamaha TZR250 - Polished concrete London			
IDEAL LAP TIME : 2:00.930		BEST LAP TIME : 2:01.804		DIFFERENCE : 0.874			
LAP	SECTOR 1	SECTOR 2	LAP TIME	MPH	DIFF	TIME OF DAY	
1 -	1:25.061	55.841	2:20.902	55.69	19.098	11:22:23.619	
2 -	1:17.030	56.856	2:13.886	58.61	12.082	11:24:37.505	
3 -	1:15.316	53.532	2:08.848	60.90	7.044	11:26:46.353	
4 -	1:11.379	53.885	2:05.264 (3)	62.65	3.460	11:28:51.617	
5 -	1:10.842	50.962	2:01.804 (1)	64.43		11:30:53.421	
6 -	1:12.118	51.096	2:03.214 (2)	63.69	1.410	11:32:56.635	

P10 64 R		Iain DAVIS		Yamaha TZR 2MA -			
IDEAL LAP TIME : 2:03.823		BEST LAP TIME : 2:04.012		DIFFERENCE : 0.189			
LAP	SECTOR 1	SECTOR 2	LAP TIME	MPH	DIFF	TIME OF DAY	
1 -	1:23.235	56.892	2:20.127	56.00	16.115	11:22:18.159	
2 -	1:16.605	53.993	2:10.598	60.09	6.586	11:24:28.757	
3 -	1:14.697	52.722	2:07.419	61.59	3.407	11:26:36.176	
4 -	1:14.047	51.619	2:05.666	62.45	1.654	11:28:41.842	
5 -	1:12.754	51.603	2:04.357 (3)	63.10	0.345	11:30:46.199	
6 -	1:12.586	51.571	2:04.157 (2)	63.21	0.145	11:32:50.356	
7 -	1:12.252	51.760	2:04.012 (1)	63.28		11:34:54.368	

International Sidecar Revival Meeting @ Cadwell Park

DFDS Yamaha Past Masters

QUALIFYING - SECTOR ANALYSIS



SECTOR 1 = FL to I1, SECTOR 2 = I1 to FL, DIFF = Difference To Personal Best Lap, P = Crossed Finish Line in Pit Lane, D = Time Disallowed

P11		6 C		Alan BUSHELL		Yamaha RD250LC - Moonraker motorcycles	
IDEAL LAP TIME : 2:04.268		BEST LAP TIME : 2:04.268		DIFFERENCE : 0.000			
LAP	SECTOR 1	SECTOR 2	LAP TIME	MPH	DIFF	TIME OF DAY	
1 -	1:30.114	1:00.317	2:30.431	52.17	26.163	11:22:56.409	
2 -	1:22.516	59.477	2:21.993	55.27	17.725	11:25:18.402	
3 -	1:16.433	55.772	2:12.205	59.36	7.937	11:27:30.607	
4 -	1:16.263	53.813	2:10.076	60.33	5.808	11:29:40.683	
5 -	1:13.817	52.429	2:06.246 (3)	62.16	1.978	11:31:46.929	
6 -	1:12.773	52.341	2:05.114 (2)	62.72	0.846	11:33:52.043	
7 -	1:11.981	52.287	2:04.268 (1)	63.15		11:35:56.311	

P12		7		Pete FISHWICK		Yamaha TZR250 - 2T Engineering	
IDEAL LAP TIME : 2:04.618		BEST LAP TIME : 2:04.618		DIFFERENCE : 0.000			
LAP	SECTOR 1	SECTOR 2	LAP TIME	MPH	DIFF	TIME OF DAY	
1 -	1:24.917	1:01.793	2:26.710	53.49	22.092	11:22:50.985	
2 -	1:19.423	56.359	2:15.782	57.79	11.164	11:25:06.767	
3 -	1:15.909	54.780	2:10.689	60.05	6.071	11:27:17.456	
4 -	1:15.101	55.915	2:11.016	59.90	6.398	11:29:28.472	
5 -	1:15.956	54.073	2:10.029 (3)	60.35	5.411	11:31:38.501	
6 -	1:13.855	53.651	2:07.506 (2)	61.55	2.888	11:33:46.007	
7 -	1:12.442	52.176	2:04.618 (1)	62.97		11:35:50.625	

P13		4		Denis HALIL		Yamaha TZR250 - D & A AUTOS	
IDEAL LAP TIME : 2:04.698		BEST LAP TIME : 2:04.755		DIFFERENCE : 0.057			
LAP	SECTOR 1	SECTOR 2	LAP TIME	MPH	DIFF	TIME OF DAY	
1 -	1:24.226	56.484	2:20.710	55.77	15.955	11:22:28.585	
2 -	1:17.330	54.200	2:11.530	59.66	6.775	11:24:40.115	
3 -	1:16.651	54.970	2:11.621	59.62	6.866	11:26:51.736	
4 -	1:12.629	52.894	2:05.523 (3)	62.52	0.768	11:28:57.259	
5 -	1:12.500	52.538	2:05.038 (2)	62.76	0.283	11:31:02.297	
6 -	1:13.527	52.435	2:05.962	62.30	1.207	11:33:08.259	
7 -	1:12.263	52.492	2:04.755 (1)	62.90		11:35:13.014	

P14		72 C		John HAMILTON		Yamaha TRZ250 - LW Racing	
IDEAL LAP TIME : 2:05.204		BEST LAP TIME : 2:05.204		DIFFERENCE : 0.000			
LAP	SECTOR 1	SECTOR 2	LAP TIME	MPH	DIFF	TIME OF DAY	
1 -	1:28.212	1:01.449	2:29.661	52.43	24.457	11:22:53.439	
2 -	1:20.043	58.561	2:18.604	56.62	13.400	11:25:12.043	
3 -	1:18.719	58.921	2:17.640	57.01	12.436	11:27:29.683	
4 -	1:16.490	57.289	2:13.779	58.66	8.575	11:29:43.462	
5 -	1:14.463	56.076	2:10.539 (3)	60.12	5.335	11:31:54.001	
6 -	1:13.930	53.806	2:07.736 (2)	61.43	2.532	11:34:01.737	
7 -	1:11.461	53.743	2:05.204 (1)	62.68		11:36:06.941	

P15		84 R		Bert ELLISON		Yamaha TZR250 - Ma n Pa Prentice	
IDEAL LAP TIME : 2:06.195		BEST LAP TIME : 2:06.195		DIFFERENCE : 0.000			
LAP	SECTOR 1	SECTOR 2	LAP TIME	MPH	DIFF	TIME OF DAY	
1 -	1:28.473	1:01.991	2:30.464	52.15	24.269	11:22:55.260	
2 -	1:22.275	55.030	2:17.305 (3)	57.15	11.110	11:25:12.565	
3 -	1:18.117	58.559	2:16.676 (2)	57.42	10.481	11:27:29.241	
4 -	1:15.143	51.052	2:06.195 (1)	62.19		11:29:35.436	

International Sidecar Revival Meeting @ Cadwell Park

DFDS Yamaha Past Masters

QUALIFYING - SECTOR ANALYSIS



SECTOR 1 = FL to I1, SECTOR 2 = I1 to FL, DIFF = Difference To Personal Best Lap, P = Crossed Finish Line in Pit Lane, D = Time Disallowed

P16		100 R		Thomas RIDLEY		Yamaha TZR 250 - www.ypmrc.co.uk	
IDEAL LAP TIME : 2:06.984		BEST LAP TIME : 2:06.984		DIFFERENCE : 0.000			
LAP	SECTOR 1	SECTOR 2	LAP TIME	MPH	DIFF	TIME OF DAY	
1 -	1:23.965	57.615	2:21.580	55.43	14.596	11:22:20.696	
2 -	1:19.326	54.710	2:14.036	58.55	7.052	11:24:34.732	
3 -	1:17.453	54.245	2:11.698	59.59	4.714	11:26:46.430	
4 -	1:16.613	53.707	2:10.320	60.22	3.336	11:28:56.750	
5 -	1:15.906	53.245	2:09.151 (3)	60.76	2.167	11:31:05.901	
6 -	1:14.861	53.366	2:08.227 (2)	61.20	1.243	11:33:14.128	
7 -	1:14.526	52.458	2:06.984 (1)	61.80		11:35:21.112	

P17		18		Marc PRENTICE		Yamaha TZR250 - Hard graft ??	
IDEAL LAP TIME : 2:07.295		BEST LAP TIME : 2:07.984		DIFFERENCE : 0.689			
LAP	SECTOR 1	SECTOR 2	LAP TIME	MPH	DIFF	TIME OF DAY	
1 -	1:25.825	57.083	2:22.908	54.91	14.924	11:22:25.993	
2 -	1:18.263	55.662	2:13.925 (3)	58.60	5.941	11:24:39.918	
3 -	1:18.902	55.464	2:14.366	58.40	6.382	11:26:54.284	
4 -	1:17.961	56.853	2:14.814	58.21	6.830	11:29:09.098	
5 -	1:16.233	53.196	2:09.429 (2)	60.63	1.445	11:31:18.527	
6 -	1:14.099	53.885	2:07.984 (1)	61.32		11:33:26.511	

P18		162		Darren COOPER		Yamaha TZR250 - Twistgrip Motorcycles	
IDEAL LAP TIME : 2:08.125		BEST LAP TIME : 2:08.132		DIFFERENCE : 0.007			
LAP	SECTOR 1	SECTOR 2	LAP TIME	MPH	DIFF	TIME OF DAY	
1 -	1:25.545	58.774	2:24.319	54.38	16.187	11:22:47.371	
2 -	1:19.825	57.336	2:17.161	57.21	9.029	11:25:04.532	
3 -	1:15.930	54.967	2:10.897	59.95	2.765	11:27:15.429	
4 -	1:16.863	56.039	2:12.902	59.05	4.770	11:29:28.331	
5 -	1:15.229	54.123	2:09.352 (2)	60.67	1.220	11:31:37.683	
6 -	1:14.500	53.632	2:08.132 (1)	61.24		11:33:45.815	
7 -	1:14.493	54.884	2:09.377 (3)	60.66	1.245	11:35:55.192	

P19		26		Damian LEE		Yamaha TZR250 - Leed Autos	
IDEAL LAP TIME : 2:08.152		BEST LAP TIME : 2:08.527		DIFFERENCE : 0.375			
LAP	SECTOR 1	SECTOR 2	LAP TIME	MPH	DIFF	TIME OF DAY	
1 -	1:24.234	59.851	2:24.085	54.46	15.558	11:22:40.187	
2 -	1:19.431	58.035	2:17.466	57.09	8.939	11:24:57.653	
3 -	1:18.218	57.114	2:15.332	57.99	6.805	11:27:12.985	
4 -	1:18.800	56.252	2:15.052	58.11	6.525	11:29:28.037	
5 -	1:16.004	54.124	2:10.128 (3)	60.31	1.601	11:31:38.165	
6 -	1:14.597	53.930	2:08.527 (1)	61.06		11:33:46.692	
7 -	1:14.222	54.517	2:08.739 (2)	60.96	0.212	11:35:55.431	

P20		55		Paul TOLAND		Yamaha TZR250 - Kippers keys	
IDEAL LAP TIME : 2:08.959		BEST LAP TIME : 2:09.025		DIFFERENCE : 0.066			
LAP	SECTOR 1	SECTOR 2	LAP TIME	MPH	DIFF	TIME OF DAY	
1 -	1:21.144	57.557	2:18.701	56.58	9.676	11:22:19.862	
2 -	1:17.042	54.882	2:11.924	59.48	2.899	11:24:31.786	
3 -	1:15.544	54.693	2:10.237 (3)	60.25	1.212	11:26:42.023	
4 -	1:14.764	54.777	2:09.541 (2)	60.58	0.516	11:28:51.564	
5 -	1:14.830	54.195	2:09.025 (1)	60.82		11:31:00.589	

International Sidecar Revival Meeting @ Cadwell Park

DFDS Yamaha Past Masters

QUALIFYING - SECTOR ANALYSIS



SECTOR 1 = FL to I1, SECTOR 2 = I1 to FL, DIFF = Difference To Personal Best Lap, P = Crossed Finish Line in Pit Lane, D = Time Disallowed

P21 54 C John HOLD			Yamaha RD350 YPVS -			
IDEAL LAP TIME : 2:09.323		BEST LAP TIME : 2:09.323		DIFFERENCE : 0.000		
LAP	SECTOR 1	SECTOR 2	LAP TIME	MPH	DIFF	TIME OF DAY
1 -	1:27.776	1:03.569	2:31.345	51.85	22.022	11:22:51.580
2 -	1:26.378	1:02.781	2:29.159	52.61	19.836	11:25:20.739
3 -	1:23.276	1:01.286	2:24.562	54.28	15.239	11:27:45.301
4 -	1:18.513	58.572	2:17.085 (3)	57.24	7.762	11:30:02.386
5 -	1:15.676	57.241	2:12.917 (2)	59.04	3.594	11:32:15.303
6 -	1:14.333	54.990	2:09.323 (1)	60.68		11:34:24.626

P22 46 C Kevin MARSHALL			Yamaha TZR250 - Stacey Processing			
IDEAL LAP TIME : 2:09.397		BEST LAP TIME : 2:09.594		DIFFERENCE : 0.197		
LAP	SECTOR 1	SECTOR 2	LAP TIME	MPH	DIFF	TIME OF DAY
1 -	1:23.055	59.131	2:22.186	55.19	12.592	11:22:19.249
2 -	1:20.781	57.253	2:18.034	56.85	8.440	11:24:37.283
3 -	1:19.076	57.120	2:16.196	57.62	6.602	11:26:53.479
4 -	1:18.609	56.647	2:15.256	58.02	5.662	11:29:08.735
5 -	1:17.433	55.415	2:12.848 (3)	59.07	3.254	11:31:21.583
6 -	1:15.517	54.977	2:10.494 (2)	60.14	0.900	11:33:32.077
7 -	1:14.420	55.174	2:09.594 (1)	60.55		11:35:41.671

P23 74 Paul WHITBY			Yamaha TZR 250 - Greybridge Ltd			
IDEAL LAP TIME : 2:09.741		BEST LAP TIME : 2:09.741		DIFFERENCE : 0.000		
LAP	SECTOR 1	SECTOR 2	LAP TIME	MPH	DIFF	TIME OF DAY
1 -	1:26.503	1:00.013	2:26.516	53.56	16.775	11:22:35.850
2 -	1:18.608	57.451	2:16.059	57.68	6.318	11:24:51.909
3 -	1:16.583	57.998	2:14.581	58.31	4.840	11:27:06.490
4 -	1:16.352	57.829	2:14.181	58.48	4.440	11:29:20.671
5 -	1:15.985	56.510	2:12.495 (3)	59.23	2.754	11:31:33.166
6 -	1:15.110	56.896	2:12.006 (2)	59.45	2.265	11:33:45.172
7 -	1:14.556	55.185	2:09.741 (1)	60.49		11:35:54.913

P24 77 Adam COLLINS			Yamaha TZR250 - 2 Cows Racing			
IDEAL LAP TIME : 2:14.093		BEST LAP TIME : 2:14.093		DIFFERENCE : 0.000		
LAP	SECTOR 1	SECTOR 2	LAP TIME	MPH	DIFF	TIME OF DAY
1 -	1:31.036	1:03.000	2:34.036	50.94	19.943	11:22:57.267
2 -	1:22.553	1:00.524	2:23.077	54.85	8.984	11:25:20.344
3 -	1:23.685	59.468	2:23.153	54.82	9.060	11:27:43.497
4 -	1:20.140	58.703	2:18.843 (3)	56.52	4.750	11:30:02.340
5 -	1:21.007	57.451	2:18.458 (2)	56.68	4.365	11:32:20.798
6 -	1:17.970	56.123	2:14.093 (1)	58.52		11:34:34.891

P25 20 R Sara Sophie OSTERHOLZER			Yamaha TZR 250 -			
IDEAL LAP TIME : 2:14.881		BEST LAP TIME : 2:15.713		DIFFERENCE : 0.832		
LAP	SECTOR 1	SECTOR 2	LAP TIME	MPH	DIFF	TIME OF DAY
1 -	1:27.110	1:01.712	2:28.822	52.73	13.109	11:22:54.555
2 -	1:20.474	57.361	2:17.835 (2)	56.93	2.122	11:25:12.390
3 -	1:18.758	59.421	2:18.179 (3)	56.79	2.466	11:27:30.569
4 -	1:17.520	58.193	2:15.713 (1)	57.82		11:29:46.282

P26 65 C Nigel TERRY			Yamaha TZR250 - NTrap Garage Doors			
IDEAL LAP TIME : 2:23.443		BEST LAP TIME : 2:24.798		DIFFERENCE : 1.355		
LAP	SECTOR 1	SECTOR 2	LAP TIME	MPH	DIFF	TIME OF DAY
1 -	1:31.883	1:01.618	2:33.501	51.12	8.703	11:22:54.082
2 -	1:24.619	1:03.153	2:27.772 (3)	53.10	2.974	11:25:21.854
3 -	1:22.886	1:01.912	2:24.798 (1)	54.20		11:27:46.652
4 -	1:24.361	1:00.557	2:24.918 (2)	54.15	0.120	11:30:11.570

International Sidecar Revival Meeting @ Cadwell Park

DFDS Yamaha Past Masters

QUALIFYING - SECTOR ANALYSIS



SECTOR 1 = FL to I1, SECTOR 2 = I1 to FL, DIFF = Difference To Personal Best Lap, P = Crossed Finish Line in Pit Lane, D = Time Disallowed

P27	42 C	Martin PEARSON	Yamaha TZR250 -			
IDEAL LAP TIME : 2:25.667		BEST LAP TIME : 2:26.594	DIFFERENCE : 0.927			
LAP	SECTOR 1	SECTOR 2	LAP TIME	MPH	DIFF	TIME OF DAY
1 -	1:31.370	1:01.069	2:32.439 (2)	51.48	5.845	11:22:40.333
2 -	1:26.116	1:00.478	2:26.594 (1)	53.53		11:25:06.927

P28	67	Mark BAILEY	Yamaha TZR - Elite Air conditioning Ltd. Hydroflow plumbing ltd			
IDEAL LAP TIME : 2:26.135		BEST LAP TIME : 2:28.410	DIFFERENCE : 2.275			
LAP	SECTOR 1	SECTOR 2	LAP TIME	MPH	DIFF	TIME OF DAY
1 -	1:31.058	1:03.074	2:34.132 (2)	50.91	5.722	11:22:50.563
2 -	1:26.815	1:01.595	2:28.410 (1)	52.88		11:25:18.973

International Sidecar Revival Meeting @ Cadwell Park

DFDS Yamaha Past Masters

QUALIFYING - BEST SECTORS

SECTOR 1				SECTOR 2				IDEAL / BEST COMPARISON				
POS	NO	NAME	TIME	NO	NAME	TIME	POS	NO	NAME	IDEAL	BEST	DIFF
									PERFECT LAP	1:54.776		
1	57	MOOK	1:06.497	86	WELSH	48.279	1	57	MOOK	1:55.226	1:55.784	0.558
2	86	WELSH	1:07.498	57	MOOK	48.729	2	86	WELSH	1:55.777	1:55.850	0.073
3	51	WHOLEY	1:08.068	51	WHOLEY	49.287	3	51	WHOLEY	1:57.355	1:57.355	0.000
4	8	BALL	1:08.073	8	BALL	49.725	4	8	BALL	1:57.798	1:57.804	0.006
5	85	WALES	1:08.910	85	WALES	49.767	5	85	WALES	1:58.677	1:58.923	0.246
6	27	HAYWARD	1:09.791	27	HAYWARD	49.882	6	27	HAYWARD	1:59.673	1:59.782	0.109
7	333	STUBBERFIELD	1:09.968	52	FLUX	50.190	7	60	GOUGH	2:00.857	2:00.857	0.000
8	60	GOUGH	1:10.203	60	GOUGH	50.654	8	333	STUBBERFIELD	2:00.930	2:01.804	0.874
9	52	FLUX	1:11.373	333	STUBBERFIELD	50.962	9	52	FLUX	2:01.563	2:01.586	0.023
10	72	HAMILTON	1:11.461	84	ELLISON	51.052	10	64	DAVIS	2:03.823	2:04.012	0.189
11	6	BUSHELL	1:11.981	64	DAVIS	51.571	11	6	BUSHELL	2:04.268	2:04.268	0.000
12	64	DAVIS	1:12.252	7	FISHWICK	52.176	12	7	FISHWICK	2:04.618	2:04.618	0.000
13	4	HALIL	1:12.263	6	BUSHELL	52.287	13	4	HALIL	2:04.698	2:04.755	0.057
14	7	FISHWICK	1:12.442	4	HALIL	52.435	14	72	HAMILTON	2:05.204	2:05.204	0.000
15	18	PRENTICE	1:14.099	100	RIDLEY	52.458	15	84	ELLISON	2:06.195	2:06.195	0.000
16	26	LEE	1:14.222	18	PRENTICE	53.196	16	100	RIDLEY	2:06.984	2:06.984	0.000
17	54	HOLD	1:14.333	162	COOPER	53.632	17	18	PRENTICE	2:07.295	2:07.984	0.689
18	46	MARSHALL	1:14.420	72	HAMILTON	53.743	18	162	COOPER	2:08.125	2:08.132	0.007
19	162	COOPER	1:14.493	26	LEE	53.930	19	26	LEE	2:08.152	2:08.527	0.375
20	100	RIDLEY	1:14.526	55	TOLAND	54.195	20	55	TOLAND	2:08.959	2:09.025	0.066
21	74	WHITBY	1:14.556	46	MARSHALL	54.977	21	54	HOLD	2:09.323	2:09.323	0.000
22	55	TOLAND	1:14.764	54	HOLD	54.990	22	46	MARSHALL	2:09.397	2:09.594	0.197
23	84	ELLISON	1:15.143	74	WHITBY	55.185	23	74	WHITBY	2:09.741	2:09.741	0.000
24	20	OSTERHOLZER	1:17.520	77	COLLINS	56.123	24	77	COLLINS	2:14.093	2:14.093	0.000
25	77	COLLINS	1:17.970	20	OSTERHOLZER	57.361	25	20	OSTERHOLZER	2:14.881	2:15.713	0.832
26	65	TERRY	1:22.886	42	PEARSON	1:00.478	26	65	TERRY	2:23.443	2:24.798	1.355
27	67	BAILEY	1:24.540	65	TERRY	1:00.557	27	42	PEARSON	2:25.667	2:26.594	0.927
28	42	PEARSON	1:25.189	67	BAILEY	1:01.595	28	67	BAILEY	2:26.135	2:28.410	2.275

International Sidecar Revival Meeting @ Cadwell Park

DFDS Yamaha Past Masters

QUALIFYING - STATISTICS

Competitors Started 28
Planned Start 2024-08-03 @ 10:41:00.000
Actual Start 2024-08-03 @ 11:19:21.359
Finish Time 2024-08-03 @ 11:34:19.770
Track Length 2.1800mi.
Total Laps 172
Total Distance Covered 374.9632mi.

Session Fastest Lap History

NO	CL	NAME	LAP TIME	TIME OF DAY	LAP	VEHICLE
86		Richie WELSH	2:07.055	11:21:59.057	1	Yamaha TZR 250
8		David BALL	2:05.850	11:21:59.317	1	Yamaha TZR250
8		David BALL	2:00.446	11:23:59.763	2	Yamaha TZR250
8		David BALL	1:59.515	11:25:59.277	3	Yamaha TZR250
86		Richie WELSH	1:58.480	11:28:00.761	4	Yamaha TZR 250
8		David BALL	1:57.804	11:31:55.898	6	Yamaha TZR250
86		Richie WELSH	1:55.850	11:31:56.023	6	Yamaha TZR 250
57		Geoff MOOK	1:55.784	11:34:14.396	7	Yamaha TZR 250

Flag History

TYPE	TIME OF DAY
GREEN	11:19:21.359
FINISH	11:34:19.770

Flag Statistics

TYPE	COUNT	TOTAL LAPS	TOTAL TIME
Green	1	8	18:21.154
Red	0	0	0.000
Safety Car	0	0	0.000
FCY	0	0	0.000

International Sidecar Revival Meeting @ Cadwell Park

DFDS Yamaha Past Masters

QUALIFYING - STATISTICS

CLASS :

15 Starters

Fastest Lap History

NO	NAME	LAP TIME	TIME OF DAY	LAP	VEHICLE
86	Richie WELSH	2:07.055	11:21:59.057	1	Yamaha TZR 250
8	David BALL	2:05.850	11:21:59.317	1	Yamaha TZR250
8	David BALL	2:00.446	11:23:59.763	2	Yamaha TZR250
8	David BALL	1:59.515	11:25:59.277	3	Yamaha TZR250
86	Richie WELSH	1:58.480	11:28:00.761	4	Yamaha TZR 250
8	David BALL	1:57.804	11:31:55.898	6	Yamaha TZR250
86	Richie WELSH	1:55.850	11:31:56.023	6	Yamaha TZR 250
57	Geoff MOOK	1:55.784	11:34:14.396	7	Yamaha TZR 250

International Sidecar Revival Meeting @ Cadwell Park

DFDS Yamaha Past Masters

QUALIFYING - STATISTICS

CLASS : C

9 Starters

Fastest Lap History

NO	NAME	LAP TIME	TIME OF DAY	LAP	VEHICLE
52	Andy FLUX	2:12.499	11:22:08.582	1	Yamaha TZR 250
52	Andy FLUX	2:05.127	11:24:13.708	2	Yamaha TZR 250
52	Andy FLUX	2:04.134	11:26:17.842	3	Yamaha TZR 250
52	Andy FLUX	2:03.841	11:28:21.683	4	Yamaha TZR 250
52	Andy FLUX	2:02.398	11:30:24.081	5	Yamaha TZR 250
333	Mark STUBBERFIELD	2:01.804	11:30:53.432	5	Yamaha TZR250
52	Andy FLUX	2:01.586	11:34:29.104	7	Yamaha TZR 250
60	Danny GOUGH	2:00.857	11:34:56.659	7	Yamaha TZR 250

International Sidecar Revival Meeting @ Cadwell Park

DFDS Yamaha Past Masters

QUALIFYING - STATISTICS

CLASS : R

4 Starters

Fastest Lap History

NO	NAME	LAP TIME	TIME OF DAY	LAP	VEHICLE
64	Iain DAVIS	2:20.127	11:22:18.173	1	Yamaha TZR 2MA
64	Iain DAVIS	2:10.598	11:24:28.770	2	Yamaha TZR 2MA
64	Iain DAVIS	2:07.419	11:26:36.190	3	Yamaha TZR 2MA
64	Iain DAVIS	2:05.666	11:28:41.855	4	Yamaha TZR 2MA
64	Iain DAVIS	2:04.357	11:30:46.213	5	Yamaha TZR 2MA
64	Iain DAVIS	2:04.157	11:32:50.369	6	Yamaha TZR 2MA
64	Iain DAVIS	2:04.012	11:34:54.381	7	Yamaha TZR 2MA

International Sidecar Revival Meeting @ Cadwell Park

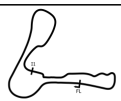
DFDS Yamaha Past Masters

RACE 4 - GRID (6 Laps)

ROW 10	28	67	Mark BAILEY	2:28.410	29	73	Colvin TURNER	30	75	Anthony JOHNSON		
ROW 9	25	20	Sara Sophie OSTERHOLZER	2:15.713	26	65	Nigel TERRY	2:24.798	27	42	Martin PEARSON	2:26.594
ROW 8	22	46	Kevin MARSHALL	2:09.594	23	74	Paul WHITBY	2:09.741	24	77	Adam COLLINS	2:14.093
ROW 7	19	26	Damian LEE	2:08.527	20	55	Paul TOLAND	2:09.025	21	54	John HOLD	2:09.323
ROW 6	16	100	Thomas RIDLEY	2:06.984	17	18	Marc PRENTICE	2:07.984	18	162	Darren COOPER	2:08.132
ROW 5	13	4	Denis HALIL	2:04.755	14	72	John HAMILTON	2:05.204	15	84	Bert ELLISON	2:06.195
ROW 4	10	64	Iain DAVIS	2:04.012	11	6	Alan BUSHELL	2:04.268	12	7	Pete FISHWICK	2:04.618
ROW 3	7	60	Danny GOUGH	2:00.857	8	52	Andy FLUX	2:01.586	9	333	Mark STUBBERFIELD	2:01.804
ROW 2	4	8	David BALL	1:57.804	5	85	Andrew WALES	1:58.923	6	27	Richard HAYWARD	1:59.782
ROW 1	1	57	Geoff MOOK	1:55.784	2	86	Richie WELSH	1:55.850	3	51	Kevin WHOLEY	1:57.355
Pole												

These results are provisional until the conclusion of any judicial and technical matters.

Cadwell Park: 2.1800 miles

Clerk Of Course: <i>Tony MacBride</i>	Stewards:	Timekeeper: <i>Richard Evans</i>	
------------------------------------------	-----------	-------------------------------------	---------------------------------------------------------------------------------------

Results can be found at www.tsl-timing.com

Printed - 11:41 Saturday, 03 August 2024





International Sidecar Revival Meeting @ Cadwell Park

DFDS Yamaha Past Masters

RACE 4 - CLASSIFICATION

Race Distance: 6 Laps / 13.08 miles

POS	NO	CL	PIC	NAME	ENTRY	LAPS	TIME	GAP	DIFF	MPH	BEST	ON	GRD	↑↓
1	51		1	Kevin WHOLEY	Yamaha TZR - Twistgrip Motorcycles	6	10:24.460			75.40	1:42.572	5	3	2
2	8		2	David BALL	Yamaha TZR250 - Gardiner Page and Roe pension consulte	6	10:24.891	0.431	0.431	75.35	1:42.442	4	4	2
3	86		3	Richie WELSH	Yamaha TZR 250 - EDEN'S BABY EXPERIENCES/ PETER	6	10:25.152	0.692	0.261	75.32	1:42.958	5	2	-1
4	26		4	Damian LEE	Yamaha TZR250 - Leed Autos	6	10:55.741	31.281	30.589	71.80	1:46.775	5	19	15
5	27		5	Richard HAYWARD	Yamaha TZR - BC vehicle repairs/ Snap on Tools	6	10:56.000	31.540	0.259	71.78	1:46.931	3	6	1
6	4		6	Denis HALIL	Yamaha TZR250 - D & A AUTOS	6	11:10.042	45.582	14.042	70.27	1:49.570	4	13	7
7	74		7	Paul WHITBY	Yamaha TZR 250 - Greybridge Ltd	6	11:10.110	45.650	0.068	70.26	1:49.129	5	23	16
8	162		8	Darren COOPER	Yamaha TZR250 - Twistgrip Motorcycles	6	11:10.475	46.015	0.365	70.23	1:49.363	6	18	10
9	60	C	1	Danny GOUGH	Yamaha TZR 250 - G Force Motorcycles	6	11:16.657	52.197	6.182	69.58	1:51.439	3	7	-2
10	85		9	Andrew WALES	Yamaha TZR 250 - Show Control International	6	11:16.786	52.326	0.129	69.57	1:49.680	4	5	-5
11	7		10	Pete FISHWICK	Yamaha TZR250 - 2T Engineering	6	11:17.412	52.952	0.626	69.51	1:51.223	6	12	1
12	52	C	2	Andy FLUX	Yamaha TZR 250 - Mach 1 Automotive LTD	6	11:17.893	53.433	0.481	69.46	1:50.808	5	8	-4
13	55		11	Paul TOLAND	Yamaha TZR250 - Kippers keys	6	11:18.200	53.740	0.307	69.43	1:50.977	3	20	7
14	72	C	3	John HAMILTON	Yamaha TRZ250 - LW Racing	6	11:18.817	54.357	0.617	69.36	1:51.027	6	14	0
15	100	R	1	Thomas RIDLEY	Yamaha TZR 250 - www.ypmrc.co.uk	6	11:34.927	1:10.467	16.110	67.76	1:53.190	3	16	1
16	6	C	4	Alan BUSHELL	Yamaha RD250LC - Moonraker motorcycles	6	11:38.238	1:13.778	3.311	67.43	1:52.267	6	11	-5
17	18		12	Marc PRENTICE	Yamaha TZR250 - Hard graft ??	6	11:41.413	1:16.953	3.175	67.13	1:55.067	2	17	0
18	64	R	2	Iain DAVIS	Yamaha TZR 2MA -	6	11:45.874	1:21.414	4.461	66.70	1:55.778	6	10	-8
19	46	C	5	Kevin MARSHALL	Yamaha TZR250 - Stacey Processing	6	11:46.905	1:22.445	1.031	66.61	1:54.964	4	22	3
20	73	C	6	Colvin TURNER	Yamaha TZR250 -	6	11:48.079	1:23.619	1.174	66.50	1:54.953	3	29	9
21	54	C	7	John HOLD	Yamaha RD350 YPVS -	6	11:48.624	1:24.164	0.545	66.45	1:55.265	5	21	0
22	42	C	8	Martin PEARSON	Yamaha TZR250 -	6	12:02.763	1:38.303	14.139	65.15	1:57.084	6	27	5
23	77		13	Adam COLLINS	Yamaha TZR250 - 2 Cows Racing	5	10:29.309	1 Lap	1 Lap	62.35	2:01.447	5	24	1
24	65	C	9	Nigel TERRY	Yamaha TZR250 - NTrap Garage Doors	5	10:43.692	1 Lap	14.383	60.96	2:05.158	4	26	2
25	20	R	3	Sara Sophie OSTERHOLZER	Yamaha TZR 250 -	5	10:56.447	1 Lap	12.755	59.77	2:04.982	4	25	0

NOT CLASSIFIED

DNF	57			Geoff MOOK	Yamaha TZR 250 -	5	8:48.547	1 Lap		74.24	1:43.785	2	1	
DNF	67			Mark BAILEY	Yamaha TZR - Elite Air conditioning Ltd. Hydroflow plumbing	5	9:56.071	1 Lap	1:07.524	65.83	1:56.431	4	28	
DNF	75			Anthony JOHNSON	Yamaha TZR 250 - INTA MOTORCYCLE SERVICES LTD	4	7:06.561	2 Laps	1 Lap	73.59	1:42.451	4	30	

NOT STARTED

NS	333	C		Mark STUBBERFIELD	Yamaha TZR250 - Polished concrete London									9
NS	84	R		Bert ELLISON	Yamaha TZR250 - Ma n Pa Prentice									15

FASTEST LAP

8				David BALL	Yamaha TZR250 - Gardiner Page and Roe pension consulte	4	1:42.442			76.60 mph				123.29 kph
52	C			Andy FLUX	Yamaha TZR 250 - Mach 1 Automotive LTD	5	1:50.808			70.82 mph				113.98 kph
100	R			Thomas RIDLEY	Yamaha TZR 250 - www.ypmrc.co.uk	3	1:53.190			69.33 mph				111.58 kph

Comments:

Class - 92.5% of Race Speed = 69.74 mph
 Class C - 92.5% of Race Speed = 64.36 mph
 Class R - 92.5% of Race Speed = 62.67 mph

Weather / Track : Bright / Dry

Date: 03/08/2024 Start: 15:35 Finish: 15:45

These results are provisional until the conclusion of any judicial and technical matters.

Cadwell Park: 2.1800 miles

Clerk Of Course:

Stewards:

Timekeeper:

Tony MacBride

Richard Evans



Results can be found at www.tsl-timing.com

Printed - 15:49 Saturday, 03 August 2024



International Sidecar Revival Meeting @ Cadwell Park

DFDS Yamaha Past Masters

RACE 4 - LAP CHART

LAP 1 @ 15:37:11.478			LAP 3 @ 15:40:38.926			LAP 5 @ 15:44:04.278		
NO	BEHIND	LAP TIME	NO	BEHIND	LAP TIME	NO	BEHIND	LAP TIME
51		1:48.724	86		1:43.364	51		1:42.572
86	0.542	1:49.266	51	0.148	1:43.672	86	0.669	1:42.958
57	1.553	1:50.277	8	0.893	1:43.605	8	0.804	1:42.821
8	2.024	1:50.748	57	2.010	1:44.120	57	7.023	1:44.788
27	4.713	1:53.437	75	7.938	1:42.460	27	24.888	1:49.717
60	8.287	1:57.011	27	11.578	1:46.931	26	26.523	1:46.775
85	8.661	1:57.385	26	17.889	1:46.939	4	37.447	1:49.863
75	8.869	1:57.593	4	23.366	1:49.665	74	39.217	1:49.129
4	8.949	1:57.673	60	25.197	1:51.439	162	39.588	1:49.655
52	9.650	1:58.374	162	25.340	1:50.004	85	41.563	1:49.869
7	9.992	1:58.716	74	25.500	1:49.434	60	42.792	1:51.508
26	10.144	1:58.868	7	26.805	1:51.290	52	44.190	1:50.808
72	10.805	1:59.529	52	27.302	1:52.104	7	44.665	1:51.585
162	10.891	1:59.615	85	27.366	1:51.459	55	45.038	1:51.556
74	11.118	1:59.842	55	27.838	1:50.977	72	46.266	1:51.895
55	12.769	2:01.493	72	28.478	1:51.545	100	56.334	1:54.243
18	12.929	2:01.653	100	33.897	1:53.190	18	1:04.387	1:56.881
100	13.733	2:02.457	18	36.169	1:55.621	6	1:04.447	1:53.099
64	14.969	2:03.693	73	40.783	1:54.953	64	1:08.572	1:56.166
46	16.628	2:05.352	64	41.422	1:57.211	73	1:08.976	1:57.347
73	17.581	2:06.305	6	43.300	1:53.790	46	1:09.450	1:55.990
54	18.245	2:06.969	46	43.848	1:57.305	54	1:09.808	1:55.265
67	18.587	2:07.311	54	44.112	1:57.019	67	1:14.547	1:58.774
42	21.840	2:10.564	67	44.694	1:56.638	42	1:24.155	1:58.613
6	23.029	2:11.753	42	52.353	1:58.890			
20	25.947	2:14.671	77	1:09.018	2:03.817			
65	26.413	2:15.137	20	1:11.749	2:06.988			
77	26.991	2:15.715	65	1:11.917	2:06.354			

LAP 2 @ 15:38:55.402			LAP 4 @ 15:42:21.706			LAP 6 @ 15:45:47.214		
NO	BEHIND	LAP TIME	NO	BEHIND	LAP TIME	NO	BEHIND	LAP TIME
51		1:43.924	51		1:42.632	51		1:42.936
86	0.160	1:43.542	86	0.283	1:43.063	8	0.431	1:42.563
8	0.812	1:42.712	8	0.555	1:42.442	86	0.692	1:42.959
57	1.414	1:43.785	57	4.807	1:45.577	77	1 Lap	2:01.447
27	8.171	1:47.382	75	7.609	1:42.451	65	1 Lap	2:10.445
75	9.002	1:44.057	27	17.743	1:48.945	26	31.281	1:47.694
26	14.474	1:48.254	26	22.320	1:47.211	27	31.540	1:49.588
4	17.225	1:52.200	4	30.156	1:49.570	20	1 Lap	2:23.544
60	17.282	1:52.919	162	32.505	1:49.945	4	45.582	1:51.071
52	18.722	1:52.996	74	32.660	1:49.940	74	45.650	1:49.369
162	18.860	1:51.893	60	33.856	1:51.439	162	46.015	1:49.363
7	19.039	1:52.971	85	34.266	1:49.680	60	52.197	1:52.341
85	19.431	1:54.694	7	35.652	1:51.627	85	52.326	1:53.699
74	19.590	1:52.396	52	35.954	1:51.432	7	52.952	1:51.223
55	20.385	1:51.540	55	36.054	1:50.996	52	53.433	1:52.179
72	20.457	1:53.576	72	36.943	1:51.245	55	53.740	1:51.638
18	24.072	1:55.067	100	44.663	1:53.546	72	54.357	1:51.027
100	24.231	1:54.422	18	50.078	1:56.689	100	1:10.467	1:57.069
64	27.735	1:56.690	6	53.920	1:53.400	6	1:13.778	1:52.267
73	29.354	1:55.697	73	54.201	1:56.198	18	1:16.953	1:55.502
46	30.067	1:57.363	64	54.978	1:56.336	64	1:21.414	1:55.778
54	30.617	1:56.296	46	56.032	1:54.964	46	1:22.445	1:55.931
67	31.580	1:56.917	54	57.115	1:55.783	73	1:23.619	1:57.579
6	33.034	1:53.929	67	58.345	1:56.431	54	1:24.164	1:57.292
42	36.987	1:59.071	42	1:08.114	1:58.541	42	1:38.303	1:57.084
20	48.285	2:06.262	77	1:28.910	2:02.672			
77	48.725	2:05.658	20	1:33.951	2:04.982			
65	49.087	2:06.598	65	1:34.295	2:05.158			

International Sidecar Revival Meeting @ Cadwell Park

DFDS Yamaha Past Masters

RACE 4 - POSITION CHART

No	Name	Lap Pos	Lap					
			1	2	3	4	5	6
57	MOOK	1	51	51	86	51	51	51
86	WELSH	2	86	86	51	86	86	8
51	WHOLEY	3	57	8	8	8	8	86
8	BALL	4	8	57	57	57	57	26
85	WALES	5	27	27	75	75	27	27
27	HAYWARD	6	60	75	27	27	26	4
60	GOUGH	7	85	26	26	26	4	74
52	FLUX	8	75	4	4	4	74	162
333	STUBBERFIELD	9	4	60	60	162	162	60
64	DAVIS	10	52	52	162	74	85	85
6	BUSHELL	11	7	162	74	60	60	7
7	FISHWICK	12	26	7	7	85	52	52
4	HALIL	13	72	85	52	7	7	55
72	HAMILTON	14	162	74	85	52	55	72
84	ELLISON	15	74	55	55	55	72	100
100	RIDLEY	16	55	72	72	72	100	6
18	PRENTICE	17	18	18	100	100	18	18
162	COOPER	18	100	100	18	18	6	64
26	LEE	19	64	64	73	6	64	46
55	TOLAND	20	46	73	64	73	73	73
54	HOLD	21	73	46	6	64	46	54
46	MARSHALL	22	54	54	46	46	54	42
74	WHITBY	23	67	67	54	54	67	
77	COLLINS	24	42	6	67	67	42	
20	OSTERHOLZER	25	6	42	42	42	77	
65	TERRY	26	20	20	77	77	65	
42	PEARSON	27	65	77	20	20	20	
67	BAILEY	28	77	65	65	65		
73	TURNER	29						
75	JOHNSON	30						

International Sidecar Revival Meeting @ Cadwell Park

DFDS Yamaha Past Masters

RACE 4 - SECTOR ANALYSIS



SECTOR 1 = FL to I1, SECTOR 2 = I1 to FL, DIFF = Difference To Personal Best Lap, P = Crossed Finish Line in Pit Lane, D = Time Disallowed

P1 51		Kevin WHOLEY		Yamaha TZR - Twistgrip Motorcycles		
IDEAL LAP TIME : 1:42.410		BEST LAP TIME : 1:42.572		DIFFERENCE : 0.162		
LAP	SECTOR 1	SECTOR 2	LAP TIME	MPH	DIFF	TIME OF DAY
1 -		43.172	1:48.724	72.18	6.152	15:37:11.478
2 -	1:00.474	43.450	1:43.924	75.51	1.352	15:38:55.402
3 -	1:01.060	42.612	1:43.672	75.70	1.100	15:40:39.074
4 -	59.798	42.834	1:42.632 (2)	76.46	0.060	15:42:21.706
5 -	59.866	42.706	1:42.572 (1)	76.51		15:44:04.278
6 -	1:00.154	42.782	1:42.936 (3)	76.24	0.364	15:45:47.214

P2 8		David BALL		Yamaha TZR250 - Gardiner Page and Roe pension consultants		
IDEAL LAP TIME : 1:42.216		BEST LAP TIME : 1:42.442		DIFFERENCE : 0.226		
LAP	SECTOR 1	SECTOR 2	LAP TIME	MPH	DIFF	TIME OF DAY
1 -		43.652	1:50.748	70.86	8.306	15:37:13.502
2 -	59.789	42.923	1:42.712 (3)	76.40	0.270	15:38:56.214
3 -	1:00.506	43.099	1:43.605	75.74	1.163	15:40:39.819
4 -	59.772	42.670	1:42.442 (1)	76.60		15:42:22.261
5 -	59.549	43.272	1:42.821	76.32	0.379	15:44:05.082
6 -	59.546	43.017	1:42.563 (2)	76.51	0.121	15:45:47.645

P3 86		Richie WELSH		Yamaha TZR 250 - EDEN'S BABY EXPERIENCES/ PETER FLE		
IDEAL LAP TIME : 1:42.645		BEST LAP TIME : 1:42.958		DIFFERENCE : 0.313		
LAP	SECTOR 1	SECTOR 2	LAP TIME	MPH	DIFF	TIME OF DAY
1 -		42.930	1:49.266	71.82	6.308	15:37:12.020
2 -	1:00.786	42.756	1:43.542	75.79	0.584	15:38:55.562
3 -	1:00.317	43.047	1:43.364	75.92	0.406	15:40:38.926
4 -	1:00.343	42.720	1:43.063 (3)	76.14	0.105	15:42:21.989
5 -	1:00.173	42.785	1:42.958 (1)	76.22		15:44:04.947
6 -	59.925	43.034	1:42.959 (2)	76.22	0.001	15:45:47.906

P4 26		Damian LEE		Yamaha TZR250 - Leed Autos		
IDEAL LAP TIME : 1:46.116		BEST LAP TIME : 1:46.775		DIFFERENCE : 0.659		
LAP	SECTOR 1	SECTOR 2	LAP TIME	MPH	DIFF	TIME OF DAY
1 -		46.443	1:58.868	66.02	12.093	15:37:21.622
2 -	1:03.795	44.459	1:48.254	72.49	1.479	15:39:09.876
3 -	1:02.507	44.432	1:46.939 (2)	73.38	0.164	15:40:56.815
4 -	1:02.758	44.453	1:47.211 (3)	73.20	0.436	15:42:44.026
5 -	1:02.591	44.184	1:46.775 (1)	73.50		15:44:30.801
6 -	1:01.932	45.762	1:47.694	72.87	0.919	15:46:18.495

P5 27		Richard HAYWARD		Yamaha TZR - BC vehicle repairs/ Snap on Tools		
IDEAL LAP TIME : 1:46.931		BEST LAP TIME : 1:46.931		DIFFERENCE : 0.000		
LAP	SECTOR 1	SECTOR 2	LAP TIME	MPH	DIFF	TIME OF DAY
1 -		45.032	1:53.437	69.18	6.506	15:37:16.191
2 -	1:02.396	44.986	1:47.382 (2)	73.08	0.451	15:39:03.573
3 -	1:02.248	44.683	1:46.931 (1)	73.39		15:40:50.504
4 -	1:03.308	45.637	1:48.945 (3)	72.03	2.014	15:42:39.449
5 -	1:04.212	45.505	1:49.717	71.53	2.786	15:44:29.166
6 -	1:02.460	47.128	1:49.588	71.61	2.657	15:46:18.754

P6 4		Denis HALIL		Yamaha TZR250 - D & A AUTOS		
IDEAL LAP TIME : 1:49.422		BEST LAP TIME : 1:49.570		DIFFERENCE : 0.148		
LAP	SECTOR 1	SECTOR 2	LAP TIME	MPH	DIFF	TIME OF DAY
1 -		47.373	1:57.673	66.69	8.103	15:37:20.427
2 -	1:05.797	46.403	1:52.200	69.94	2.630	15:39:12.627
3 -	1:03.605	46.060	1:49.665 (2)	71.56	0.095	15:41:02.292
4 -	1:03.753	45.817	1:49.570 (1)	71.62		15:42:51.862
5 -	1:04.009	45.854	1:49.863 (3)	71.43	0.293	15:44:41.725
6 -	1:04.174	46.897	1:51.071	70.65	1.501	15:46:32.796

International Sidecar Revival Meeting @ Cadwell Park

DFDS Yamaha Past Masters

RACE 4 - SECTOR ANALYSIS



SECTOR 1 = FL to I1, SECTOR 2 = I1 to FL, DIFF = Difference To Personal Best Lap, P = Crossed Finish Line in Pit Lane, D = Time Disallowed

P7 74		Paul WHITBY		Yamaha TZR 250 - Greybridge Ltd		
IDEAL LAP TIME : 1:48.701		BEST LAP TIME : 1:49.129		DIFFERENCE : 0.428		
LAP	SECTOR 1	SECTOR 2	LAP TIME	MPH	DIFF	TIME OF DAY
1 -		45.979	1:59.842	65.48	10.713	15:37:22.596
2 -	1:05.286	47.110	1:52.396	69.82	3.267	15:39:14.992
3 -	1:03.215	46.219	1:49.434 (3)	71.71	0.305	15:41:04.426
4 -	1:03.730	46.210	1:49.940	71.38	0.811	15:42:54.366
5 -	1:03.022	46.107	1:49.129 (1)	71.91		15:44:43.495
6 -	1:02.722	46.647	1:49.369 (2)	71.75	0.240	15:46:32.864

P8 162		Darren COOPER		Yamaha TZR250 - Twistgrip Motorcycles		
IDEAL LAP TIME : 1:49.295		BEST LAP TIME : 1:49.363		DIFFERENCE : 0.068		
LAP	SECTOR 1	SECTOR 2	LAP TIME	MPH	DIFF	TIME OF DAY
1 -		46.862	1:59.615	65.61	10.252	15:37:22.369
2 -	1:04.455	47.438	1:51.893	70.13	2.530	15:39:14.262
3 -	1:03.579	46.425	1:50.004	71.34	0.641	15:41:04.266
4 -	1:03.615	46.330	1:49.945 (3)	71.38	0.582	15:42:54.211
5 -	1:03.491	46.164	1:49.655 (2)	71.57	0.292	15:44:43.866
6 -	1:03.131	46.232	1:49.363 (1)	71.76		15:46:33.229

P9 60 C		Danny GOUGH		Yamaha TZR 250 - G Force Motorcycles		
IDEAL LAP TIME : 1:51.435		BEST LAP TIME : 1:51.439		DIFFERENCE : 0.004		
LAP	SECTOR 1	SECTOR 2	LAP TIME	MPH	DIFF	TIME OF DAY
1 -		46.956	1:57.011	67.07	5.572	15:37:19.765
2 -	1:06.082	46.837	1:52.919	69.50	1.480	15:39:12.684
3 -	1:04.763	46.676	1:51.439 (1)	70.42		15:41:04.123
4 -	1:04.765	46.674	1:51.439 (1)	70.42		15:42:55.562
5 -	1:04.761	46.747	1:51.508 (3)	70.38	0.069	15:44:47.070
6 -	1:04.835	47.506	1:52.341	69.85	0.902	15:46:39.411

P10 85		Andrew WALES		Yamaha TZR 250 - Show Control International		
IDEAL LAP TIME : 1:49.213		BEST LAP TIME : 1:49.680		DIFFERENCE : 0.467		
LAP	SECTOR 1	SECTOR 2	LAP TIME	MPH	DIFF	TIME OF DAY
1 -		46.805	1:57.385	66.85	7.705	15:37:20.139
2 -	1:07.475	47.219	1:54.694	68.42	5.014	15:39:14.833
3 -	1:04.885	46.574	1:51.459 (3)	70.41	1.779	15:41:06.292
4 -	1:03.754	45.926	1:49.680 (1)	71.55		15:42:55.972
5 -	1:03.287	46.582	1:49.869 (2)	71.43	0.189	15:44:45.841
6 -	1:06.215	47.484	1:53.699	69.02	4.019	15:46:39.540

P11 7		Pete FISHWICK		Yamaha TZR250 - 2T Engineering		
IDEAL LAP TIME : 1:50.716		BEST LAP TIME : 1:51.223		DIFFERENCE : 0.507		
LAP	SECTOR 1	SECTOR 2	LAP TIME	MPH	DIFF	TIME OF DAY
1 -		46.784	1:58.716	66.10	7.493	15:37:21.470
2 -	1:05.861	47.110	1:52.971	69.46	1.748	15:39:14.441
3 -	1:04.790	46.500	1:51.290 (2)	70.51	0.067	15:41:05.731
4 -	1:04.216	47.411	1:51.627	70.30	0.404	15:42:57.358
5 -	1:04.502	47.083	1:51.585 (3)	70.33	0.362	15:44:48.943
6 -	1:04.296	46.927	1:51.223 (1)	70.56		15:46:40.166

P12 52 C		Andy FLUX		Yamaha TZR 250 - Mach 1 Automotive LTD		
IDEAL LAP TIME : 1:50.661		BEST LAP TIME : 1:50.808		DIFFERENCE : 0.147		
LAP	SECTOR 1	SECTOR 2	LAP TIME	MPH	DIFF	TIME OF DAY
1 -		47.192	1:58.374	66.29	7.566	15:37:21.128
2 -	1:06.021	46.975	1:52.996	69.45	2.188	15:39:14.124
3 -	1:05.401	46.703	1:52.104 (3)	70.00	1.296	15:41:06.228
4 -	1:04.575	46.857	1:51.432 (2)	70.42	0.624	15:42:57.660
5 -	1:04.722	46.086	1:50.808 (1)	70.82		15:44:48.468
6 -	1:05.048	47.131	1:52.179	69.96	1.371	15:46:40.647

International Sidecar Revival Meeting @ Cadwell Park

DFDS Yamaha Past Masters

RACE 4 - SECTOR ANALYSIS



SECTOR 1 = FL to I1, SECTOR 2 = I1 to FL, DIFF = Difference To Personal Best Lap, P = Crossed Finish Line in Pit Lane, D = Time Disallowed

P13 55		Paul TOLAND		Yamaha TZR250 - Kippers keys		
IDEAL LAP TIME : 1:50.814		BEST LAP TIME : 1:50.977		DIFFERENCE : 0.163		
LAP	SECTOR 1	SECTOR 2	LAP TIME	MPH	DIFF	TIME OF DAY
1 -		47.229	2:01.493	64.59	10.516	15:37:24.247
2 -	1:04.331	47.209	1:51.540 (3)	70.36	0.563	15:39:15.787
3 -	1:04.296	46.681	1:50.977 (1)	70.71		15:41:06.764
4 -	1:04.327	46.669	1:50.996 (2)	70.70	0.019	15:42:57.760
5 -	1:05.038	46.518	1:51.556	70.35	0.579	15:44:49.316
6 -	1:04.537	47.101	1:51.638	70.29	0.661	15:46:40.954

P14 72 C		John HAMILTON		Yamaha TRZ250 - LW Racing		
IDEAL LAP TIME : 1:50.564		BEST LAP TIME : 1:51.027		DIFFERENCE : 0.463		
LAP	SECTOR 1	SECTOR 2	LAP TIME	MPH	DIFF	TIME OF DAY
1 -		47.343	1:59.529	65.65	8.502	15:37:22.283
2 -	1:06.063	47.513	1:53.576	69.09	2.549	15:39:15.859
3 -	1:04.730	46.815	1:51.545 (3)	70.35	0.518	15:41:07.404
4 -	1:04.156	47.089	1:51.245 (2)	70.54	0.218	15:42:58.649
5 -	1:03.908	47.987	1:51.895	70.13	0.868	15:44:50.544
6 -	1:03.749	47.278	1:51.027 (1)	70.68		15:46:41.571

P15 100 R		Thomas RIDLEY		Yamaha TZR 250 - www.ypmrc.co.uk		
IDEAL LAP TIME : 1:53.163		BEST LAP TIME : 1:53.190		DIFFERENCE : 0.027		
LAP	SECTOR 1	SECTOR 2	LAP TIME	MPH	DIFF	TIME OF DAY
1 -		47.751	2:02.457	64.08	9.267	15:37:25.211
2 -	1:06.702	47.720	1:54.422	68.58	1.232	15:39:19.633
3 -	1:06.261	46.929	1:53.190 (1)	69.33		15:41:12.823
4 -	1:06.234	47.312	1:53.546 (2)	69.11	0.356	15:43:06.369
5 -	1:06.952	47.291	1:54.243 (3)	68.69	1.053	15:45:00.612
6 -	1:08.036	49.033	1:57.069	67.03	3.879	15:46:57.681

P16 6 C		Alan BUSHELL		Yamaha RD250LC - Moonraker motorcycles		
IDEAL LAP TIME : 1:52.267		BEST LAP TIME : 1:52.267		DIFFERENCE : 0.000		
LAP	SECTOR 1	SECTOR 2	LAP TIME	MPH	DIFF	TIME OF DAY
1 -		48.402	2:11.753	59.56	19.486	15:37:34.507
2 -	1:06.075	47.854	1:53.929	68.88	1.662	15:39:28.436
3 -	1:05.441	48.349	1:53.790	68.96	1.523	15:41:22.226
4 -	1:05.535	47.865	1:53.400 (3)	69.20	1.133	15:43:15.626
5 -	1:05.570	47.529	1:53.099 (2)	69.39	0.832	15:45:08.725
6 -	1:05.307	46.960	1:52.267 (1)	69.90		15:47:00.992

P17 18		Marc PRENTICE		Yamaha TZR250 - Hard graft ??		
IDEAL LAP TIME : 1:53.961		BEST LAP TIME : 1:55.067		DIFFERENCE : 1.106		
LAP	SECTOR 1	SECTOR 2	LAP TIME	MPH	DIFF	TIME OF DAY
1 -		48.072	2:01.653	64.51	6.586	15:37:24.407
2 -	1:07.213	47.854	1:55.067 (1)	68.20		15:39:19.474
3 -	1:08.485	47.136	1:55.621 (3)	67.87	0.554	15:41:15.095
4 -	1:07.849	48.840	1:56.689	67.25	1.622	15:43:11.784
5 -	1:07.839	49.042	1:56.881	67.14	1.814	15:45:08.665
6 -	1:06.825	48.677	1:55.502 (2)	67.94	0.435	15:47:04.167

P18 64 R		Iain DAVIS		Yamaha TZR 2MA -		
IDEAL LAP TIME : 1:55.705		BEST LAP TIME : 1:55.778		DIFFERENCE : 0.073		
LAP	SECTOR 1	SECTOR 2	LAP TIME	MPH	DIFF	TIME OF DAY
1 -		47.914	2:03.693	63.44	7.915	15:37:26.447
2 -	1:07.849	48.841	1:56.690	67.25	0.912	15:39:23.137
3 -	1:08.946	48.265	1:57.211	66.95	1.433	15:41:20.348
4 -	1:08.393	47.943	1:56.336 (3)	67.46	0.558	15:43:16.684
5 -	1:08.060	48.106	1:56.166 (2)	67.55	0.388	15:45:12.850
6 -	1:07.791	47.987	1:55.778 (1)	67.78		15:47:08.628

International Sidecar Revival Meeting @ Cadwell Park

DFDS Yamaha Past Masters

RACE 4 - SECTOR ANALYSIS



SECTOR 1 = FL to I1, SECTOR 2 = I1 to FL, DIFF = Difference To Personal Best Lap, P = Crossed Finish Line in Pit Lane, D = Time Disallowed

P19 46 C		Kevin MARSHALL		Yamaha TZR250 - Stacey Processing		
IDEAL LAP TIME : 1:54.964		BEST LAP TIME : 1:54.964		DIFFERENCE : 0.000		
LAP	SECTOR 1	SECTOR 2	LAP TIME	MPH	DIFF	TIME OF DAY
1 -		48.921	2:05.352	62.60	10.388	15:37:28.106
2 -	1:08.625	48.738	1:57.363	66.87	2.399	15:39:25.469
3 -	1:07.941	49.364	1:57.305	66.90	2.341	15:41:22.774
4 -	1:06.850	48.114	1:54.964 (1)	68.26		15:43:17.738
5 -	1:07.559	48.431	1:55.990 (3)	67.66	1.026	15:45:13.728
6 -	1:07.746	48.185	1:55.931 (2)	67.69	0.967	15:47:09.659

P20 73 C		Colvin TURNER		Yamaha TZR250 -		
IDEAL LAP TIME : 1:54.951		BEST LAP TIME : 1:54.953		DIFFERENCE : 0.002		
LAP	SECTOR 1	SECTOR 2	LAP TIME	MPH	DIFF	TIME OF DAY
1 -		49.557	2:06.305	62.13	11.352	15:37:29.059
2 -	1:06.346	49.351	1:55.697 (2)	67.83	0.744	15:39:24.756
3 -	1:06.348	48.605	1:54.953 (1)	68.27		15:41:19.709
4 -	1:06.566	49.632	1:56.198 (3)	67.54	1.245	15:43:15.907
5 -	1:07.439	49.908	1:57.347	66.87	2.394	15:45:13.254
6 -	1:07.864	49.715	1:57.579	66.74	2.626	15:47:10.833

P21 54 C		John HOLD		Yamaha RD350 YPVS -		
IDEAL LAP TIME : 1:54.871		BEST LAP TIME : 1:55.265		DIFFERENCE : 0.394		
LAP	SECTOR 1	SECTOR 2	LAP TIME	MPH	DIFF	TIME OF DAY
1 -		49.584	2:06.969	61.81	11.704	15:37:29.723
2 -	1:07.682	48.614	1:56.296 (3)	67.48	1.031	15:39:26.019
3 -	1:07.741	49.278	1:57.019	67.06	1.754	15:41:23.038
4 -	1:07.885	47.898	1:55.783 (2)	67.78	0.518	15:43:18.821
5 -	1:06.973	48.292	1:55.265 (1)	68.08		15:45:14.086
6 -	1:07.730	49.562	1:57.292	66.91	2.027	15:47:11.378

P22 42 C		Martin PEARSON		Yamaha TZR250 -		
IDEAL LAP TIME : 1:57.084		BEST LAP TIME : 1:57.084		DIFFERENCE : 0.000		
LAP	SECTOR 1	SECTOR 2	LAP TIME	MPH	DIFF	TIME OF DAY
1 -		50.088	2:10.564	60.10	13.480	15:37:33.318
2 -	1:09.505	49.566	1:59.071	65.91	1.987	15:39:32.389
3 -	1:09.338	49.552	1:58.890	66.01	1.806	15:41:31.279
4 -	1:08.919	49.622	1:58.541 (2)	66.20	1.457	15:43:29.820
5 -	1:08.978	49.635	1:58.613 (3)	66.16	1.529	15:45:28.433
6 -	1:07.921	49.163	1:57.084 (1)	67.02		15:47:25.517

P23 77		Adam COLLINS		Yamaha TZR250 - 2 Cows Racing		
IDEAL LAP TIME : 2:01.447		BEST LAP TIME : 2:01.447		DIFFERENCE : 0.000		
LAP	SECTOR 1	SECTOR 2	LAP TIME	MPH	DIFF	TIME OF DAY
1 -		53.464	2:15.715	57.82	14.268	15:37:38.469
2 -	1:12.773	52.885	2:05.658	62.45	4.211	15:39:44.127
3 -	1:13.176	50.641	2:03.817 (3)	63.38	2.370	15:41:47.944
4 -	1:11.678	50.994	2:02.672 (2)	63.97	1.225	15:43:50.616
5 -	1:10.942	50.505	2:01.447 (1)	64.62		15:45:52.063

P24 65 C		Nigel TERRY		Yamaha TZR250 - NTrap Garage Doors		
IDEAL LAP TIME : 2:05.158		BEST LAP TIME : 2:05.158		DIFFERENCE : 0.000		
LAP	SECTOR 1	SECTOR 2	LAP TIME	MPH	DIFF	TIME OF DAY
1 -		53.534	2:15.137	58.07	9.979	15:37:37.891
2 -	1:13.265	53.333	2:06.598 (3)	61.99	1.440	15:39:44.489
3 -	1:13.320	53.034	2:06.354 (2)	62.11	1.196	15:41:50.843
4 -	1:12.426	52.732	2:05.158 (1)	62.70		15:43:56.001
5 -	1:13.971	56.474	2:10.445	60.16	5.287	15:46:06.446

International Sidecar Revival Meeting @ Cadwell Park

DFDS Yamaha Past Masters

RACE 4 - SECTOR ANALYSIS



SECTOR 1 = FL to I1, SECTOR 2 = I1 to FL, DIFF = Difference To Personal Best Lap, P = Crossed Finish Line in Pit Lane, D = Time Disallowed

P25		20 R		Sara Sophie OSTERHOLZER		Yamaha TZR 250 -	
IDEAL LAP TIME : 2:04.982		BEST LAP TIME : 2:04.982		DIFFERENCE : 0.000			
LAP	SECTOR 1	SECTOR 2	LAP TIME	MPH	DIFF	TIME OF DAY	
1 -		53.816	2:14.671	58.27	9.689	15:37:37.425	
2 -	1:13.237	53.025	2:06.262 (2)	62.15	1.280	15:39:43.687	
3 -	1:13.713	53.275	2:06.988 (3)	61.80	2.006	15:41:50.675	
4 -	1:12.286	52.696	2:04.982 (1)	62.79		15:43:55.657	
5 -	1:20.772	1:02.772	2:23.544	54.67	18.562	15:46:19.201	

P26		57		Geoff MOOK		Yamaha TZR 250 -	
IDEAL LAP TIME : 1:43.630		BEST LAP TIME : 1:43.785		DIFFERENCE : 0.155			
LAP	SECTOR 1	SECTOR 2	LAP TIME	MPH	DIFF	TIME OF DAY	
1 -		43.399	1:50.277	71.16	6.492	15:37:13.031	
2 -	1:00.659	43.126	1:43.785 (1)	75.61		15:38:56.816	
3 -	1:00.504	43.616	1:44.120 (2)	75.37	0.335	15:40:40.936	
4 -	1:00.945	44.632	1:45.577	74.33	1.792	15:42:26.513	
5 -	1:01.201	43.587	1:44.788 (3)	74.89	1.003	15:44:11.301	

P27		67		Mark BAILEY		Yamaha TZR - Elite Air conditioning Ltd. Hydroflow plumbing ltd	
IDEAL LAP TIME : 1:56.375		BEST LAP TIME : 1:56.431		DIFFERENCE : 0.056			
LAP	SECTOR 1	SECTOR 2	LAP TIME	MPH	DIFF	TIME OF DAY	
1 -		49.442	2:07.311	61.64	10.880	15:37:30.065	
2 -	1:07.829	49.088	1:56.917 (3)	67.12	0.486	15:39:26.982	
3 -	1:07.563	49.075	1:56.638 (2)	67.28	0.207	15:41:23.620	
4 -	1:07.619	48.812	1:56.431 (1)	67.40		15:43:20.051	
5 -	1:09.503	49.271	1:58.774	66.07	2.343	15:45:18.825	

P28		75		Anthony JOHNSON		Yamaha TZR 250 - INTA MOTORCYCLE SERVICES LTD	
IDEAL LAP TIME : 1:41.795		BEST LAP TIME : 1:42.451		DIFFERENCE : 0.656			
LAP	SECTOR 1	SECTOR 2	LAP TIME	MPH	DIFF	TIME OF DAY	
1 -		46.061	1:57.593	66.73	15.142	15:37:20.347	
2 -	1:01.854	42.203	1:44.057 (3)	75.42	1.606	15:39:04.404	
3 -	59.592	42.868	1:42.460 (2)	76.59	0.009	15:40:46.864	
4 -	1:00.000	42.451	1:42.451 (1)	76.60		15:42:29.315	

International Sidecar Revival Meeting @ Cadwell Park

DFDS Yamaha Past Masters

RACE 4 - BEST SECTORS

SECTOR 1				SECTOR 2				IDEAL / BEST COMPARISON				
POS	NO	NAME	TIME	NO	NAME	TIME	POS	NO	NAME	IDEAL	BEST	DIFF
									PERFECT LAP	1:41.749		
1	8	BALL	59.546	75	JOHNSON	42.203	1	75	JOHNSON	1:41.795	1:42.451	0.656
2	75	JOHNSON	59.592	51	WHOLEY	42.612	2	8	BALL	1:42.216	1:42.442	0.226
3	51	WHOLEY	59.798	8	BALL	42.670	3	51	WHOLEY	1:42.410	1:42.572	0.162
4	86	WELSH	59.925	86	WELSH	42.720	4	86	WELSH	1:42.645	1:42.958	0.313
5	57	MOOK	1:00.504	57	MOOK	43.126	5	57	MOOK	1:43.630	1:43.785	0.155
6	26	LEE	1:01.932	26	LEE	44.184	6	26	LEE	1:46.116	1:46.775	0.659
7	27	HAYWARD	1:02.248	27	HAYWARD	44.683	7	27	HAYWARD	1:46.931	1:46.931	0.000
8	74	WHITBY	1:02.722	4	HALIL	45.817	8	74	WHITBY	1:48.701	1:49.129	0.428
9	162	COOPER	1:03.131	85	WALES	45.926	9	85	WALES	1:49.213	1:49.680	0.467
10	85	WALES	1:03.287	74	WHITBY	45.979	10	162	COOPER	1:49.295	1:49.363	0.068
11	4	HALIL	1:03.605	52	FLUX	46.086	11	4	HALIL	1:49.422	1:49.570	0.148
12	72	HAMILTON	1:03.749	162	COOPER	46.164	12	72	HAMILTON	1:50.564	1:51.027	0.463
13	7	FISHWICK	1:04.216	7	FISHWICK	46.500	13	52	FLUX	1:50.661	1:50.808	0.147
14	55	TOLAND	1:04.296	55	TOLAND	46.518	14	7	FISHWICK	1:50.716	1:51.223	0.507
15	52	FLUX	1:04.575	60	GOUGH	46.674	15	55	TOLAND	1:50.814	1:50.977	0.163
16	60	GOUGH	1:04.761	72	HAMILTON	46.815	16	60	GOUGH	1:51.435	1:51.439	0.004
17	6	BUSHELL	1:05.307	100	RIDLEY	46.929	17	6	BUSHELL	1:52.267	1:52.267	0.000
18	100	RIDLEY	1:06.234	6	BUSHELL	46.960	18	100	RIDLEY	1:53.163	1:53.190	0.027
19	73	TURNER	1:06.346	18	PRENTICE	47.136	19	18	PRENTICE	1:53.961	1:55.067	1.106
20	18	PRENTICE	1:06.825	54	HOLD	47.898	20	54	HOLD	1:54.871	1:55.265	0.394
21	46	MARSHALL	1:06.850	64	DAVIS	47.914	21	73	TURNER	1:54.951	1:54.953	0.002
22	54	HOLD	1:06.973	46	MARSHALL	48.114	22	46	MARSHALL	1:54.964	1:54.964	0.000
23	67	BAILEY	1:07.563	73	TURNER	48.605	23	64	DAVIS	1:55.705	1:55.778	0.073
24	64	DAVIS	1:07.791	67	BAILEY	48.812	24	67	BAILEY	1:56.375	1:56.431	0.056
25	42	PEARSON	1:07.921	42	PEARSON	49.163	25	42	PEARSON	1:57.084	1:57.084	0.000
26	77	COLLINS	1:10.942	77	COLLINS	50.505	26	77	COLLINS	2:01.447	2:01.447	0.000
27	20	OSTERHOLZER	1:12.286	20	OSTERHOLZER	52.696	27	20	OSTERHOLZER	2:04.982	2:04.982	0.000
28	65	TERRY	1:12.426	65	TERRY	52.732	28	65	TERRY	2:05.158	2:05.158	0.000

International Sidecar Revival Meeting @ Cadwell Park

DFDS Yamaha Past Masters

RACE 4 - STATISTICS

Competitors Started 28
Planned Start 2024-08-03 @ 12:55:00.000
Actual Start 2024-08-03 @ 15:35:22.753
Finish Time 2024-08-03 @ 15:45:47.213
Track Length 2.1800mi.
Total Laps 161
Total Distance Covered 350.9830mi.

Session Fastest Lap History

NO	CL	NAME	LAP TIME	TIME OF DAY	LAP	VEHICLE
51		Kevin WHOLEY	1:43.924	15:38:55.433	2	Yamaha TZR
86		Richie WELSH	1:43.542	15:38:55.593	2	Yamaha TZR 250
8		David BALL	1:42.712	15:38:56.246	2	Yamaha TZR250
75		Anthony JOHNSON	1:42.460	15:40:46.877	3	Yamaha TZR 250
8		David BALL	1:42.442	15:42:22.292	4	Yamaha TZR250

Session Leader History

NO	CL	NAME	FROM LAP	LAPS LED	DISTANCE	VEHICLE
51		Kevin WHOLEY	1	2	4.36 miles	Yamaha TZR
86		Richie WELSH	3	1	2.18 miles	Yamaha TZR 250
51		Kevin WHOLEY	4	3	6.54 miles	Yamaha TZR

Flag History

TYPE	TIME OF DAY
GREEN	15:35:22.753
FINISH	15:45:47.213

Flag Statistics

TYPE	COUNT	TOTAL LAPS	TOTAL TIME
Green	1	6	13:39.165
Red	0	0	0.000
Safety Car	0	0	0.000
FCY	0	0	0.000

International Sidecar Revival Meeting @ Cadwell Park

DFDS Yamaha Past Masters

RACE 4 - STATISTICS

CLASS :

16 Starters

Fastest Lap History

NO	NAME	LAP TIME	TIME OF DAY	LAP	VEHICLE
51	Kevin WHOLEY	1:43.924	15:38:55.433	2	Yamaha TZR
86	Richie WELSH	1:43.542	15:38:55.593	2	Yamaha TZR 250
8	David BALL	1:42.712	15:38:56.246	2	Yamaha TZR250
75	Anthony JOHNSON	1:42.460	15:40:46.877	3	Yamaha TZR 250
8	David BALL	1:42.442	15:42:22.292	4	Yamaha TZR250

Leader History

NO	NAME	FROM LAP	LAPS LED	DISTANCE	VEHICLE
51	Kevin WHOLEY	1	2	4.36 miles	Yamaha TZR
86	Richie WELSH	3	1	2.18 miles	Yamaha TZR 250
51	Kevin WHOLEY	4	3	6.54 miles	Yamaha TZR

International Sidecar Revival Meeting @ Cadwell Park

DFDS Yamaha Past Masters

RACE 4 - STATISTICS

CLASS : C

9 Starters

Fastest Lap History

NO	NAME	LAP TIME	TIME OF DAY	LAP	VEHICLE
60	Danny GOUGH	1:52.919	15:39:12.684	2	Yamaha TZR 250
60	Danny GOUGH	1:51.439	15:41:04.153	3	Yamaha TZR 250
52	Andy FLUX	1:51.432	15:42:57.695	4	Yamaha TZR 250
72	John HAMILTON	1:51.245	15:42:58.683	4	Yamaha TRZ250
52	Andy FLUX	1:50.808	15:44:48.503	5	Yamaha TZR 250

Leader History

NO	NAME	FROM LAP	LAPS LED	DISTANCE	VEHICLE
60	Danny GOUGH	1	6	13.08 miles	Yamaha TZR 250

International Sidecar Revival Meeting @ Cadwell Park

DFDS Yamaha Past Masters

RACE 4 - STATISTICS

CLASS : R

3 Starters

Fastest Lap History

NO	NAME	LAP TIME	TIME OF DAY	LAP	VEHICLE
100	Thomas RIDLEY	1:54.422	15:39:19.673	2	Yamaha TZR 250
100	Thomas RIDLEY	1:53.190	15:41:12.864	3	Yamaha TZR 250

Leader History

NO	NAME	FROM LAP	LAPS LED	DISTANCE	VEHICLE
100	Thomas RIDLEY	1	6	13.08 miles	Yamaha TZR 250

International Sidecar Revival Meeting @ Cadwell Park

DFDS Yamaha Past Masters

RACE 9 - GRID (5 Laps)

ROW 10	28	65 Nigel TERRY	2:05.158	29	333 Mark STUBBERFIELD	30	84 Bert ELLISON
ROW 9	25	42 Martin PEARSON	1:57.084	26	77 Adam COLLINS	27	20 Sara Sophie OSTERHOLZER
ROW 8	22	54 John HOLD	1:55.265	23	64 Iain DAVIS	24	67 Mark BAILEY
ROW 7	19	73 Colvin TURNER	1:54.953	20	46 Kevin MARSHALL	21	18 Marc PRENTICE
ROW 6	16	60 Danny GOUGH	1:51.439	17	6 Alan BUSHELL	18	100 Thomas RIDLEY
ROW 5	13	55 Paul TOLAND	1:50.977	14	72 John HAMILTON	15	7 Pete FISHWICK
ROW 4	10	4 Denis HALIL	1:49.570	11	85 Andrew WALES	12	52 Andy FLUX
ROW 3	7	27 Richard HAYWARD	1:46.931	8	74 Paul WHITBY	9	162 Darren COOPER
ROW 2	4	86 Richie WELSH	1:42.958	5	57 Geoff MOOK	6	26 Damian LEE
ROW 1	1	8 David BALL	1:42.442	2	75 Anthony JOHNSON	3	51 Kevin WHOLEY
Pole							

These results are provisional until the conclusion of any judicial and technical matters.

Cadwell Park: 2.1800 miles

Clerk Of Course:

Tony MacBride

Stewards:

Timekeeper:

Richard Evans



Results can be found at www.tsl-timing.com

Printed - 15:52 Saturday, 03 August 2024





International Sidecar Revival Meeting @ Cadwell Park

DFDS Yamaha Past Masters

RACE 9 - CLASSIFICATION

Race Distance: 5 Laps / 10.90 miles

POS	NO	CL	PIC	NAME	ENTRY	LAPS	TIME	GAP	DIFF	MPH	BEST	ON	GRD	↑↓
1	75		1	Anthony JOHNSON	Yamaha TZR 250 - INTA MOTORCYCLE SERVICES LTD	5	8:33.552			76.40	1:41.525	4	2	1
2	51		2	Kevin WHOLEY	Yamaha TZR - Twistgrip Motorcycles	5	8:39.732	6.180	6.180	75.50	1:42.284	2	3	1
3	8		3	David BALL	Yamaha TZR250 - Gardiner Page and Roe pension consult	5	8:43.973	10.421	4.241	74.88	1:43.047	2	1	-2
4	86		4	Richie WELSH	Yamaha TZR 250 - EDEN'S BABY EXPERIENCES/ PETER	5	8:45.273	11.721	1.300	74.70	1:42.907	2	4	0
5	26		5	Damian LEE	Yamaha TZR250 - Leed Autos	5	9:00.217	26.665	14.944	72.63	1:45.703	2	6	1
6	27		6	Richard HAYWARD	Yamaha TZR - BC vehicle repairs/ Snap on Tools	5	9:00.276	26.724	0.059	72.63	1:45.413	4	7	1
7	4		7	Denis HALIL	Yamaha TZR250 - D & A AUTOS	5	9:04.652	31.100	4.376	72.04	1:47.074	2	10	3
8	74		8	Paul WHITBY	Yamaha TZR 250 - Greybridge Ltd	5	9:05.898	32.346	1.246	71.88	1:47.590	4	8	0
9	85		9	Andrew WALES	Yamaha TZR 250 - Show Control International	5	9:16.358	42.806	10.460	70.53	1:48.600	3	11	2
10	57		10	Geoff MOOK	Yamaha TZR 250 -	5	9:16.512	42.960	0.154	70.51	1:45.970	4	5	-5
11	162		11	Darren COOPER	Yamaha TZR250 - Twistgrip Motorcycles	5	9:16.812	43.260	0.300	70.47	1:49.394	2	9	-2
12	55		12	Paul TOLAND	Yamaha TZR250 - Kippers keys	5	9:17.158	43.606	0.346	70.42	1:49.942	2	13	1
13	7		13	Pete FISHWICK	Yamaha TZR250 - 2T Engineering	5	9:18.058	44.506	0.900	70.31	1:49.584	5	15	2
14	72	C	1	John HAMILTON	Yamaha TRZ250 - LW Racing	5	9:18.785	45.233	0.727	70.22	1:48.811	5	14	0
15	52	C	2	Andy FLUX	Yamaha TZR 250 - Mach 1 Automotive LTD	5	9:19.355	45.803	0.570	70.15	1:49.747	5	12	-3
16	60	C	3	Danny GOUGH	Yamaha TZR 250 - G Force Motorcycles	5	9:27.352	53.800	7.997	69.16	1:50.350	2	16	0
17	100	R	1	Thomas RIDLEY	Yamaha TZR 250 - www.ypmrc.co.uk	5	9:37.384	1:03.832	10.032	67.96	1:53.323	5	18	1
18	333	C	4	Mark STUBBERFIELD	Yamaha TZR250 - Polished concrete London	5	9:38.006	1:04.454	0.622	67.88	1:52.565	2	29	11
19	64	R	2	Iain DAVIS	Yamaha TZR 2MA -	5	9:53.569	1:20.017	15.563	66.10	1:54.739	5	23	4
20	46	C	5	Kevin MARSHALL	Yamaha TZR250 - Stacey Processing	5	9:54.109	1:20.557	0.540	66.04	1:54.607	5	20	0
21	73	C	6	Colvin TURNER	Yamaha TZR250 -	5	10:03.887	1:30.335	9.778	64.97	1:57.471	3	19	-2
22	42	C	7	Martin PEARSON	Yamaha TZR250 -	5	10:04.014	1:30.462	0.127	64.96	1:57.516	3	25	3
23	54	C	8	John HOLD	Yamaha RD350 YPVS -	5	10:04.177	1:30.625	0.163	64.94	1:57.542	2	22	-1
24	84	R	3	Bert ELLISON	Yamaha TZR250 - Ma n Pa Prentice	4	8:34.250	1 Lap	1 Lap	61.04	2:03.847	4	30	6
25	20	R	4	Sara Sophie OSTERHOLZER	Yamaha TZR 250 -	4	8:39.586	1 Lap	5.336	60.41	2:05.776	4	27	2
26	65	C	9	Nigel TERRY	Yamaha TZR250 - NTrap Garage Doors	4	8:40.957	1 Lap	1.371	60.25	2:07.294	2	28	2

NOT CLASSIFIED

DNF	6	C		Alan BUSHELL	Yamaha RD250LC - Moonraker motorcycles	3	5:58.263	2 Laps	1 Lap	65.71	1:54.565	2	17	
DNF	18			Marc PRENTICE	Yamaha TZR250 - Hard graft ??	2	3:49.747	3 Laps	1 Lap	68.31	1:51.626	2	21	
DNF	77			Adam COLLINS	Yamaha TZR250 - 2 Cows Racing	1	2:13.916	4 Laps	1 Lap	58.60			26	

FASTEST LAP

	75			Anthony JOHNSON	Yamaha TZR 250 - INTA MOTORCYCLE SERVICES LTD	4	1:41.525			77.30 mph			124.40 kph	
	72	C		John HAMILTON	Yamaha TRZ250 - LW Racing	5	1:48.811			72.12 mph			116.07 kph	
	100	R		Thomas RIDLEY	Yamaha TZR 250 - www.ypmrc.co.uk	5	1:53.323			69.25 mph			111.45 kph	

Comments:

Class - 92.5% of Race Speed = 70.67 mph
 Class C - 92.5% of Race Speed = 64.95 mph
 Class R - 92.5% of Race Speed = 62.86 mph

Weather / Track : Bright / Dry

These results are provisional until the conclusion of any judicial and technical matters.

Date: 03/08/2024 Start: 17:47 Finish: 17:55

Cadwell Park: 2.1800 miles

Clerk Of Course:

Tony MacBride

Stewards:

Timekeeper:

Richard Evans



Results can be found at www.tsl-timing.com

Printed - 17:58 Saturday, 03 August 2024



International Sidecar Revival Meeting @ Cadwell Park

DFDS Yamaha Past Masters

RACE 9 - LAP CHART

LAP 1 @ 17:48:51.062

NO	BEHIND	LAP TIME
75		1:46.649
51	1.331	1:47.980
8	1.747	1:48.396
86	2.214	1:48.863
27	5.809	1:52.458
26	5.985	1:52.634
4	6.975	1:53.624
74	8.339	1:54.988
55	9.713	1:56.362
162	10.347	1:56.996
52	11.272	1:57.921
18	11.472	1:58.121
7	11.971	1:58.620
85	12.198	1:58.847
72	13.192	1:59.841
60	14.229	2:00.878
100	14.815	2:01.464
333	15.183	2:01.832
46	19.895	2:06.544
54	20.437	2:07.086
6	20.739	2:07.388
73	21.504	2:08.153
42	21.748	2:08.397
57	21.802	2:08.451
64	22.325	2:08.974
77	27.267	2:13.916
65	27.911	2:14.560
20	32.421	2:19.070
84	32.512	2:19.161

LAP 3 @ 17:52:14.169

NO	BEHIND	LAP TIME
75		1:41.578
51	3.357	1:42.849
8	5.494	1:43.807
86	8.998	1:46.984
26	16.058	1:47.477
27	17.996	1:47.137
4	19.253	1:48.311
74	20.786	1:47.793
162	26.063	1:49.429
55	26.504	1:49.956
85	27.976	1:48.600
7	29.111	1:49.972
52	29.628	1:51.082
72	30.359	1:49.826
57	32.656	1:47.471
60	33.870	1:52.398
333	40.037	1:55.396
100	40.702	1:55.049
6	48.507	1:56.310
46	53.204	1:58.774
64	53.340	1:57.282
54	53.926	1:59.054
73	54.764	1:57.471
42	55.390	1:57.516
84	1:20.647	2:05.126
65	1:22.399	2:10.301
20	1:24.054	2:06.903

86	11.721	1:42.999
26	26.665	1:47.203
27	26.724	1:47.111
4	31.100	1:47.777
74	32.346	1:47.766
85	42.806	1:49.066
57	42.960	1:48.130
162	43.260	1:50.330
55	43.606	1:50.366
7	44.506	1:49.584
72	45.233	1:48.811
52	45.803	1:49.747
60	53.800	1:51.861
100	1:03.832	1:53.323
333	1:04.454	1:53.142
64	1:20.017	1:54.739
46	1:20.557	1:54.607
73	1:30.335	1:59.611
42	1:30.462	1:59.184
54	1:30.625	1:59.860

LAP 4 @ 17:53:55.694

NO	BEHIND	LAP TIME
75		1:41.525
51	5.031	1:43.199
8	8.058	1:44.089
86	10.993	1:43.520
26	21.733	1:47.200
27	21.884	1:45.413
4	25.594	1:47.866
74	26.851	1:47.590
162	35.201	1:50.663
55	35.511	1:50.532
85	36.011	1:49.560
57	37.101	1:45.970
7	37.193	1:49.607
52	38.327	1:50.224
72	38.693	1:49.859
60	44.210	1:51.865
100	52.780	1:53.603
333	53.583	1:55.071
64	1:07.549	1:55.734
46	1:08.221	1:56.542
73	1:12.995	1:59.756
54	1:13.036	2:00.635
42	1:13.549	1:59.684

LAP 5 @ 17:55:37.965

NO	BEHIND	LAP TIME
75		1:42.271
84	1 Lap	2:03.847
20	1 Lap	2:05.776
51	6.180	1:43.420
65	1 Lap	2:08.802
8	10.421	1:44.634

LAP 2 @ 17:50:32.591

NO	BEHIND	LAP TIME
75		1:41.529
51	2.086	1:42.284
8	3.265	1:43.047
86	3.592	1:42.907
26	10.159	1:45.703
27	12.437	1:48.157
4	12.520	1:47.074
74	14.571	1:47.761
55	18.126	1:49.942
162	18.212	1:49.394
52	20.124	1:50.381
7	20.717	1:50.275
85	20.954	1:50.285
18	21.569	1:51.626
72	22.111	1:50.448
60	23.050	1:50.350
333	26.219	1:52.565
57	26.763	1:46.490
100	27.231	1:53.945
6	33.775	1:54.565
46	36.008	1:57.642
54	36.450	1:57.542
64	37.636	1:56.840
73	38.871	1:58.896
42	39.452	1:59.233
65	53.676	2:07.294
84	57.099	2:06.116
20	58.729	2:07.837

International Sidecar Revival Meeting @ Cadwell Park

DFDS Yamaha Past Masters

RACE 9 - POSITION CHART

No	Name	Lap	1	2	3	4	5
		Pos					
8	BALL	1	75	75	75	75	75
75	JOHNSON	2	51	51	51	51	51
51	WHOLEY	3	8	8	8	8	8
86	WELSH	4	86	86	86	86	86
57	MOOK	5	27	26	26	26	26
26	LEE	6	26	27	27	27	27
27	HAYWARD	7	4	4	4	4	4
74	WHITBY	8	74	74	74	74	74
162	COOPER	9	55	55	162	162	85
4	HALIL	10	162	162	55	55	57
85	WALES	11	52	52	85	85	162
52	FLUX	12	18	7	7	57	55
55	TOLAND	13	7	85	52	7	7
72	HAMILTON	14	85	18	72	52	72
7	FISHWICK	15	72	72	57	72	52
60	GOUGH	16	60	60	60	60	60
6	BUSHELL	17	100	333	333	100	100
100	RIDLEY	18	333	57	100	333	333
73	TURNER	19	46	100	6	64	64
46	MARSHALL	20	54	6	46	46	46
18	PRENTICE	21	6	46	64	73	73
54	HOLD	22	73	54	54	54	42
64	DAVIS	23	42	64	73	42	54
42	PEARSON	24	57	73	42	84	
77	COLLINS	25	64	42	84	20	
20	OSTERHOLZER	26	77	65	65	65	
65	TERRY	27	65	84	20		
333	STUBBERFIELD	28	20	20			
84	ELLISON	29	84				

International Sidecar Revival Meeting @ Cadwell Park

DFDS Yamaha Past Masters

RACE 9 - SECTOR ANALYSIS



SECTOR 1 = FL to I1, SECTOR 2 = I1 to FL, DIFF = Difference To Personal Best Lap, P = Crossed Finish Line in Pit Lane, D = Time Disallowed

P1 75		Anthony JOHNSON		Yamaha TZR 250 - INTA MOTORCYCLE SERVICES LTD		
IDEAL LAP TIME : 1:41.431		BEST LAP TIME : 1:41.525		DIFFERENCE : 0.094		
LAP	SECTOR 1	SECTOR 2	LAP TIME	MPH	DIFF	TIME OF DAY
1 -		42.584	1:46.649	73.58	5.124	17:48:51.062
2 -	59.023	42.506	1:41.529 (2)	77.29	0.004	17:50:32.591
3 -	59.170	42.408	1:41.578 (3)	77.26	0.053	17:52:14.169
4 -	59.043	42.482	1:41.525 (1)	77.30		17:53:55.694
5 -	59.129	43.142	1:42.271	76.73	0.746	17:55:37.965

P2 51		Kevin WHOLEY		Yamaha TZR - Twistgrip Motorcycles		
IDEAL LAP TIME : 1:42.284		BEST LAP TIME : 1:42.284		DIFFERENCE : 0.000		
LAP	SECTOR 1	SECTOR 2	LAP TIME	MPH	DIFF	TIME OF DAY
1 -		43.045	1:47.980	72.68	5.696	17:48:52.393
2 -	59.761	42.523	1:42.284 (1)	76.72		17:50:34.677
3 -	59.933	42.916	1:42.849 (2)	76.30	0.565	17:52:17.526
4 -	1:00.326	42.873	1:43.199 (3)	76.04	0.915	17:54:00.725
5 -	59.901	43.519	1:43.420	75.88	1.136	17:55:44.145

P3 8		David BALL		Yamaha TZR250 - Gardiner Page and Roe pension consultants		
IDEAL LAP TIME : 1:42.956		BEST LAP TIME : 1:43.047		DIFFERENCE : 0.091		
LAP	SECTOR 1	SECTOR 2	LAP TIME	MPH	DIFF	TIME OF DAY
1 -		42.902	1:48.396	72.40	5.349	17:48:52.809
2 -	1:00.054	42.993	1:43.047 (1)	76.16		17:50:35.856
3 -	1:00.443	43.364	1:43.807 (2)	75.60	0.760	17:52:19.663
4 -	1:00.691	43.398	1:44.089 (3)	75.39	1.042	17:54:03.752
5 -	1:01.076	43.558	1:44.634	75.00	1.587	17:55:48.386

P4 86		Richie WELSH		Yamaha TZR 250 - EDEN'S BABY EXPERIENCES/ PETER FLE		
IDEAL LAP TIME : 1:42.907		BEST LAP TIME : 1:42.907		DIFFERENCE : 0.000		
LAP	SECTOR 1	SECTOR 2	LAP TIME	MPH	DIFF	TIME OF DAY
1 -		42.766	1:48.863	72.09	5.956	17:48:53.276
2 -	1:00.175	42.732	1:42.907 (1)	76.26		17:50:36.183
3 -	1:00.979	46.005	1:46.984	73.35	4.077	17:52:23.167
4 -	1:00.581	42.939	1:43.520 (3)	75.81	0.613	17:54:06.687
5 -	1:00.265	42.734	1:42.999 (2)	76.19	0.092	17:55:49.686

P5 26		Damian LEE		Yamaha TZR250 - Leed Autos		
IDEAL LAP TIME : 1:45.703		BEST LAP TIME : 1:45.703		DIFFERENCE : 0.000		
LAP	SECTOR 1	SECTOR 2	LAP TIME	MPH	DIFF	TIME OF DAY
1 -		44.458	1:52.634	69.67	6.931	17:48:57.047
2 -	1:01.735	43.968	1:45.703 (1)	74.24		17:50:42.750
3 -	1:02.392	45.085	1:47.477	73.02	1.774	17:52:30.227
4 -	1:02.806	44.394	1:47.200 (2)	73.20	1.497	17:54:17.427
5 -	1:02.161	45.042	1:47.203 (3)	73.20	1.500	17:56:04.630

P6 27		Richard HAYWARD		Yamaha TZR - BC vehicle repairs/ Snap on Tools		
IDEAL LAP TIME : 1:45.413		BEST LAP TIME : 1:45.413		DIFFERENCE : 0.000		
LAP	SECTOR 1	SECTOR 2	LAP TIME	MPH	DIFF	TIME OF DAY
1 -		44.961	1:52.458	69.78	7.045	17:48:56.871
2 -	1:02.432	45.725	1:48.157	72.56	2.744	17:50:45.028
3 -	1:02.810	44.327	1:47.137 (3)	73.25	1.724	17:52:32.165
4 -	1:01.446	43.967	1:45.413 (1)	74.45		17:54:17.578
5 -	1:02.287	44.824	1:47.111 (2)	73.27	1.698	17:56:04.689

International Sidecar Revival Meeting @ Cadwell Park

DFDS Yamaha Past Masters

RACE 9 - SECTOR ANALYSIS



SECTOR 1 = FL to I1, SECTOR 2 = I1 to FL, DIFF = Difference To Personal Best Lap, P = Crossed Finish Line in Pit Lane, D = Time Disallowed

P7 4		Denis HALIL		Yamaha TZR250 - D & A AUTOS		
IDEAL LAP TIME : 1:46.781		BEST LAP TIME : 1:47.074		DIFFERENCE : 0.293		
LAP	SECTOR 1	SECTOR 2	LAP TIME	MPH	DIFF	TIME OF DAY
1 -		44.979	1:53.624	69.07	6.550	17:48:58.037
2 -	1:01.802	45.272	1:47.074 (1)	73.29		17:50:45.111
3 -	1:02.934	45.377	1:48.311	72.45	1.237	17:52:33.422
4 -	1:02.728	45.138	1:47.866 (3)	72.75	0.792	17:54:21.288
5 -	1:02.543	45.234	1:47.777 (2)	72.81	0.703	17:56:09.065

P8 74		Paul WHITBY		Yamaha TZR 250 - Greybridge Ltd		
IDEAL LAP TIME : 1:47.395		BEST LAP TIME : 1:47.590		DIFFERENCE : 0.195		
LAP	SECTOR 1	SECTOR 2	LAP TIME	MPH	DIFF	TIME OF DAY
1 -		45.488	1:54.988	68.25	7.398	17:48:59.401
2 -	1:02.234	45.527	1:47.761 (2)	72.82	0.171	17:50:47.162
3 -	1:02.138	45.655	1:47.793	72.80	0.203	17:52:34.955
4 -	1:02.302	45.288	1:47.590 (1)	72.94		17:54:22.545
5 -	1:02.107	45.659	1:47.766 (3)	72.82	0.176	17:56:10.311

P9 85		Andrew WALES		Yamaha TZR 250 - Show Control International		
IDEAL LAP TIME : 1:48.600		BEST LAP TIME : 1:48.600		DIFFERENCE : 0.000		
LAP	SECTOR 1	SECTOR 2	LAP TIME	MPH	DIFF	TIME OF DAY
1 -		46.325	1:58.847	66.03	10.247	17:49:03.260
2 -	1:04.096	46.189	1:50.285	71.16	1.685	17:50:53.545
3 -	1:02.638	45.962	1:48.600 (1)	72.26		17:52:42.145
4 -	1:03.106	46.454	1:49.560 (3)	71.63	0.960	17:54:31.705
5 -	1:02.701	46.365	1:49.066 (2)	71.95	0.466	17:56:20.771

P10 57		Geoff MOOK		Yamaha TZR 250 -		
IDEAL LAP TIME : 1:45.735		BEST LAP TIME : 1:45.970		DIFFERENCE : 0.235		
LAP	SECTOR 1	SECTOR 2	LAP TIME	MPH	DIFF	TIME OF DAY
1 -		45.714	2:08.451	61.09	22.481	17:49:12.864
2 -	1:02.387	44.103	1:46.490 (2)	73.69	0.520	17:50:59.354
3 -	1:01.770	45.701	1:47.471 (3)	73.02	1.501	17:52:46.825
4 -	1:01.632	44.338	1:45.970 (1)	74.05		17:54:32.795
5 -	1:02.574	45.556	1:48.130	72.57	2.160	17:56:20.925

P11 162		Darren COOPER		Yamaha TZR250 - Twistgrip Motorcycles		
IDEAL LAP TIME : 1:49.056		BEST LAP TIME : 1:49.394		DIFFERENCE : 0.338		
LAP	SECTOR 1	SECTOR 2	LAP TIME	MPH	DIFF	TIME OF DAY
1 -		45.684	1:56.996	67.07	7.602	17:49:01.409
2 -	1:03.417	45.977	1:49.394 (1)	71.74		17:50:50.803
3 -	1:03.372	46.057	1:49.429 (2)	71.71	0.035	17:52:40.232
4 -	1:04.603	46.060	1:50.663	70.91	1.269	17:54:30.895
5 -	1:04.195	46.135	1:50.330 (3)	71.13	0.936	17:56:21.225

P12 55		Paul TOLAND		Yamaha TZR250 - Kippers keys		
IDEAL LAP TIME : 1:49.239		BEST LAP TIME : 1:49.942		DIFFERENCE : 0.703		
LAP	SECTOR 1	SECTOR 2	LAP TIME	MPH	DIFF	TIME OF DAY
1 -		45.617	1:56.362	67.44	6.420	17:49:00.775
2 -	1:03.625	46.317	1:49.942 (1)	71.38		17:50:50.717
3 -	1:04.342	45.614	1:49.956 (2)	71.37	0.014	17:52:40.673
4 -	1:04.488	46.044	1:50.532	71.00	0.590	17:54:31.205
5 -	1:04.675	45.691	1:50.366 (3)	71.10	0.424	17:56:21.571

International Sidecar Revival Meeting @ Cadwell Park

DFDS Yamaha Past Masters

RACE 9 - SECTOR ANALYSIS



SECTOR 1 = FL to I1, SECTOR 2 = I1 to FL, DIFF = Difference To Personal Best Lap, P = Crossed Finish Line in Pit Lane, D = Time Disallowed

P13		7		Pete FISHWICK		Yamaha TZR250 - 2T Engineering	
IDEAL LAP TIME : 1:49.453		BEST LAP TIME : 1:49.584		DIFFERENCE : 0.131			
LAP	SECTOR 1	SECTOR 2	LAP TIME	MPH	DIFF	TIME OF DAY	
1 -		46.358	1:58.620	66.16	9.036	17:49:03.033	
2 -	1:04.143	46.132	1:50.275	71.16	0.691	17:50:53.308	
3 -	1:03.719	46.253	1:49.972 (3)	71.36	0.388	17:52:43.280	
4 -	1:03.804	45.803	1:49.607 (2)	71.60	0.023	17:54:32.887	
5 -	1:03.650	45.934	1:49.584 (1)	71.61		17:56:22.471	

P14		72 C		John HAMILTON		Yamaha TRZ250 - LW Racing	
IDEAL LAP TIME : 1:48.811		BEST LAP TIME : 1:48.811		DIFFERENCE : 0.000			
LAP	SECTOR 1	SECTOR 2	LAP TIME	MPH	DIFF	TIME OF DAY	
1 -		46.385	1:59.841	65.48	11.030	17:49:04.254	
2 -	1:03.685	46.763	1:50.448	71.05	1.637	17:50:54.702	
3 -	1:04.019	45.807	1:49.826 (2)	71.45	1.015	17:52:44.528	
4 -	1:04.023	45.836	1:49.859 (3)	71.43	1.048	17:54:34.387	
5 -	1:03.425	45.386	1:48.811 (1)	72.12		17:56:23.198	

P15		52 C		Andy FLUX		Yamaha TZR 250 - Mach 1 Automotive LTD	
IDEAL LAP TIME : 1:49.747		BEST LAP TIME : 1:49.747		DIFFERENCE : 0.000			
LAP	SECTOR 1	SECTOR 2	LAP TIME	MPH	DIFF	TIME OF DAY	
1 -		46.410	1:57.921	66.55	8.174	17:49:02.334	
2 -	1:04.490	45.891	1:50.381 (3)	71.09	0.634	17:50:52.715	
3 -	1:04.851	46.231	1:51.082	70.65	1.335	17:52:43.797	
4 -	1:04.348	45.876	1:50.224 (2)	71.20	0.477	17:54:34.021	
5 -	1:04.305	45.442	1:49.747 (1)	71.51		17:56:23.768	

P16		60 C		Danny GOUGH		Yamaha TZR 250 - G Force Motorcycles	
IDEAL LAP TIME : 1:50.350		BEST LAP TIME : 1:50.350		DIFFERENCE : 0.000			
LAP	SECTOR 1	SECTOR 2	LAP TIME	MPH	DIFF	TIME OF DAY	
1 -		47.167	2:00.878	64.92	10.528	17:49:05.291	
2 -	1:03.948	46.402	1:50.350 (1)	71.11		17:50:55.641	
3 -	1:04.334	48.064	1:52.398	69.82	2.048	17:52:48.039	
4 -	1:04.951	46.914	1:51.865 (3)	70.15	1.515	17:54:39.904	
5 -	1:04.986	46.875	1:51.861 (2)	70.15	1.511	17:56:31.765	

P17		100 R		Thomas RIDLEY		Yamaha TZR 250 - www.ypmrc.co.uk	
IDEAL LAP TIME : 1:52.540		BEST LAP TIME : 1:53.323		DIFFERENCE : 0.783			
LAP	SECTOR 1	SECTOR 2	LAP TIME	MPH	DIFF	TIME OF DAY	
1 -		47.508	2:01.464	64.61	8.141	17:49:05.877	
2 -	1:06.018	47.927	1:53.945 (3)	68.87	0.622	17:50:59.822	
3 -	1:06.168	48.881	1:55.049	68.21	1.726	17:52:54.871	
4 -	1:06.414	47.189	1:53.603 (2)	69.08	0.280	17:54:48.474	
5 -	1:06.801	46.522	1:53.323 (1)	69.25		17:56:41.797	

P18		333 C		Mark STUBBERFIELD		Yamaha TZR250 - Polished concrete London	
IDEAL LAP TIME : 1:52.041		BEST LAP TIME : 1:52.565		DIFFERENCE : 0.524			
LAP	SECTOR 1	SECTOR 2	LAP TIME	MPH	DIFF	TIME OF DAY	
1 -		47.043	2:01.832	64.41	9.267	17:49:06.245	
2 -	1:05.131	47.434	1:52.565 (1)	69.72		17:50:58.810	
3 -	1:07.077	48.319	1:55.396	68.00	2.831	17:52:54.206	
4 -	1:07.379	47.692	1:55.071 (3)	68.20	2.506	17:54:49.277	
5 -	1:06.232	46.910	1:53.142 (2)	69.36	0.577	17:56:42.419	

International Sidecar Revival Meeting @ Cadwell Park

DFDS Yamaha Past Masters

RACE 9 - SECTOR ANALYSIS



SECTOR 1 = FL to I1, SECTOR 2 = I1 to FL, DIFF = Difference To Personal Best Lap, P = Crossed Finish Line in Pit Lane, D = Time Disallowed

P19 64 R		Iain DAVIS		Yamaha TZR 2MA -		
IDEAL LAP TIME : 1:54.739		BEST LAP TIME : 1:54.739		DIFFERENCE : 0.000		
LAP	SECTOR 1	SECTOR 2	LAP TIME	MPH	DIFF	TIME OF DAY
1 -		49.614	2:08.974	60.84	14.235	17:49:13.387
2 -	1:08.623	48.217	1:56.840 (3)	67.16	2.101	17:51:10.227
3 -	1:07.967	49.315	1:57.282	66.91	2.543	17:53:07.509
4 -	1:07.827	47.907	1:55.734 (2)	67.81	0.995	17:55:03.243
5 -	1:07.409	47.330	1:54.739 (1)	68.39		17:56:57.982

P20 46 C		Kevin MARSHALL		Yamaha TZR250 - Stacey Processing		
IDEAL LAP TIME : 1:54.607		BEST LAP TIME : 1:54.607		DIFFERENCE : 0.000		
LAP	SECTOR 1	SECTOR 2	LAP TIME	MPH	DIFF	TIME OF DAY
1 -		49.524	2:06.544	62.01	11.937	17:49:10.957
2 -	1:08.793	48.849	1:57.642 (3)	66.71	3.035	17:51:08.599
3 -	1:08.670	50.104	1:58.774	66.07	4.167	17:53:07.373
4 -	1:08.581	47.961	1:56.542 (2)	67.34	1.935	17:55:03.915
5 -	1:07.164	47.443	1:54.607 (1)	68.47		17:56:58.522

P21 73 C		Colvin TURNER		Yamaha TZR250 -		
IDEAL LAP TIME : 1:57.123		BEST LAP TIME : 1:57.471		DIFFERENCE : 0.348		
LAP	SECTOR 1	SECTOR 2	LAP TIME	MPH	DIFF	TIME OF DAY
1 -		50.384	2:08.153	61.23	10.682	17:49:12.566
2 -	1:08.659	50.237	1:58.896 (2)	66.00	1.425	17:51:11.462
3 -	1:07.017	50.454	1:57.471 (1)	66.80		17:53:08.933
4 -	1:09.650	50.106	1:59.756	65.53	2.285	17:55:08.689
5 -	1:09.256	50.355	1:59.611 (3)	65.61	2.140	17:57:08.300

P22 42 C		Martin PEARSON		Yamaha TZR250 -		
IDEAL LAP TIME : 1:57.509		BEST LAP TIME : 1:57.516		DIFFERENCE : 0.007		
LAP	SECTOR 1	SECTOR 2	LAP TIME	MPH	DIFF	TIME OF DAY
1 -		49.599	2:08.397	61.12	10.881	17:49:12.810
2 -	1:08.840	50.393	1:59.233 (3)	65.82	1.717	17:51:12.043
3 -	1:07.910	49.606	1:57.516 (1)	66.78		17:53:09.559
4 -	1:09.690	49.994	1:59.684	65.57	2.168	17:55:09.243
5 -	1:09.164	50.020	1:59.184 (2)	65.84	1.668	17:57:08.427

P23 54 C		John HOLD		Yamaha RD350 YPVS -		
IDEAL LAP TIME : 1:57.542		BEST LAP TIME : 1:57.542		DIFFERENCE : 0.000		
LAP	SECTOR 1	SECTOR 2	LAP TIME	MPH	DIFF	TIME OF DAY
1 -		49.718	2:07.086	61.75	9.544	17:49:11.499
2 -	1:08.637	48.905	1:57.542 (1)	66.76		17:51:09.041
3 -	1:08.759	50.295	1:59.054 (2)	65.92	1.512	17:53:08.095
4 -	1:10.806	49.829	2:00.635	65.05	3.093	17:55:08.730
5 -	1:09.430	50.430	1:59.860 (3)	65.47	2.318	17:57:08.590

P24 84 R		Bert ELLISON		Yamaha TZR250 - Ma n Pa Prentice		
IDEAL LAP TIME : 2:03.665		BEST LAP TIME : 2:03.847		DIFFERENCE : 0.182		
LAP	SECTOR 1	SECTOR 2	LAP TIME	MPH	DIFF	TIME OF DAY
1 -		55.191	2:19.161	56.39	15.314	17:49:23.574
2 -	1:13.201	52.915	2:06.116 (3)	62.22	2.269	17:51:29.690
3 -	1:13.769	51.357	2:05.126 (2)	62.72	1.279	17:53:34.816
4 -	1:13.383	50.464	2:03.847 (1)	63.36		17:55:38.663

International Sidecar Revival Meeting @ Cadwell Park

DFDS Yamaha Past Masters

RACE 9 - SECTOR ANALYSIS



SECTOR 1 = FL to I1, SECTOR 2 = I1 to FL, DIFF = Difference To Personal Best Lap, P = Crossed Finish Line in Pit Lane, D = Time Disallowed

P25 20 R		Sara Sophie OSTERHOLZER		Yamaha TZR 250 -		
IDEAL LAP TIME : 2:05.776		BEST LAP TIME : 2:05.776		DIFFERENCE : 0.000		
LAP	SECTOR 1	SECTOR 2	LAP TIME	MPH	DIFF	TIME OF DAY
1 -		55.380	2:19.070	56.43	13.294	17:49:23.483
2 -	1:13.132	54.705	2:07.837 (3)	61.39	2.061	17:51:31.320
3 -	1:12.945	53.958	2:06.903 (2)	61.84	1.127	17:53:38.223
4 -	1:12.072	53.704	2:05.776 (1)	62.39		17:55:43.999

P26 65 C		Nigel TERRY		Yamaha TZR250 - NTrap Garage Doors		
IDEAL LAP TIME : 2:04.348		BEST LAP TIME : 2:07.294		DIFFERENCE : 2.946		
LAP	SECTOR 1	SECTOR 2	LAP TIME	MPH	DIFF	TIME OF DAY
1 -		50.945	2:14.560	58.32	7.266	17:49:18.973
2 -	1:13.403	53.891	2:07.294 (1)	61.65		17:51:26.267
3 -	1:17.450	52.851	2:10.301 (3)	60.23	3.007	17:53:36.568
4 -	1:14.129	54.673	2:08.802 (2)	60.93	1.508	17:55:45.370

P27 6 C		Alan BUSHELL		Yamaha RD250LC - Moonraker motorcycles		
IDEAL LAP TIME : 1:54.565		BEST LAP TIME : 1:54.565		DIFFERENCE : 0.000		
LAP	SECTOR 1	SECTOR 2	LAP TIME	MPH	DIFF	TIME OF DAY
1 -		48.556	2:07.388	61.60	12.823	17:49:11.801
2 -	1:06.322	48.243	1:54.565 (1)	68.50		17:51:06.366
3 -	1:06.546	49.764	1:56.310 (2)	67.47	1.745	17:53:02.676

P28 18		Marc PRENTICE		Yamaha TZR250 - Hard graft ??		
IDEAL LAP TIME : 1:51.013		BEST LAP TIME : 1:51.626		DIFFERENCE : 0.613		
LAP	SECTOR 1	SECTOR 2	LAP TIME	MPH	DIFF	TIME OF DAY
1 -		46.334	1:58.121	66.44	6.495	17:49:02.534
2 -	1:05.092	46.534	1:51.626 (1)	70.30		17:50:54.160

P29 77		Adam COLLINS		Yamaha TZR250 - 2 Cows Racing		
IDEAL LAP TIME : 2:04.591		BEST LAP TIME :		DIFFERENCE :		
LAP	SECTOR 1	SECTOR 2	LAP TIME	MPH	DIFF	TIME OF DAY
1 -		50.976	2:13.916	58.60		17:49:18.329

International Sidecar Revival Meeting @ Cadwell Park

DFDS Yamaha Past Masters

RACE 9 - BEST SECTORS

SECTOR 1			SECTOR 2			IDEAL / BEST COMPARISON						
POS	NO	NAME	TIME	NO	NAME	TIME	POS	NO	NAME	IDEAL	BEST	DIFF
									PERFECT LAP	1:41.431		
1	75	JOHNSON	59.023	75	JOHNSON	42.408	1	75	JOHNSON	1:41.431	1:41.525	0.094
2	51	WHOLEY	59.761	51	WHOLEY	42.523	2	51	WHOLEY	1:42.284	1:42.284	0.000
3	8	BALL	1:00.054	86	WELSH	42.732	3	86	WELSH	1:42.907	1:42.907	0.000
4	86	WELSH	1:00.175	8	BALL	42.902	4	8	BALL	1:42.956	1:43.047	0.091
5	27	HAYWARD	1:01.446	27	HAYWARD	43.967	5	27	HAYWARD	1:45.413	1:45.413	0.000
6	57	MOOK	1:01.632	26	LEE	43.968	6	26	LEE	1:45.703	1:45.703	0.000
7	26	LEE	1:01.735	57	MOOK	44.103	7	57	MOOK	1:45.735	1:45.970	0.235
8	4	HALIL	1:01.802	4	HALIL	44.979	8	4	HALIL	1:46.781	1:47.074	0.293
9	74	WHITBY	1:02.107	74	WHITBY	45.288	9	74	WHITBY	1:47.395	1:47.590	0.195
10	85	WALES	1:02.638	72	HAMILTON	45.386	10	85	WALES	1:48.600	1:48.600	0.000
11	162	COOPER	1:03.372	52	FLUX	45.442	11	72	HAMILTON	1:48.811	1:48.811	0.000
12	72	HAMILTON	1:03.425	55	TOLAND	45.614	12	162	COOPER	1:49.056	1:49.394	0.338
13	55	TOLAND	1:03.625	162	COOPER	45.684	13	55	TOLAND	1:49.239	1:49.942	0.703
14	7	FISHWICK	1:03.650	7	FISHWICK	45.803	14	7	FISHWICK	1:49.453	1:49.584	0.131
15	60	GOUGH	1:03.948	85	WALES	45.962	15	52	FLUX	1:49.747	1:49.747	0.000
16	52	FLUX	1:04.305	18	PRENTICE	46.334	16	60	GOUGH	1:50.350	1:50.350	0.000
17	18	PRENTICE	1:04.679	60	GOUGH	46.402	17	18	PRENTICE	1:51.013	1:51.626	0.613
18	333	STUBBERFIELD	1:05.131	100	RIDLEY	46.522	18	333	STUBBERFIELD	1:52.041	1:52.565	0.524
19	100	RIDLEY	1:06.018	333	STUBBERFIELD	46.910	19	100	RIDLEY	1:52.540	1:53.323	0.783
20	6	BUSHELL	1:06.322	64	DAVIS	47.330	20	6	BUSHELL	1:54.565	1:54.565	0.000
21	73	TURNER	1:07.017	46	MARSHALL	47.443	21	46	MARSHALL	1:54.607	1:54.607	0.000
22	46	MARSHALL	1:07.164	6	BUSHELL	48.243	22	64	DAVIS	1:54.739	1:54.739	0.000
23	64	DAVIS	1:07.409	54	HOLD	48.905	23	73	TURNER	1:57.123	1:57.471	0.348
24	42	PEARSON	1:07.910	42	PEARSON	49.599	24	42	PEARSON	1:57.509	1:57.516	0.007
25	54	HOLD	1:08.637	73	TURNER	50.106	25	54	HOLD	1:57.542	1:57.542	0.000
26	20	OSTERHOLZER	1:12.072	84	ELLISON	50.464	26	84	ELLISON	2:03.665	2:03.847	0.182
27	84	ELLISON	1:13.201	65	TERRY	50.945	27	65	TERRY	2:04.348	2:07.294	2.946
28	65	TERRY	1:13.403	77	COLLINS	50.976	28	77	COLLINS	2:04.591		
29	77	COLLINS	1:13.615	20	OSTERHOLZER	53.704	29	20	OSTERHOLZER	2:05.776	2:05.776	0.000

International Sidecar Revival Meeting @ Cadwell Park

DFDS Yamaha Past Masters

RACE 9 - STATISTICS

Competitors Started 29
Planned Start 2024-08-03 @ 16:40:00.000
Actual Start 2024-08-03 @ 17:47:04.412
Finish Time 2024-08-03 @ 17:55:37.964
Track Length 2.1800mi.
Total Laps 133
Total Distance Covered 289.9424mi.

Session Fastest Lap History

NO	CL	NAME	LAP TIME	TIME OF DAY	LAP	VEHICLE
75		Anthony JOHNSON	1:41.529	17:50:32.602	2	Yamaha TZR 250
75		Anthony JOHNSON	1:41.525	17:53:55.702	4	Yamaha TZR 250

Session Leader History

NO	CL	NAME	FROM LAP	LAPS LED	DISTANCE	VEHICLE
75		Anthony JOHNSON	1	5	10.90 miles	Yamaha TZR 250

Flag History

TYPE	TIME OF DAY
GREEN	17:47:04.412
FINISH	17:55:37.964

Flag Statistics

TYPE	COUNT	TOTAL LAPS	TOTAL TIME
Green	1	5	10:44.084
Red	0	0	0.000
Safety Car	0	0	0.000
FCY	0	0	0.000

International Sidecar Revival Meeting @ Cadwell Park

DFDS Yamaha Past Masters

RACE 9 - STATISTICS

CLASS :

15 Starters

Fastest Lap History

NO	NAME	LAP TIME	TIME OF DAY	LAP	VEHICLE
75	Anthony JOHNSON	1:41.529	17:50:32.602	2	Yamaha TZR 250
75	Anthony JOHNSON	1:41.525	17:53:55.702	4	Yamaha TZR 250

Leader History

NO	NAME	FROM LAP	LAPS LED	DISTANCE	VEHICLE
75	Anthony JOHNSON	1	5	10.90 miles	Yamaha TZR 250

International Sidecar Revival Meeting @ Cadwell Park

DFDS Yamaha Past Masters

RACE 9 - STATISTICS

CLASS : C

10 Starters

Fastest Lap History

NO	NAME	LAP TIME	TIME OF DAY	LAP	VEHICLE
52	Andy FLUX	1:50.381	17:50:52.750	2	Yamaha TZR 250
60	Danny GOUGH	1:50.350	17:50:55.672	2	Yamaha TZR 250
72	John HAMILTON	1:49.826	17:52:44.562	3	Yamaha TRZ250
72	John HAMILTON	1:48.811	17:56:23.231	5	Yamaha TRZ250

Leader History

NO	NAME	FROM LAP	LAPS LED	DISTANCE	VEHICLE
52	Andy FLUX	1	4	8.72 miles	Yamaha TZR 250
72	John HAMILTON	5	1	2.18 miles	Yamaha TRZ250

International Sidecar Revival Meeting @ Cadwell Park

DFDS Yamaha Past Masters

RACE 9 - STATISTICS

CLASS : R

4 Starters

Fastest Lap History

NO	NAME	LAP TIME	TIME OF DAY	LAP	VEHICLE
100	Thomas RIDLEY	1:53.945	17:50:59.861	2	Yamaha TZR 250
100	Thomas RIDLEY	1:53.603	17:54:48.513	4	Yamaha TZR 250
100	Thomas RIDLEY	1:53.323	17:56:41.837	5	Yamaha TZR 250

Leader History

NO	NAME	FROM LAP	LAPS LED	DISTANCE	VEHICLE
100	Thomas RIDLEY	1	5	10.90 miles	Yamaha TZR 250

International Sidecar Revival Meeting @ Cadwell Park
DFDS Yamaha Past Masters
RACE 2 - GRID (8 Laps)

ROW 10	28	65 Nigel TERRY	2:07.294	29	77 Adam COLLINS	30	67 Mark BAILEY		
ROW 9	25	54 John HOLD	1:57.542	26	84 Bert ELLISON	2:03.847	27	20 Sara Sophie OSTERHOLZER	2:05.776
ROW 8	22	64 Iain DAVIS	1:54.739	23	73 Colvin TURNER	1:57.471	24	42 Martin PEARSON	1:57.516
ROW 7	19	100 Thomas RIDLEY	1:53.323	20	6 Alan BUSHELL	1:54.565	21	46 Kevin MARSHALL	1:54.607
ROW 6	16	60 Danny GOUGH	1:50.350	17	18 Marc PRENTICE	1:51.626	18	333 Mark STUBBERFIELD	1:52.565
ROW 5	13	7 Pete FISHWICK	1:49.584	14	52 Andy FLUX	1:49.747	15	55 Paul TOLAND	1:49.942
ROW 4	10	85 Andrew WALES	1:48.600	11	72 John HAMILTON	1:48.811	12	162 Darren COOPER	1:49.394
ROW 3	7	57 Geoff MOOK	1:45.970	8	4 Denis HALIL	1:47.074	9	74 Paul WHITBY	1:47.590
ROW 2	4	8 David BALL	1:43.047	5	27 Richard HAYWARD	1:45.413	6	26 Damian LEE	1:45.703
ROW 1	1	75 Anthony JOHNSON	1:41.525	2	51 Kevin WHOLEY	1:42.284	3	86 Richie WELSH	1:42.907
		Pole							

These results are provisional until the conclusion of any judicial and technical matters.

Cadwell Park: 2.1800 miles

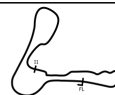
Clerk Of Course:

Tony MacBride

Stewards:

Timekeeper:

Richard Evans



Results can be found at www.tsl-timing.com

Printed - 18:00 Saturday, 03 August 2024



International Sidecar Revival Meeting @ Cadwell Park

GP Originals & DFDS Yamaha Past Masters

WARM UP - CLASSIFICATION

POS	NO	CL	PIC	NAME	ENTRY	TIME	ON	LAPS	GAP	DIFF	MPH
1	51		1	Kevin WHOLEY	Yamaha TZR - Twistgrip Motorcycles	1:44.439	4	6			75.14
2	127	350cc	1	Jordan GIDDINGS	Gourlay Yamaha TZ350 - Dannisport leathers racing Te	1:46.442	5	6	2.003	2.003	73.73
3	1	350cc	2	Phil ATKINSON	Yamaha TZ350 - ROSE MOT/Q Oil Treatments	1:47.404	2	2	2.965	0.962	73.07
4	55	350cc	3	Roy CHAPMAN (M)	Yamaha TZ350 - Self	1:47.493	5	5	3.054	0.089	73.01
5	42	250cc	1	Sian BROOKS	Yamaha TZ250 - Spyre Ltd	1:49.556	4	4	5.117	2.063	71.63
6	88	350cc	4	Mark EDGE	Gourlay Yamaha TZ350 - Gourlay Yamaha	1:50.972	4	5	6.533	1.416	70.72
7	55		2	Paul TOLAND	Yamaha TZR250 - Kippers keys	1:53.225	3	3	8.786	2.253	69.31
8	6	C	1	Alan BUSHHELL	Yamaha RD250LC - Moonraker motorcycles	1:53.675	4	5	9.236	0.450	69.03
9	97	350cc	5	Andrew TAYLOR (M)	Yamaha TZ350 - J B Taylor construction	1:53.774	1	2	9.335	0.099	68.97
10	49	250cc	2	Nigel PALMER (M)	Yamaha TZ250L - QRG	1:55.552	3	3	11.113	1.778	67.91
11	64	R	1	Iain DAVIS	Yamaha TZR 2MA -	1:56.522	5	5	12.083	0.970	67.35
12	46	C	2	Kevin MARSHALL	Yamaha TZR250 - Stacey Processing	1:59.841	4	5	15.402	3.319	65.48
13	98	250cc	3	Nick MASSEY (M)	Yamaha TZ250L - Massey Racing	2:00.394	3	3	15.955	0.553	65.18
14	8	350cc	6	Nick WILLIAMSON (M)	Yamaha TZ350G - RBM	2:01.395	1	1	16.956	1.001	64.64
15	77		3	Adam COLLINS	Yamaha TZR250 - 2 Cows Racing	2:15.623	1	2	31.184	14.228	57.86
16	20	R	2	Sara Sophie OSTERHOLZER	Yamaha TZR 250 -	2:17.332	2	5	32.893	1.709	57.14

Weather / Track : Bright / Dry

Date: 04/08/2024 Start: 08:59 Finish: 09:10

These results are provisional until the conclusion of any judicial and technical matters.

Cadwell Park: 2.1800 miles

Clerk Of Course:

Tony MacBride

Stewards:

Timekeeper:

Richard Evans



Results can be found at www.tsl-timing.com

Printed - 09:16 Sunday, 04 August 2024



International Sidecar Revival Meeting @ Cadwell Park

GP Originals & DFDS Yamaha Past Masters

WARM UP - SECTOR ANALYSIS



SECTOR 1 = FL to I1, SECTOR 2 = I1 to FL, DIFF = Difference To Personal Best Lap, P = Crossed Finish Line in Pit Lane, D = Time Disallowed

P1 51 Kevin WHOLEY		Yamaha TZR - Twistgrip Motorcycles				
IDEAL LAP TIME : 1:44.171		BEST LAP TIME : 1:44.439		DIFFERENCE : 0.268		
LAP	SECTOR 1	SECTOR 2	LAP TIME	MPH	DIFF	TIME OF DAY
1 -	1:09.756	48.333	1:58.089	66.45	13.650	09:02:28.633
2 -	1:10.016	51.056	2:01.072	64.82	16.633	09:04:29.705
3 -	1:04.384	43.894	1:48.278 (3)	72.48	3.839	09:06:17.983
4 -	1:01.088	43.351	1:44.439 (1)	75.14		09:08:02.422
5 -	1:00.820	44.061	1:44.881 (2)	74.82	0.442	09:09:47.303
6 -	1:17.090	1:01.588	2:18.678	56.59	34.239	09:12:05.981

P2 127 350cc Jordan GIDDINGS		Gourlay Yamaha TZ350 - Dannisport leathers racing Technology				
IDEAL LAP TIME : 1:46.442		BEST LAP TIME : 1:46.442		DIFFERENCE : 0.000		
LAP	SECTOR 1	SECTOR 2	LAP TIME	MPH	DIFF	TIME OF DAY
1 -	1:10.576	48.903	1:59.479	65.68	13.037	09:02:36.964
2 -	1:05.199	49.312	1:54.511	68.53	8.069	09:04:31.475
3 -	1:03.843	45.760	1:49.603	71.60	3.161	09:06:21.078
4 -	1:02.382	45.342	1:47.724 (2)	72.85	1.282	09:08:08.802
5 -	1:01.246	45.196	1:46.442 (1)	73.73		09:09:55.244
6 -	1:03.364	45.855	1:49.219 (3)	71.85	2.777	09:11:44.463

P3 1 350cc Phil ATKINSON		Yamaha TZ350 - ROSE MOT/Q Oil Treatments				
IDEAL LAP TIME : 1:47.404		BEST LAP TIME : 1:47.404		DIFFERENCE : 0.000		
LAP	SECTOR 1	SECTOR 2	LAP TIME	MPH	DIFF	TIME OF DAY
1 -	1:08.135	47.490	1:55.625 (2)	67.87	8.221	09:02:23.599
2 -	1:02.834	44.570	1:47.404 (1)	73.07		09:04:11.003

P4 55 350cc Roy CHAPMAN (M)		Yamaha TZ350 - Self				
IDEAL LAP TIME : 1:46.057		BEST LAP TIME : 1:47.493		DIFFERENCE : 1.436		
LAP	SECTOR 1	SECTOR 2	LAP TIME	MPH	DIFF	TIME OF DAY
1 -	1:11.481	50.926	2:02.407	64.11	14.914	09:02:45.461
2 -	1:05.139	47.816	1:52.955 (3)	69.47	5.462	09:04:38.416
3 -	1:04.459	49.158	1:53.617	69.07	6.124	09:06:32.033
4 -	1:03.376	45.098	1:48.474 (2)	72.34	0.981	09:08:20.507
5 -	1:00.959	46.534	1:47.493 (1)	73.01		09:10:08.000

P5 42 250cc Sian BROOKS		Yamaha TZ250 - Spyre Ltd				
IDEAL LAP TIME : 1:49.556		BEST LAP TIME : 1:49.556		DIFFERENCE : 0.000		
LAP	SECTOR 1	SECTOR 2	LAP TIME	MPH	DIFF	TIME OF DAY
1 -	1:11.283	49.022	2:00.305	65.23	10.749	09:02:38.225
2 -	1:05.175	48.795	1:53.970 (3)	68.86	4.414	09:04:32.195
3 -	1:04.932	47.020	1:51.952 (2)	70.10	2.396	09:06:24.147
4 -	1:03.555	46.001	1:49.556 (1)	71.63		09:08:13.703

P6 88 350cc Mark EDGE		Gourlay Yamaha TZ350 - Gourlay Yamaha				
IDEAL LAP TIME : 1:50.972		BEST LAP TIME : 1:50.972		DIFFERENCE : 0.000		
LAP	SECTOR 1	SECTOR 2	LAP TIME	MPH	DIFF	TIME OF DAY
1 -	1:13.393	53.833	2:07.226	61.68	16.254	09:02:48.599
2 -	1:08.114	49.190	1:57.304	66.90	6.332	09:04:45.903
3 -	1:07.330	47.586	1:54.916 (3)	68.29	3.944	09:06:40.819
4 -	1:03.862	47.110	1:50.972 (1)	70.72		09:08:31.791
5 -	1:06.032	47.881	1:53.913 (2)	68.89	2.941	09:10:25.704

International Sidecar Revival Meeting @ Cadwell Park

GP Originals & DFDS Yamaha Past Masters

WARM UP - SECTOR ANALYSIS



SECTOR 1 = FL to I1, SECTOR 2 = I1 to FL, DIFF = Difference To Personal Best Lap, P = Crossed Finish Line in Pit Lane, D = Time Disallowed

P7 55 Paul TOLAND		Yamaha TZR250 - Kippers keys				
IDEAL LAP TIME : 1:53.225		BEST LAP TIME : 1:53.225		DIFFERENCE : 0.000		
LAP	SECTOR 1	SECTOR 2	LAP TIME	MPH	DIFF	TIME OF DAY
1 -	1:11.116	49.138	2:00.254 (3)	65.26	7.029	09:02:37.449
2 -	1:06.688	48.552	1:55.240 (2)	68.10	2.015	09:04:32.689
3 -	1:06.150	47.075	1:53.225 (1)	69.31		09:06:25.914

P8 6 C Alan BUSHELL		Yamaha RD250LC - Moonraker motorcycles				
IDEAL LAP TIME : 1:53.675		BEST LAP TIME : 1:53.675		DIFFERENCE : 0.000		
LAP	SECTOR 1	SECTOR 2	LAP TIME	MPH	DIFF	TIME OF DAY
1 -	1:12.093	49.863	2:01.956	64.35	8.281	09:02:33.198
2 -	1:08.319	51.446	1:59.765	65.52	6.090	09:04:32.963
3 -	1:08.894	48.860	1:57.754 (3)	66.64	4.079	09:06:30.717
4 -	1:06.378	47.297	1:53.675 (1)	69.03		09:08:24.392
5 -	1:07.604	48.018	1:55.622 (2)	67.87	1.947	09:10:20.014

P9 97 350cc Andrew TAYLOR (M)		Yamaha TZ350 - J B Taylor construction				
IDEAL LAP TIME : 1:50.566		BEST LAP TIME : 1:53.774		DIFFERENCE : 3.208		
LAP	SECTOR 1	SECTOR 2	LAP TIME	MPH	DIFF	TIME OF DAY
1 -	1:07.461	46.313	1:53.774 (1)	68.97		09:02:30.880
2 -	1:04.253	50.576	1:54.829 (2)	68.34	1.055	09:04:25.709

P10 49 250cc Nigel PALMER (M)		Yamaha TZ250L - QRG				
IDEAL LAP TIME : 1:54.657		BEST LAP TIME : 1:55.552		DIFFERENCE : 0.895		
LAP	SECTOR 1	SECTOR 2	LAP TIME	MPH	DIFF	TIME OF DAY
1 -	1:15.327	53.630	2:08.957 (3)	60.85	13.405	09:02:47.839
2 -	1:07.518	49.750	1:57.268 (2)	66.92	1.716	09:04:45.107
3 -	1:07.547	48.005	1:55.552 (1)	67.91		09:06:40.659

P11 64 R Iain DAVIS		Yamaha TZR 2MA -				
IDEAL LAP TIME : 1:56.334		BEST LAP TIME : 1:56.522		DIFFERENCE : 0.188		
LAP	SECTOR 1	SECTOR 2	LAP TIME	MPH	DIFF	TIME OF DAY
1 -	1:12.027	49.446	2:01.473	64.60	4.951	09:02:36.625
2 -	1:08.728	49.380	1:58.108	66.44	1.586	09:04:34.733
3 -	1:08.608	49.461	1:58.069 (3)	66.47	1.547	09:06:32.802
4 -	1:08.263	48.321	1:56.584 (2)	67.31	0.062	09:08:29.386
5 -	1:08.013	48.509	1:56.522 (1)	67.35		09:10:25.908

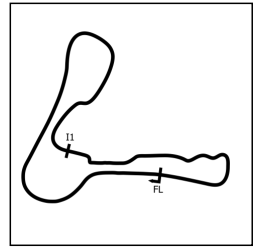
P12 46 C Kevin MARSHALL		Yamaha TZR250 - Stacey Processing				
IDEAL LAP TIME : 1:59.069		BEST LAP TIME : 1:59.841		DIFFERENCE : 0.772		
LAP	SECTOR 1	SECTOR 2	LAP TIME	MPH	DIFF	TIME OF DAY
1 -	1:12.137	51.348	2:03.485	63.55	3.644	09:02:31.520
2 -	1:09.445	51.453	2:00.898	64.91	1.057	09:04:32.418
3 -	1:09.076	50.808	1:59.884 (2)	65.46	0.043	09:06:32.302
4 -	1:09.848	49.993	1:59.841 (1)	65.48		09:08:32.143
5 -	1:09.696	50.331	2:00.027 (3)	65.38	0.186	09:10:32.170

P13 98 250cc Nick MASSEY (M)		Yamaha TZ250L - Massey Racing				
IDEAL LAP TIME : 2:00.230		BEST LAP TIME : 2:00.394		DIFFERENCE : 0.164		
LAP	SECTOR 1	SECTOR 2	LAP TIME	MPH	DIFF	TIME OF DAY
1 -	1:16.284	53.851	2:10.135 (3)	60.30	9.741	09:02:53.796
2 -	1:12.726	49.394	2:02.120 (2)	64.26	1.726	09:04:55.916
3 -	1:11.378	49.016	2:00.394 (1)	65.18		09:06:56.310

International Sidecar Revival Meeting @ Cadwell Park

GP Originals & DFDS Yamaha Past Masters

WARM UP - SECTOR ANALYSIS



SECTOR 1 = FL to I1, SECTOR 2 = I1 to FL, DIFF = Difference To Personal Best Lap, P = Crossed Finish Line in Pit Lane, D = Time Disallowed

P14		8 350cc		Nick WILLIAMSON (M)		Yamaha TZ350G - RBM	
IDEAL LAP TIME : 1:56.217		BEST LAP TIME : 2:01.395		DIFFERENCE : 5.178			
LAP	SECTOR 1	SECTOR 2	LAP TIME	MPH	DIFF	TIME OF DAY	
1 -	1:12.238	49.157	2:01.395 (1)	64.64		09:02:39.377	

P15		77		Adam COLLINS		Yamaha TZR250 - 2 Cows Racing	
IDEAL LAP TIME : 2:12.449		BEST LAP TIME : 2:15.623		DIFFERENCE : 3.174			
LAP	SECTOR 1	SECTOR 2	LAP TIME	MPH	DIFF	TIME OF DAY	
1 -	1:20.496	55.127	2:15.623 (1)	57.86		09:02:54.064	
2 -	1:17.322	58.302	2:15.624 (2)	57.86	0.001	09:05:09.688	

P16		20 R		Sara Sophie OSTERHOLZER		Yamaha TZR 250 -	
IDEAL LAP TIME : 2:16.992		BEST LAP TIME : 2:17.332		DIFFERENCE : 0.340			
LAP	SECTOR 1	SECTOR 2	LAP TIME	MPH	DIFF	TIME OF DAY	
1 -	1:18.930	58.452	2:17.382 (2)	57.12	0.050	09:02:52.392	
2 -	1:18.540	58.792	2:17.332 (1)	57.14		09:05:09.724	
3 -	1:19.837	58.972	2:18.809 (3)	56.53	1.477	09:07:28.533	
4 -	1:20.155	59.076	2:19.231	56.36	1.899	09:09:47.764	
5 -	1:20.844	58.554	2:19.398	56.29	2.066	09:12:07.162	

International Sidecar Revival Meeting @ Cadwell Park

GP Originals & DFDS Yamaha Past Masters

WARM UP - BEST SECTORS

SECTOR 1			SECTOR 2			IDEAL / BEST COMPARISON						
POS	NO	NAME	TIME	NO	NAME	TIME	POS	NO	NAME	IDEAL	BEST	DIFF
									PERFECT LAP	1:44.171		
1	51	WHOLEY	1:00.820	51	WHOLEY	43.351	1	51	WHOLEY	1:44.171	1:44.439	0.268
2	55	CHAPMAN (M)	1:00.959	1	ATKINSON	44.570	2	55	CHAPMAN (M)	1:46.057	1:47.493	1.436
3	127	GIDDINGS	1:01.246	55	CHAPMAN (M)	45.098	3	127	GIDDINGS	1:46.442	1:46.442	0.000
4	1	ATKINSON	1:02.834	127	GIDDINGS	45.196	4	1	ATKINSON	1:47.404	1:47.404	0.000
5	42	BROOKS	1:03.555	42	BROOKS	46.001	5	42	BROOKS	1:49.556	1:49.556	0.000
6	88	EDGE	1:03.862	97	TAYLOR (M)	46.313	6	97	TAYLOR (M)	1:50.566	1:53.774	3.208
7	97	TAYLOR (M)	1:04.253	55	TOLAND	47.075	7	88	EDGE	1:50.972	1:50.972	0.000
8	55	TOLAND	1:06.150	88	EDGE	47.110	8	55	TOLAND	1:53.225	1:53.225	0.000
9	6	BUSHELL	1:06.378	6	BUSHELL	47.297	9	6	BUSHELL	1:53.675	1:53.675	0.000
10	49	PALMER (M)	1:06.652	49	PALMER (M)	48.005	10	49	PALMER (M)	1:54.657	1:55.552	0.895
11	8	WILLIAMSON (M)	1:07.060	64	DAVIS	48.321	11	8	WILLIAMSON (M)	1:56.217	2:01.395	5.178
12	64	DAVIS	1:08.013	98	MASSEY (M)	49.016	12	64	DAVIS	1:56.334	1:56.522	0.188
13	46	MARSHALL	1:09.076	8	WILLIAMSON (M)	49.157	13	46	MARSHALL	1:59.069	1:59.841	0.772
14	98	MASSEY (M)	1:11.214	46	MARSHALL	49.993	14	98	MASSEY (M)	2:00.230	2:00.394	0.164
15	77	COLLINS	1:17.322	77	COLLINS	55.127	15	77	COLLINS	2:12.449	2:15.623	3.174
16	20	OSTERHOLZER	1:18.540	20	OSTERHOLZER	58.452	16	20	OSTERHOLZER	2:16.992	2:17.332	0.340

International Sidecar Revival Meeting @ Cadwell Park

GP Originals & DFDS Yamaha Past Masters

WARM UP - STATISTICS

Competitors Started 16
Planned Start 2024-08-04 @ 09:00:00.000
Actual Start 2024-08-04 @ 08:59:54.092
Finish Time 2024-08-04 @ 09:10:00.323
Track Length 2.1800mi.
Total Laps 62
Total Distance Covered 135.1611mi.

Session Fastest Lap History

NO	CL	NAME	LAP TIME	TIME OF DAY	LAP	VEHICLE
1	350cc	Phil ATKINSON	1:55.625	09:02:23.611	1	Yamaha TZ350
97	350cc	Andrew TAYLOR (M)	1:53.774	09:02:30.902	1	Yamaha TZ350
1	350cc	Phil ATKINSON	1:47.404	09:04:11.015	2	Yamaha TZ350
51		Kevin WHOLEY	1:44.439	09:08:02.453	4	Yamaha TZR

Flag History

TYPE	TIME OF DAY
GREEN	08:59:54.092
FINISH	09:10:00.323

Flag Statistics

TYPE	COUNT	TOTAL LAPS	TOTAL TIME
Green	1	6	13:37.662
Red	0	0	0.000
Safety Car	0	0	0.000
FCY	0	0	0.000

International Sidecar Revival Meeting @ Cadwell Park

GP Originals & DFDS Yamaha Past Masters

WARM UP - STATISTICS

CLASS : 250cc

3 Starters

Fastest Lap History

NO	NAME	LAP TIME	TIME OF DAY	LAP	VEHICLE
42	Sian BROOKS	2:00.305	09:02:38.241	1	Yamaha TZ250
42	Sian BROOKS	1:53.970	09:04:32.213	2	Yamaha TZ250
42	Sian BROOKS	1:51.952	09:06:24.164	3	Yamaha TZ250
42	Sian BROOKS	1:49.556	09:08:13.720	4	Yamaha TZ250

International Sidecar Revival Meeting @ Cadwell Park

GP Originals & DFDS Yamaha Past Masters

WARM UP - STATISTICS

CLASS : 350cc

6 Starters

Fastest Lap History

NO	NAME	LAP TIME	TIME OF DAY	LAP	VEHICLE
1	Phil ATKINSON	1:55.625	09:02:23.611	1	Yamaha TZ350
97	Andrew TAYLOR (M)	1:53.774	09:02:30.902	1	Yamaha TZ350
1	Phil ATKINSON	1:47.404	09:04:11.015	2	Yamaha TZ350
127	Jordan GIDDINGS	1:46.442	09:09:55.264	5	Gourlay Yamaha TZ350

International Sidecar Revival Meeting @ Cadwell Park

GP Originals & DFDS Yamaha Past Masters

WARM UP - STATISTICS

CLASS :

3 Starters

Fastest Lap History

NO	NAME	LAP TIME	TIME OF DAY	LAP	VEHICLE
51	Kevin WHOLEY	1:58.089	09:02:28.667	1	Yamaha TZR
55	Paul TOLAND	1:55.240	09:04:32.709	2	Yamaha TZR250
51	Kevin WHOLEY	1:48.278	09:06:18.014	3	Yamaha TZR
51	Kevin WHOLEY	1:44.439	09:08:02.453	4	Yamaha TZR

International Sidecar Revival Meeting @ Cadwell Park

GP Originals & DFDS Yamaha Past Masters

WARM UP - STATISTICS

CLASS : C

2 Starters

Fastest Lap History

NO	NAME	LAP TIME	TIME OF DAY	LAP	VEHICLE
46	Kevin MARSHALL	2:03.485	09:02:31.556	1	Yamaha TZR250
6	Alan BUSHELL	2:01.956	09:02:33.236	1	Yamaha RD250LC
46	Kevin MARSHALL	2:00.898	09:04:32.453	2	Yamaha TZR250
6	Alan BUSHELL	1:59.765	09:04:33.000	2	Yamaha RD250LC
6	Alan BUSHELL	1:57.754	09:06:30.754	3	Yamaha RD250LC
6	Alan BUSHELL	1:53.675	09:08:24.429	4	Yamaha RD250LC

International Sidecar Revival Meeting @ Cadwell Park

GP Originals & DFDS Yamaha Past Masters

WARM UP - STATISTICS

CLASS : R

2 Starters

Fastest Lap History

NO	NAME	LAP TIME	TIME OF DAY	LAP	VEHICLE
64	Iain DAVIS	2:01.473	09:02:36.638	1	Yamaha TZR 2MA
64	Iain DAVIS	1:58.108	09:04:34.746	2	Yamaha TZR 2MA
64	Iain DAVIS	1:58.069	09:06:32.815	3	Yamaha TZR 2MA
64	Iain DAVIS	1:56.584	09:08:29.399	4	Yamaha TZR 2MA
64	Iain DAVIS	1:56.522	09:10:25.920	5	Yamaha TZR 2MA



International Sidecar Revival Meeting @ Cadwell Park

DFDS Yamaha Past Masters

RACE 2 - CLASSIFICATION

Race Distance: 8 Laps / 17.44 miles

POS	NO	CL	PIC	NAME	ENTRY	LAPS	TIME	GAP	DIFF	MPH	BEST	ON	GRD	↑↓
1	75		1	Anthony JOHNSON	Yamaha TZR 250 - INTA MOTORCYCLE SERVICES LTD	8	13:36.775			76.86	1:40.084	4	1	0
2	51		2	Kevin WHOLEY	Yamaha TZR - Twistgrip Motorcycles	8	13:37.580	0.805	0.805	76.79	1:40.957	6	2	0
3	8		3	David BALL	Yamaha TZR250 - Gardiner Page and Roe pension consult	8	14:02.991	26.216	25.411	74.47	1:44.026	5	4	1
4	86		4	Richie WELSH	Yamaha TZR 250 - EDEN'S BABY EXPERIENCES/ PETER	8	14:09.769	32.994	6.778	73.88	1:43.881	2	3	-1
5	27		5	Richard HAYWARD	Yamaha TZR - BC vehicle repairs/ Snap on Tools	8	14:14.103	37.328	4.334	73.50	1:45.216	6	5	0
6	26		6	Damian LEE	Yamaha TZR250 - Leed Autos	8	14:18.528	41.753	4.425	73.13	1:45.341	6	6	0
7	57		7	Geoff MOOK	Yamaha TZR 250 -	8	14:18.670	41.895	0.142	73.11	1:45.126	5	7	0
8	74		8	Paul WHITBY	Yamaha TZR 250 - Greybridge Ltd	8	14:21.221	44.446	2.551	72.90	1:45.751	6	9	1
9	85		9	Andrew WALES	Yamaha TZR 250 - Show Control International	8	14:47.418	1:10.643	26.197	70.74	1:48.227	2	10	1
10	7		10	Pete FISHWICK	Yamaha TZR250 - 2T Engineering	8	14:51.413	1:14.638	3.995	70.43	1:49.463	8	13	3
11	162		11	Darren COOPER	Yamaha TZR250 - Twistgrip Motorcycles	8	14:51.559	1:14.784	0.146	70.42	1:48.827	3	12	1
12	52	C	1	Andy FLUX	Yamaha TZR 250 - Mach 1 Automotive LTD	8	14:51.895	1:15.120	0.336	70.39	1:49.318	8	14	2
13	60	C	2	Danny GOUGH	Yamaha TZR 250 - G Force Motorcycles	8	14:52.146	1:15.371	0.251	70.37	1:49.870	8	16	3
14	6	C	3	Alan BUSHELL	Yamaha RD250LC - Moonraker motorcycles	8	14:52.607	1:15.832	0.461	70.33	1:49.550	8	20	6
15	55		12	Paul TOLAND	Yamaha TZR250 - Kippers keys	8	14:52.843	1:16.068	0.236	70.31	1:49.584	8	15	0
16	100	R	1	Thomas RIDLEY	Yamaha TZR 250 - www.ypmrc.co.uk	8	15:09.646	1:32.871	16.803	69.02	1:51.814	6	19	3
17	64	R	2	Iain DAVIS	Yamaha TZR 2MA -	7	13:37.899	1 Lap	1 Lap	67.16	1:55.036	2	22	5
18	46	C	4	Kevin MARSHALL	Yamaha TZR250 - Stacey Processing	7	13:45.577	1 Lap	7.678	66.54	1:54.753	7	21	3
19	54	C	5	John HOLD	Yamaha RD350 YPVS -	7	13:47.124	1 Lap	1.547	66.41	1:53.737	7	25	6
20	73	C	6	Colvin TURNER	Yamaha TZR250 -	7	14:00.385	1 Lap	13.261	65.37	1:56.378	2	23	3
21	18		13	Marc PRENTICE	Yamaha TZR250 - Hard graft ??	7	14:06.221	1 Lap	5.836	64.91	1:58.574	3	17	-4
22	84	R	3	Bert ELLISON	Yamaha TZR250 - Ma n Pa Prentice	7	14:06.603	1 Lap	0.382	64.89	1:55.882	6	26	4
23	333	C	7	Mark STUBBERFIELD	Yamaha TZR250 - Polished concrete London	7	14:14.280	1 Lap	7.677	64.30	1:55.276	2	18	-5
24	67		14	Mark BAILEY	Yamaha TZR - Elite Air conditioning Ltd. Hydroflow plumbing	7	14:25.359	1 Lap	11.079	63.48	1:59.989	6	30	6
25	77		15	Adam COLLINS	Yamaha TZR250 - 2 Cows Racing	7	14:44.404	1 Lap	19.045	62.11	2:02.102	5	29	4
26	20	R	4	Sara Sophie OSTERHOLZER	Yamaha TZR 250 -	7	14:44.552	1 Lap	0.148	62.10	2:02.059	7	27	1
27	65	C	8	Nigel TERRY	Yamaha TZR250 - NTrap Garage Doors	7	14:45.279	1 Lap	0.727	62.05	2:01.620	2	28	1

NOT CLASSIFIED

DNF	4			Denis HALIL	Yamaha TZR250 - D & A AUTOS	3	5:31.358	5 Laps	4 Laps	71.05	1:47.648	3	8	
DNF	42	C		Martin PEARSON	Yamaha TZR250 -	2	4:14.238	6 Laps	1 Lap	61.73	2:01.773	2	24	
DNF	72	C		John HAMILTON	Yamaha TRZ250 - LW Racing	1	1:59.492	7 Laps	1 Lap	65.67			11	

FASTEST LAP

75				Anthony JOHNSON	Yamaha TZR 250 - INTA MOTORCYCLE SERVICES LTD	4	1:40.084			78.41 mph	126.19 kph			
52	C			Andy FLUX	Yamaha TZR 250 - Mach 1 Automotive LTD	8	1:49.318			71.79 mph	115.53 kph			
100	R			Thomas RIDLEY	Yamaha TZR 250 - www.ypmrc.co.uk	6	1:51.814			70.18 mph	112.95 kph			

Comments:

Class - 92.5% of Race Speed = 71.09 mph
 Class C - 92.5% of Race Speed = 65.11 mph
 Class R - 92.5% of Race Speed = 63.84 mph

Weather / Track : Bright / Dry

Date: 04/08/2024 Start: 10:34 Finish: 10:47

These results are provisional until the conclusion of any judicial and technical matters.

Cadwell Park: 2.1800 miles

Clerk Of Course:

Tony MacBride

Stewards:

Timekeeper:

Richard Evans



Results can be found at www.tsl-timing.com

Printed - 10:50 Sunday, 04 August 2024



International Sidecar Revival Meeting @ Cadwell Park

DFDS Yamaha Past Masters

RACE 2 - LAP CHART

LAP 1 @ 10:36:00.313		
NO	BEHIND	LAP TIME

51		1:47.061
75	0.278	1:47.339
8	2.871	1:49.932
86	3.119	1:50.180
27	5.234	1:52.295
57	5.482	1:52.543
26	6.448	1:53.509
74	7.244	1:54.305
4	8.548	1:55.609
85	8.926	1:55.987
52	10.539	1:57.600
60	11.120	1:58.181
6	11.739	1:58.800
72	12.431	1:59.492
162	12.556	1:59.617
55	12.762	1:59.823
7	13.318	2:00.379
100	14.260	2:01.321
18	16.865	2:03.926
333	17.153	2:04.214
64	18.866	2:05.927
73	18.916	2:05.977
46	19.533	2:06.594
54	20.107	2:07.168
84	23.409	2:10.470
42	25.404	2:12.465
65	26.239	2:13.300
20	27.819	2:14.880
67	28.101	2:15.162
77	28.915	2:15.976

LAP 2 @ 10:37:41.628		
NO	BEHIND	LAP TIME

75		1:41.037
51	0.247	1:41.562
86	5.685	1:43.881
8	5.911	1:44.355
57	10.689	1:46.522
27	11.181	1:47.262
26	11.660	1:46.527
74	12.885	1:46.956
4	15.334	1:48.101
85	15.838	1:48.227
52	19.973	1:50.749
60	20.547	1:50.742
6	21.364	1:50.940
162	21.433	1:50.192
55	21.888	1:50.441
7	22.936	1:50.933
100	26.141	1:53.196
333	31.114	1:55.276
64	32.587	1:55.036
73	33.979	1:56.378
46	35.858	1:57.640
18	35.892	2:00.342
54	36.040	1:57.248
84	43.381	2:01.287
42	45.862	2:01.773
65	46.544	2:01.620
67	51.572	2:04.786
20	53.732	2:07.228
77	53.810	2:06.210

LAP 3 @ 10:39:22.993		
NO	BEHIND	LAP TIME

51		1:41.118
75	0.435	1:41.800
8	8.794	1:44.248
86	8.869	1:44.549
57	15.315	1:45.991
27	15.655	1:45.839
26	16.170	1:45.875
74	18.160	1:46.640
4	21.617	1:47.648
85	24.488	1:50.015
52	28.895	1:48.827
52	29.840	1:51.232
60	30.143	1:50.961
55	30.804	1:50.281
6	30.840	1:50.841
7	31.932	1:50.361
100	37.270	1:52.494
333	46.046	1:56.297
64	46.897	1:55.675
73	50.864	1:58.250
46	50.967	1:56.474
54	51.397	1:56.722
18	53.101	1:58.574
84	1:02.944	2:00.928
65	1:10.271	2:05.092
67	1:11.200	2:00.993
20	1:18.457	2:06.090
77	1:18.748	2:06.303

LAP 4 @ 10:41:03.512		
NO	BEHIND	LAP TIME

75		1:40.084
51	0.722	1:41.241
8	12.762	1:44.487
86	13.375	1:45.025
57	20.939	1:46.143
27	21.140	1:46.004
26	21.847	1:46.196
74	24.199	1:46.558
85	34.731	1:50.762
162	39.190	1:50.814
52	39.661	1:50.340
60	39.928	1:50.304
6	40.577	1:50.256
7	40.988	1:49.575
55	41.409	1:51.124
100	48.910	1:52.159
64	1:01.628	1:55.250
333	1:03.409	1:57.882
46	1:05.764	1:55.316
54	1:07.967	1:57.089
73	1:09.925	1:59.580
18	1:12.933	2:00.351
84	1:22.882	2:00.457
67	1:34.421	2:03.740
65	1:36.677	2:06.925

LAP 5 @ 10:42:45.420		
NO	BEHIND	LAP TIME

51		1:41.186
75	0.271	1:42.179
77	1 Lap	2:04.708

20	1 Lap	2:06.794
8	14.880	1:44.026
86	18.096	1:46.629
57	24.157	1:45.126
27	24.675	1:45.443
26	25.505	1:45.566
74	28.298	1:46.007
85	42.933	1:50.110
162	48.002	1:50.720
60	48.328	1:50.308
52	48.811	1:51.058
6	49.839	1:51.170
7	50.167	1:51.087
55	50.519	1:51.018
100	59.009	1:52.007
64	1:15.123	1:55.403
333	1:21.324	1:59.823
46	1:21.513	1:57.657
54	1:21.832	1:55.773
73	1:27.281	1:59.264
18	1:32.323	2:01.298
84	1:40.290	1:59.316

LAP 6 @ 10:44:26.377		
NO	BEHIND	LAP TIME

51		1:40.957
75	1.101	1:41.787
67	1 Lap	2:00.274
8	18.037	1:44.114
65	1 Lap	2:07.913
77	1 Lap	2:02.102
86	23.299	1:46.160
20	1 Lap	2:04.310
27	28.934	1:45.216
26	29.889	1:45.341
57	30.021	1:46.821
74	33.092	1:45.751
85	52.120	1:50.144
162	58.246	1:51.201
60	58.473	1:51.102
52	58.815	1:50.961
7	58.916	1:49.706
6	59.247	1:50.365
55	59.511	1:49.949
100	1:09.866	1:51.814
64	1:29.495	1:55.329
46	1:37.699	1:57.143
54	1:40.262	1:59.387
333	1:41.552	2:01.185

LAP 7 @ 10:46:08.808		
NO	BEHIND	LAP TIME

75		1:41.330
51	0.162	1:42.593
73	1 Lap	1:59.615
18	1 Lap	2:00.729
84	1 Lap	1:55.882
8	20.197	1:44.591
86	27.904	1:47.036
67	1 Lap	1:59.989
27	32.741	1:46.238
26	36.063	1:48.605
57	36.227	1:48.637
74	39.125	1:48.464
77	1 Lap	2:05.606

65	1 Lap	2:06.902
20	1 Lap	2:03.191
85	1:01.499	1:51.810
7	1:06.394	1:49.909
162	1:06.425	1:50.610
60	1:06.720	1:50.678
52	1:07.021	1:50.637
6	1:07.501	1:50.685
55	1:07.703	1:50.623
100	1:20.681	1:53.246

LAP 8 @ 10:47:50.027		
NO	BEHIND	LAP TIME

75		1:41.219
51	0.805	1:41.862
64	1 Lap	1:55.279
46	1 Lap	1:54.753
54	1 Lap	1:53.737
73	1 Lap	2:01.321
8	26.216	1:47.238
18	1 Lap	2:01.001
84	1 Lap	1:58.263
86	32.994	1:46.309
27	37.328	1:45.806
333	1 Lap	2:19.603
26	41.753	1:46.909
57	41.895	1:46.887
74	44.446	1:46.540
67	1 Lap	2:00.415
77	1 Lap	2:03.499
20	1 Lap	2:02.059
65	1 Lap	2:03.527
85	1:10.643	1:50.363
7	1:14.638	1:49.463
162	1:14.784	1:49.578
52	1:15.120	1:49.318
60	1:15.371	1:49.870
6	1:15.832	1:49.550
55	1:16.068	1:49.584
100	1:32.871	1:53.409

International Sidecar Revival Meeting @ Cadwell Park

DFDS Yamaha Past Masters

RACE 2 - POSITION CHART

No	Name	Lap Pos								
			1	2	3	4	5	6	7	8
75	JOHNSON	1	51	75	51	75	51	51	75	75
51	WHOLEY	2	75	51	75	51	75	75	51	51
86	WELSH	3	8	86	8	8	8	8	8	8
8	BALL	4	86	8	86	86	86	86	86	86
27	HAYWARD	5	27	57	57	57	57	27	27	27
26	LEE	6	57	27	27	27	27	26	26	26
57	MOOK	7	26	26	26	26	26	57	57	57
4	HALIL	8	74	74	74	74	74	74	74	74
74	WHITBY	9	4	4	4	85	85	85	85	85
85	WALES	10	85	85	85	162	162	162	7	7
72	HAMILTON	11	52	52	162	52	60	60	162	162
162	COOPER	12	60	60	52	60	52	52	60	52
7	FISHWICK	13	6	6	60	6	6	7	52	60
52	FLUX	14	72	162	55	7	7	6	6	6
55	TOLAND	15	162	55	6	55	55	55	55	55
60	GOUGH	16	55	7	7	100	100	100	100	100
18	PRENTICE	17	7	100	100	64	64	64	64	64
333	STUBBERFIELD	18	100	333	333	333	333	46	46	46
100	RIDLEY	19	18	64	64	46	46	54	54	54
6	BUSHELL	20	333	73	73	54	54	333	73	73
46	MARSHALL	21	64	46	46	73	73	73	18	18
64	DAVIS	22	73	18	54	18	18	18	84	84
73	TURNER	23	46	54	18	84	84	84	333	333
42	PEARSON	24	54	84	84	67	67	67	67	67
54	HOLD	25	84	42	65	65	65	77	77	77
84	ELLISON	26	42	65	67	77	77	65	20	20
20	OSTERHOLZER	27	65	67	20	20	20	20	65	65
65	TERRY	28	20	20	77					
77	COLLINS	29	67	77						
67	BAILEY	30	77							

International Sidecar Revival Meeting @ Cadwell Park

DFDS Yamaha Past Masters

RACE 2 - SECTOR ANALYSIS



SECTOR 1 = FL to I1, SECTOR 2 = I1 to FL, DIFF = Difference To Personal Best Lap, P = Crossed Finish Line in Pit Lane, D = Time Disallowed

P1 75		Anthony JOHNSON		Yamaha TZR 250 - INTA MOTORCYCLE SERVICES LTD			
IDEAL LAP TIME : 1:40.084		BEST LAP TIME : 1:40.084		DIFFERENCE : 0.000			
LAP	SECTOR 1	SECTOR 2	LAP TIME	MPH	DIFF	TIME OF DAY	
1 -		42.601	1:47.339	73.11	7.255	10:36:00.591	
2 -	58.733	42.304	1:41.037 (2)	77.67	0.953	10:37:41.628	
3 -	59.445	42.355	1:41.800	77.09	1.716	10:39:23.428	
4 -	58.199	41.885	1:40.084 (1)	78.41		10:41:03.512	
5 -	58.807	43.372	1:42.179	76.80	2.095	10:42:45.691	
6 -	59.039	42.748	1:41.787	77.10	1.703	10:44:27.478	
7 -	58.953	42.377	1:41.330	77.45	1.246	10:46:08.808	
8 -	59.272	41.947	1:41.219 (3)	77.53	1.135	10:47:50.027	

P2 51		Kevin WHOLEY		Yamaha TZR - Twistgrip Motorcycles			
IDEAL LAP TIME : 1:40.397		BEST LAP TIME : 1:40.957		DIFFERENCE : 0.560			
LAP	SECTOR 1	SECTOR 2	LAP TIME	MPH	DIFF	TIME OF DAY	
1 -		42.573	1:47.061	73.30	6.104	10:36:00.313	
2 -	59.389	42.173	1:41.562	77.27	0.605	10:37:41.875	
3 -	58.828	42.290	1:41.118 (2)	77.61	0.161	10:39:22.993	
4 -	59.329	41.912	1:41.241	77.51	0.284	10:41:04.234	
5 -	58.485	42.701	1:41.186 (3)	77.56	0.229	10:42:45.420	
6 -	58.926	42.031	1:40.957 (1)	77.73		10:44:26.377	
7 -	58.942	43.651	1:42.593	76.49	1.636	10:46:08.970	
8 -	59.362	42.500	1:41.862	77.04	0.905	10:47:50.832	

P3 8		David BALL		Yamaha TZR250 - Gardiner Page and Roe pension consultants			
IDEAL LAP TIME : 1:43.799		BEST LAP TIME : 1:44.026		DIFFERENCE : 0.227			
LAP	SECTOR 1	SECTOR 2	LAP TIME	MPH	DIFF	TIME OF DAY	
1 -		43.619	1:49.932	71.38	5.906	10:36:03.184	
2 -	1:00.305	44.050	1:44.355	75.20	0.329	10:37:47.539	
3 -	1:00.639	43.609	1:44.248 (3)	75.28	0.222	10:39:31.787	
4 -	1:00.774	43.713	1:44.487	75.11	0.461	10:41:16.274	
5 -	1:00.532	43.494	1:44.026 (1)	75.44		10:43:00.300	
6 -	1:00.331	43.783	1:44.114 (2)	75.37	0.088	10:44:44.414	
7 -	1:00.977	43.614	1:44.591	75.03	0.565	10:46:29.005	
8 -	1:01.115	46.123	1:47.238	73.18	3.212	10:48:16.243	

P4 86		Richie WELSH		Yamaha TZR 250 - EDEN'S BABY EXPERIENCES/ PETER FLE			
IDEAL LAP TIME : 1:43.592		BEST LAP TIME : 1:43.881		DIFFERENCE : 0.289			
LAP	SECTOR 1	SECTOR 2	LAP TIME	MPH	DIFF	TIME OF DAY	
1 -		43.094	1:50.180	71.22	6.299	10:36:03.432	
2 -	1:00.498	43.383	1:43.881 (1)	75.54		10:37:47.313	
3 -	1:01.227	43.322	1:44.549 (2)	75.06	0.668	10:39:31.862	
4 -	1:01.223	43.802	1:45.025 (3)	74.72	1.144	10:41:16.887	
5 -	1:02.172	44.457	1:46.629	73.60	2.748	10:43:03.516	
6 -	1:01.664	44.496	1:46.160	73.92	2.279	10:44:49.676	
7 -	1:02.908	44.128	1:47.036	73.32	3.155	10:46:36.712	
8 -	1:01.848	44.461	1:46.309	73.82	2.428	10:48:23.021	

P5 27		Richard HAYWARD		Yamaha TZR - BC vehicle repairs/ Snap on Tools			
IDEAL LAP TIME : 1:44.829		BEST LAP TIME : 1:45.216		DIFFERENCE : 0.387			
LAP	SECTOR 1	SECTOR 2	LAP TIME	MPH	DIFF	TIME OF DAY	
1 -		44.718	1:52.295	69.88	7.079	10:36:05.547	
2 -	1:02.896	44.366	1:47.262	73.16	2.046	10:37:52.809	
3 -	1:01.416	44.423	1:45.839	74.15	0.623	10:39:38.648	
4 -	1:01.622	44.382	1:46.004	74.03	0.788	10:41:24.652	
5 -	1:01.298	44.145	1:45.443 (2)	74.42	0.227	10:43:10.095	
6 -	1:00.774	44.442	1:45.216 (1)	74.59		10:44:55.311	
7 -	1:02.183	44.055	1:46.238	73.87	1.022	10:46:41.549	
8 -	1:01.616	44.190	1:45.806 (3)	74.17	0.590	10:48:27.355	

International Sidecar Revival Meeting @ Cadwell Park

DFDS Yamaha Past Masters

RACE 2 - SECTOR ANALYSIS



SECTOR 1 = FL to I1, SECTOR 2 = I1 to FL, DIFF = Difference To Personal Best Lap, P = Crossed Finish Line in Pit Lane, D = Time Disallowed

P6 26		Damian LEE		Yamaha TZR250 - Leed Autos		
IDEAL LAP TIME : 1:44.890		BEST LAP TIME : 1:45.341		DIFFERENCE : 0.451		
LAP	SECTOR 1	SECTOR 2	LAP TIME	MPH	DIFF	TIME OF DAY
1 -		44.723	1:53.509	69.14	8.168	10:36:06.761
2 -	1:02.037	44.490	1:46.527	73.67	1.186	10:37:53.288
3 -	1:01.509	44.366	1:45.875 (3)	74.12	0.534	10:39:39.163
4 -	1:01.405	44.791	1:46.196	73.90	0.855	10:41:25.359
5 -	1:01.781	43.785	1:45.566 (2)	74.34	0.225	10:43:10.925
6 -	1:01.105	44.236	1:45.341 (1)	74.50		10:44:56.266
7 -	1:04.659	43.946	1:48.605	72.26	3.264	10:46:44.871
8 -	1:02.259	44.650	1:46.909	73.40	1.568	10:48:31.780

P7 57		Geoff MOOK		Yamaha TZR 250 -		
IDEAL LAP TIME : 1:44.788		BEST LAP TIME : 1:45.126		DIFFERENCE : 0.338		
LAP	SECTOR 1	SECTOR 2	LAP TIME	MPH	DIFF	TIME OF DAY
1 -		44.574	1:52.543	69.73	7.417	10:36:05.795
2 -	1:02.458	44.064	1:46.522	73.67	1.396	10:37:52.317
3 -	1:01.527	44.464	1:45.991 (2)	74.04	0.865	10:39:38.308
4 -	1:01.346	44.797	1:46.143 (3)	73.93	1.017	10:41:24.451
5 -	1:01.255	43.871	1:45.126 (1)	74.65		10:43:09.577
6 -	1:01.222	45.599	1:46.821	73.46	1.695	10:44:56.398
7 -	1:05.071	43.566	1:48.637	72.24	3.511	10:46:45.035
8 -	1:02.384	44.503	1:46.887	73.42	1.761	10:48:31.922

P8 74		Paul WHITBY		Yamaha TZR 250 - Greybridge Ltd		
IDEAL LAP TIME : 1:45.632		BEST LAP TIME : 1:45.751		DIFFERENCE : 0.119		
LAP	SECTOR 1	SECTOR 2	LAP TIME	MPH	DIFF	TIME OF DAY
1 -		44.986	1:54.305	68.65	8.554	10:36:07.557
2 -	1:02.028	44.928	1:46.956	73.37	1.205	10:37:54.513
3 -	1:01.550	45.090	1:46.640	73.59	0.889	10:39:41.153
4 -	1:01.629	44.929	1:46.558	73.65	0.807	10:41:27.711
5 -	1:00.932	45.075	1:46.007 (2)	74.03	0.256	10:43:13.718
6 -	1:01.051	44.700	1:45.751 (1)	74.21		10:44:59.469
7 -	1:03.393	45.071	1:48.464	72.35	2.713	10:46:47.933
8 -	1:01.408	45.132	1:46.540 (3)	73.66	0.789	10:48:34.473

P9 85		Andrew WALES		Yamaha TZR 250 - Show Control International		
IDEAL LAP TIME : 1:47.999		BEST LAP TIME : 1:48.227		DIFFERENCE : 0.228		
LAP	SECTOR 1	SECTOR 2	LAP TIME	MPH	DIFF	TIME OF DAY
1 -		45.507	1:55.987	67.66	7.760	10:36:09.239
2 -	1:02.492	45.735	1:48.227 (1)	72.51		10:37:57.466
3 -	1:04.069	45.946	1:50.015 (2)	71.33	1.788	10:39:47.481
4 -	1:03.480	47.282	1:50.762	70.85	2.535	10:41:38.243
5 -	1:03.677	46.433	1:50.110 (3)	71.27	1.883	10:43:28.353
6 -	1:03.623	46.521	1:50.144	71.25	1.917	10:45:18.497
7 -	1:05.240	46.570	1:51.810	70.19	3.583	10:47:10.307
8 -	1:03.853	46.510	1:50.363	71.11	2.136	10:49:00.670

P10 7		Pete FISHWICK		Yamaha TZR250 - 2T Engineering		
IDEAL LAP TIME : 1:49.388		BEST LAP TIME : 1:49.463		DIFFERENCE : 0.075		
LAP	SECTOR 1	SECTOR 2	LAP TIME	MPH	DIFF	TIME OF DAY
1 -		46.426	2:00.379	65.19	10.916	10:36:13.631
2 -	1:04.652	46.281	1:50.933	70.74	1.470	10:38:04.564
3 -	1:03.902	46.459	1:50.361	71.11	0.898	10:39:54.925
4 -	1:03.170	46.405	1:49.575 (2)	71.62	0.112	10:41:44.500
5 -	1:04.273	46.814	1:51.087	70.64	1.624	10:43:35.587
6 -	1:03.216	46.490	1:49.706 (3)	71.53	0.243	10:45:25.293
7 -	1:03.691	46.218	1:49.909	71.40	0.446	10:47:15.202
8 -	1:03.207	46.256	1:49.463 (1)	71.69		10:49:04.665

International Sidecar Revival Meeting @ Cadwell Park

DFDS Yamaha Past Masters

RACE 2 - SECTOR ANALYSIS



SECTOR 1 = FL to I1, SECTOR 2 = I1 to FL, DIFF = Difference To Personal Best Lap, P = Crossed Finish Line in Pit Lane, D = Time Disallowed

P11 162		Darren COOPER		Yamaha TZR250 - Twistgrip Motorcycles		
IDEAL LAP TIME : 1:48.500		BEST LAP TIME : 1:48.827		DIFFERENCE : 0.327		
LAP	SECTOR 1	SECTOR 2	LAP TIME	MPH	DIFF	TIME OF DAY
1 -		46.601	1:59.617	65.60	10.790	10:36:12.869
2 -	1:03.862	46.330	1:50.192 (3)	71.22	1.365	10:38:03.061
3 -	1:02.711	46.116	1:48.827 (1)	72.11		10:39:51.888
4 -	1:04.130	46.684	1:50.814	70.82	1.987	10:41:42.702
5 -	1:04.438	46.282	1:50.720	70.88	1.893	10:43:33.422
6 -	1:04.263	46.938	1:51.201	70.57	2.374	10:45:24.623
7 -	1:04.015	46.595	1:50.610	70.95	1.783	10:47:15.233
8 -	1:03.789	45.789	1:49.578 (2)	71.62	0.751	10:49:04.811

P12 52 C		Andy FLUX		Yamaha TZR 250 - Mach 1 Automotive LTD		
IDEAL LAP TIME : 1:49.318		BEST LAP TIME : 1:49.318		DIFFERENCE : 0.000		
LAP	SECTOR 1	SECTOR 2	LAP TIME	MPH	DIFF	TIME OF DAY
1 -		45.972	1:57.600	66.73	8.282	10:36:10.852
2 -	1:04.796	45.953	1:50.749	70.86	1.431	10:38:01.601
3 -	1:04.989	46.243	1:51.232	70.55	1.914	10:39:52.833
4 -	1:04.190	46.150	1:50.340 (2)	71.12	1.022	10:41:43.173
5 -	1:05.116	45.942	1:51.058	70.66	1.740	10:43:34.231
6 -	1:04.424	46.537	1:50.961	70.72	1.643	10:45:25.192
7 -	1:04.259	46.378	1:50.637 (3)	70.93	1.319	10:47:15.829
8 -	1:03.761	45.557	1:49.318 (1)	71.79		10:49:05.147

P13 60 C		Danny GOUGH		Yamaha TZR 250 - G Force Motorcycles		
IDEAL LAP TIME : 1:49.549		BEST LAP TIME : 1:49.870		DIFFERENCE : 0.321		
LAP	SECTOR 1	SECTOR 2	LAP TIME	MPH	DIFF	TIME OF DAY
1 -		46.243	1:58.181	66.40	8.311	10:36:11.433
2 -	1:04.455	46.287	1:50.742	70.86	0.872	10:38:02.175
3 -	1:04.612	46.349	1:50.961	70.72	1.091	10:39:53.136
4 -	1:04.075	46.229	1:50.304 (2)	71.14	0.434	10:41:43.440
5 -	1:04.675	45.633	1:50.308 (3)	71.14	0.438	10:43:33.748
6 -	1:04.162	46.940	1:51.102	70.63	1.232	10:45:24.850
7 -	1:03.972	46.706	1:50.678	70.90	0.808	10:47:15.528
8 -	1:04.293	45.577	1:49.870 (1)	71.43		10:49:05.398

P14 6 C		Alan BUSHELL		Yamaha RD250LC - Moonraker motorcycles		
IDEAL LAP TIME : 1:49.550		BEST LAP TIME : 1:49.550		DIFFERENCE : 0.000		
LAP	SECTOR 1	SECTOR 2	LAP TIME	MPH	DIFF	TIME OF DAY
1 -		46.516	1:58.800	66.06	9.250	10:36:12.052
2 -	1:04.171	46.769	1:50.940	70.74	1.390	10:38:02.992
3 -	1:04.258	46.583	1:50.841	70.80	1.291	10:39:53.833
4 -	1:03.911	46.345	1:50.256 (2)	71.18	0.706	10:41:44.089
5 -	1:04.527	46.643	1:51.170	70.59	1.620	10:43:35.259
6 -	1:03.971	46.394	1:50.365 (3)	71.11	0.815	10:45:25.624
7 -	1:04.005	46.680	1:50.685	70.90	1.135	10:47:16.309
8 -	1:03.813	45.737	1:49.550 (1)	71.63		10:49:05.859

P15 55		Paul TOLAND		Yamaha TZR250 - Kippers keys		
IDEAL LAP TIME : 1:49.498		BEST LAP TIME : 1:49.584		DIFFERENCE : 0.086		
LAP	SECTOR 1	SECTOR 2	LAP TIME	MPH	DIFF	TIME OF DAY
1 -		46.310	1:59.823	65.49	10.239	10:36:13.075
2 -	1:04.520	45.921	1:50.441	71.06	0.857	10:38:03.516
3 -	1:04.436	45.845	1:50.281 (3)	71.16	0.697	10:39:53.797
4 -	1:04.861	46.263	1:51.124	70.62	1.540	10:41:44.921
5 -	1:04.140	46.878	1:51.018	70.69	1.434	10:43:35.939
6 -	1:03.658	46.291	1:49.949 (2)	71.37	0.365	10:45:25.888
7 -	1:04.040	46.583	1:50.623	70.94	1.039	10:47:16.511
8 -	1:03.744	45.840	1:49.584 (1)	71.61		10:49:06.095

International Sidecar Revival Meeting @ Cadwell Park

DFDS Yamaha Past Masters

RACE 2 - SECTOR ANALYSIS



SECTOR 1 = FL to I1, SECTOR 2 = I1 to FL, DIFF = Difference To Personal Best Lap, P = Crossed Finish Line in Pit Lane, D = Time Disallowed

P16 100 R		Thomas RIDLEY		Yamaha TZR 250 - www.ypmrc.co.uk		
IDEAL LAP TIME : 1:51.659		BEST LAP TIME : 1:51.814		DIFFERENCE : 0.155		
LAP	SECTOR 1	SECTOR 2	LAP TIME	MPH	DIFF	TIME OF DAY
1 -		46.737	2:01.321	64.68	9.507	10:36:14.573
2 -	1:06.324	46.872	1:53.196	69.33	1.382	10:38:07.769
3 -	1:05.945	46.549	1:52.494	69.76	0.680	10:40:00.263
4 -	1:05.439	46.720	1:52.159 (3)	69.97	0.345	10:41:52.422
5 -	1:05.715	46.292	1:52.007 (2)	70.06	0.193	10:43:44.429
6 -	1:05.367	46.447	1:51.814 (1)	70.18		10:45:36.243
7 -	1:05.503	47.743	1:53.246	69.30	1.432	10:47:29.489
8 -	1:06.481	46.928	1:53.409	69.20	1.595	10:49:22.898

P17 64 R		Iain DAVIS		Yamaha TZR 2MA -		
IDEAL LAP TIME : 1:54.716		BEST LAP TIME : 1:55.036		DIFFERENCE : 0.320		
LAP	SECTOR 1	SECTOR 2	LAP TIME	MPH	DIFF	TIME OF DAY
1 -		48.844	2:05.927	62.32	10.891	10:36:19.179
2 -	1:07.092	47.944	1:55.036 (1)	68.22		10:38:14.215
3 -	1:07.728	47.947	1:55.675	67.84	0.639	10:40:09.890
4 -	1:07.536	47.714	1:55.250 (2)	68.09	0.214	10:42:05.140
5 -	1:07.461	47.942	1:55.403	68.00	0.367	10:44:00.543
6 -	1:07.705	47.624	1:55.329	68.04	0.293	10:45:55.872
7 -	1:07.442	47.837	1:55.279 (3)	68.07	0.243	10:47:51.151

P18 46 C		Kevin MARSHALL		Yamaha TZR250 - Stacey Processing		
IDEAL LAP TIME : 1:54.238		BEST LAP TIME : 1:54.753		DIFFERENCE : 0.515		
LAP	SECTOR 1	SECTOR 2	LAP TIME	MPH	DIFF	TIME OF DAY
1 -		49.205	2:06.594	61.99	11.841	10:36:19.846
2 -	1:07.775	49.865	1:57.640	66.71	2.887	10:38:17.486
3 -	1:07.227	49.247	1:56.474 (3)	67.38	1.721	10:40:13.960
4 -	1:07.043	48.273	1:55.316 (2)	68.05	0.563	10:42:09.276
5 -	1:08.805	48.852	1:57.657	66.70	2.904	10:44:06.933
6 -	1:09.330	47.813	1:57.143	66.99	2.390	10:46:04.076
7 -	1:06.425	48.328	1:54.753 (1)	68.39		10:47:58.829

P19 54 C		John HOLD		Yamaha RD350 YPVS -		
IDEAL LAP TIME : 1:53.737		BEST LAP TIME : 1:53.737		DIFFERENCE : 0.000		
LAP	SECTOR 1	SECTOR 2	LAP TIME	MPH	DIFF	TIME OF DAY
1 -		49.356	2:07.168	61.71	13.431	10:36:20.420
2 -	1:07.495	49.753	1:57.248	66.93	3.511	10:38:17.668
3 -	1:07.347	49.375	1:56.722 (3)	67.23	2.985	10:40:14.390
4 -	1:08.094	48.995	1:57.089	67.02	3.352	10:42:11.479
5 -	1:06.941	48.832	1:55.773 (2)	67.78	2.036	10:44:07.252
6 -	1:10.149	49.238	1:59.387	65.73	5.650	10:46:06.639
7 -	1:06.029	47.708	1:53.737 (1)	69.00		10:48:00.376

P20 73 C		Colvin TURNER		Yamaha TZR250 -		
IDEAL LAP TIME : 1:56.378		BEST LAP TIME : 1:56.378		DIFFERENCE : 0.000		
LAP	SECTOR 1	SECTOR 2	LAP TIME	MPH	DIFF	TIME OF DAY
1 -		50.182	2:05.977	62.29	9.599	10:36:19.229
2 -	1:07.364	49.014	1:56.378 (1)	67.43		10:38:15.607
3 -	1:08.808	49.442	1:58.250 (2)	66.36	1.872	10:40:13.857
4 -	1:08.486	51.094	1:59.580	65.63	3.202	10:42:13.437
5 -	1:07.925	51.339	1:59.264 (3)	65.80	2.886	10:44:12.701
6 -	1:09.025	50.590	1:59.615	65.61	3.237	10:46:12.316
7 -	1:10.448	50.873	2:01.321	64.68	4.943	10:48:13.637

International Sidecar Revival Meeting @ Cadwell Park

DFDS Yamaha Past Masters

RACE 2 - SECTOR ANALYSIS



SECTOR 1 = FL to I1, SECTOR 2 = I1 to FL, DIFF = Difference To Personal Best Lap, P = Crossed Finish Line in Pit Lane, D = Time Disallowed

P21 18		Marc PRENTICE		Yamaha TZR250 - Hard graft ??		
IDEAL LAP TIME : 1:57.443		BEST LAP TIME : 1:58.574		DIFFERENCE : 1.131		
LAP	SECTOR 1	SECTOR 2	LAP TIME	MPH	DIFF	TIME OF DAY
1 -		48.434	2:03.926	63.32	5.352	10:36:17.178
2 -	1:10.195	50.147	2:00.342 (2)	65.21	1.768	10:38:17.520
3 -	1:09.009	49.565	1:58.574 (1)	66.18		10:40:16.094
4 -	1:10.524	49.827	2:00.351 (3)	65.20	1.777	10:42:16.445
5 -	1:11.446	49.852	2:01.298	64.70	2.724	10:44:17.743
6 -	1:11.043	49.686	2:00.729	65.00	2.155	10:46:18.472
7 -	1:10.913	50.088	2:01.001	64.85	2.427	10:48:19.473

P22 84 R		Bert ELLISON		Yamaha TZR250 - Ma n Pa Prentice		
IDEAL LAP TIME : 1:55.882		BEST LAP TIME : 1:55.882		DIFFERENCE : 0.000		
LAP	SECTOR 1	SECTOR 2	LAP TIME	MPH	DIFF	TIME OF DAY
1 -		50.668	2:10.470	60.15	14.588	10:36:23.722
2 -	1:11.317	49.970	2:01.287	64.70	5.405	10:38:25.009
3 -	1:10.958	49.970	2:00.928	64.89	5.046	10:40:25.937
4 -	1:10.663	49.794	2:00.457	65.15	4.575	10:42:26.394
5 -	1:10.034	49.282	1:59.316 (3)	65.77	3.434	10:44:25.710
6 -	1:07.791	48.091	1:55.882 (1)	67.72		10:46:21.592
7 -	1:08.285	49.978	1:58.263 (2)	66.36	2.381	10:48:19.855

P23 333 C		Mark STUBBERFIELD		Yamaha TZR250 - Polished concrete London		
IDEAL LAP TIME : 1:55.276		BEST LAP TIME : 1:55.276		DIFFERENCE : 0.000		
LAP	SECTOR 1	SECTOR 2	LAP TIME	MPH	DIFF	TIME OF DAY
1 -		48.240	2:04.214	63.18	8.938	10:36:17.466
2 -	1:07.311	47.965	1:55.276 (1)	68.08		10:38:12.742
3 -	1:07.914	48.383	1:56.297 (2)	67.48	1.021	10:40:09.039
4 -	1:09.642	48.240	1:57.882 (3)	66.57	2.606	10:42:06.921
5 -	1:10.317	49.506	1:59.823	65.49	4.547	10:44:06.744
6 -	1:10.348	50.837	2:01.185	64.76	5.909	10:46:07.929
7 -	1:20.541	59.062	2:19.603	56.21	24.327	10:48:27.532

P24 67		Mark BAILEY		Yamaha TZR - Elite Air conditioning Ltd. Hydroflow plumbing ltd		
IDEAL LAP TIME : 1:59.619		BEST LAP TIME : 1:59.989		DIFFERENCE : 0.370		
LAP	SECTOR 1	SECTOR 2	LAP TIME	MPH	DIFF	TIME OF DAY
1 -		52.793	2:15.162	58.06	15.173	10:36:28.414
2 -	1:12.727	52.059	2:04.786	62.89	4.797	10:38:33.200
3 -	1:10.949	50.044	2:00.993	64.86	1.004	10:40:34.193
4 -	1:14.107	49.633	2:03.740	63.42	3.751	10:42:37.933
5 -	1:10.880	49.394	2:00.274 (2)	65.25	0.285	10:44:38.207
6 -	1:10.743	49.246	1:59.989 (1)	65.40		10:46:38.196
7 -	1:10.373	50.042	2:00.415 (3)	65.17	0.426	10:48:38.611

P25 77		Adam COLLINS		Yamaha TZR250 - 2 Cows Racing		
IDEAL LAP TIME : 2:02.102		BEST LAP TIME : 2:02.102		DIFFERENCE : 0.000		
LAP	SECTOR 1	SECTOR 2	LAP TIME	MPH	DIFF	TIME OF DAY
1 -		52.946	2:15.976	57.71	13.874	10:36:29.228
2 -	1:13.270	52.940	2:06.210	62.18	4.108	10:38:35.438
3 -	1:12.822	53.481	2:06.303	62.13	4.201	10:40:41.741
4 -	1:12.221	52.487	2:04.708 (3)	62.93	2.606	10:42:46.449
5 -	1:10.842	51.260	2:02.102 (1)	64.27		10:44:48.551
6 -	1:13.541	52.065	2:05.606	62.48	3.504	10:46:54.157
7 -	1:11.902	51.597	2:03.499 (2)	63.54	1.397	10:48:57.656

International Sidecar Revival Meeting @ Cadwell Park

DFDS Yamaha Past Masters

RACE 2 - SECTOR ANALYSIS



SECTOR 1 = FL to I1, SECTOR 2 = I1 to FL, DIFF = Difference To Personal Best Lap, P = Crossed Finish Line in Pit Lane, D = Time Disallowed

P26 20 R		Sara Sophie OSTERHOLZER		Yamaha TZR 250 -			
IDEAL LAP TIME : 2:01.244		BEST LAP TIME : 2:02.059		DIFFERENCE : 0.815			
LAP	SECTOR 1	SECTOR 2	LAP TIME	MPH	DIFF	TIME OF DAY	
1 -		52.717	2:14.880	58.18	12.821	10:36:28.132	
2 -	1:12.812	54.416	2:07.228	61.68	5.169	10:38:35.360	
3 -	1:12.498	53.592	2:06.090	62.24	4.031	10:40:41.450	
4 -	1:12.052	54.742	2:06.794	61.89	4.735	10:42:48.244	
5 -	1:10.708	53.602	2:04.310 (3)	63.13	2.251	10:44:52.554	
6 -	1:11.316	51.875	2:03.191 (2)	63.70	1.132	10:46:55.745	
7 -	1:09.369	52.690	2:02.059 (1)	64.29		10:48:57.804	

P27 65 C		Nigel TERRY		Yamaha TZR250 - NTrap Garage Doors			
IDEAL LAP TIME : 2:01.620		BEST LAP TIME : 2:01.620		DIFFERENCE : 0.000			
LAP	SECTOR 1	SECTOR 2	LAP TIME	MPH	DIFF	TIME OF DAY	
1 -		51.765	2:13.300	58.87	11.680	10:36:26.552	
2 -	1:10.801	50.819	2:01.620 (1)	64.52		10:38:28.172	
3 -	1:12.530	52.562	2:05.092 (3)	62.73	3.472	10:40:33.264	
4 -	1:15.347	51.578	2:06.925	61.83	5.305	10:42:40.189	
5 -	1:12.779	55.134	2:07.913	61.35	6.293	10:44:48.102	
6 -	1:14.847	52.055	2:06.902	61.84	5.282	10:46:55.004	
7 -	1:11.742	51.785	2:03.527 (2)	63.53	1.907	10:48:58.531	

P28 4		Denis HALIL		Yamaha TZR250 - D & A AUTOS			
IDEAL LAP TIME : 1:47.648		BEST LAP TIME : 1:47.648		DIFFERENCE : 0.000			
LAP	SECTOR 1	SECTOR 2	LAP TIME	MPH	DIFF	TIME OF DAY	
1 -		45.578	1:55.609	67.88	7.961	10:36:08.861	
2 -	1:02.446	45.655	1:48.101 (2)	72.59	0.453	10:37:56.962	
3 -	1:02.350	45.298	1:47.648 (1)	72.90		10:39:44.610	

P29 42 C		Martin PEARSON		Yamaha TZR250 -			
IDEAL LAP TIME : 2:01.773		BEST LAP TIME : 2:01.773		DIFFERENCE : 0.000			
LAP	SECTOR 1	SECTOR 2	LAP TIME	MPH	DIFF	TIME OF DAY	
1 -		51.278	2:12.465	59.24	10.692	10:36:25.717	
2 -	1:10.857	50.916	2:01.773 (1)	64.44		10:38:27.490	

P30 72 C		John HAMILTON		Yamaha TR250 - LW Racing			
IDEAL LAP TIME :		BEST LAP TIME :		DIFFERENCE :			
LAP	SECTOR 1	SECTOR 2	LAP TIME	MPH	DIFF	TIME OF DAY	
1 -		46.926	1:59.492	65.67		10:36:12.744	

International Sidecar Revival Meeting @ Cadwell Park

DFDS Yamaha Past Masters

RACE 2 - BEST SECTORS

SECTOR 1			SECTOR 2			IDEAL / BEST COMPARISON						
POS	NO	NAME	TIME	NO	NAME	TIME	POS	NO	NAME	IDEAL	BEST	DIFF
									PERFECT LAP	1:40.084		
1	75	JOHNSON	58.199	75	JOHNSON	41.885	1	75	JOHNSON	1:40.084	1:40.084	0.000
2	51	WHOLEY	58.485	51	WHOLEY	41.912	2	51	WHOLEY	1:40.397	1:40.957	0.560
3	8	BALL	1:00.305	86	WELSH	43.094	3	86	WELSH	1:43.592	1:43.881	0.289
4	86	WELSH	1:00.498	8	BALL	43.494	4	8	BALL	1:43.799	1:44.026	0.227
5	27	HAYWARD	1:00.774	57	MOOK	43.566	5	57	MOOK	1:44.788	1:45.126	0.338
6	74	WHITBY	1:00.932	26	LEE	43.785	6	27	HAYWARD	1:44.829	1:45.216	0.387
7	26	LEE	1:01.105	27	HAYWARD	44.055	7	26	LEE	1:44.890	1:45.341	0.451
8	57	MOOK	1:01.222	74	WHITBY	44.700	8	74	WHITBY	1:45.632	1:45.751	0.119
9	4	HALIL	1:02.350	4	HALIL	45.298	9	4	HALIL	1:47.648	1:47.648	0.000
10	85	WALES	1:02.492	85	WALES	45.507	10	85	WALES	1:47.999	1:48.227	0.228
11	162	COOPER	1:02.711	52	FLUX	45.557	11	162	COOPER	1:48.500	1:48.827	0.327
12	7	FISHWICK	1:03.170	60	GOUGH	45.577	12	52	FLUX	1:49.318	1:49.318	0.000
13	55	TOLAND	1:03.658	6	BUSHELL	45.737	13	7	FISHWICK	1:49.388	1:49.463	0.075
14	52	FLUX	1:03.761	162	COOPER	45.789	14	55	TOLAND	1:49.498	1:49.584	0.086
15	6	BUSHELL	1:03.813	55	TOLAND	45.840	15	60	GOUGH	1:49.549	1:49.870	0.321
16	60	GOUGH	1:03.972	7	FISHWICK	46.218	16	6	BUSHELL	1:49.550	1:49.550	0.000
17	100	RIDLEY	1:05.367	100	RIDLEY	46.292	17	100	RIDLEY	1:51.659	1:51.814	0.155
18	54	HOLD	1:06.029	72	HAMILTON	46.926	18	54	HOLD	1:53.737	1:53.737	0.000
19	46	MARSHALL	1:06.425	64	DAVIS	47.624	19	46	MARSHALL	1:54.238	1:54.753	0.515
20	64	DAVIS	1:07.092	54	HOLD	47.708	20	64	DAVIS	1:54.716	1:55.036	0.320
21	333	STUBBERFIELD	1:07.311	46	MARSHALL	47.813	21	333	STUBBERFIELD	1:55.276	1:55.276	0.000
22	73	TURNER	1:07.364	333	STUBBERFIELD	47.965	22	84	ELLISON	1:55.882	1:55.882	0.000
23	84	ELLISON	1:07.791	84	ELLISON	48.091	23	73	TURNER	1:56.378	1:56.378	0.000
24	18	PRENTICE	1:09.009	18	PRENTICE	48.434	24	18	PRENTICE	1:57.443	1:58.574	1.131
25	20	OSTERHOLZER	1:09.369	73	TURNER	49.014	25	67	BAILEY	1:59.619	1:59.989	0.370
26	67	BAILEY	1:10.373	67	BAILEY	49.246	26	20	OSTERHOLZER	2:01.244	2:02.059	0.815
27	65	TERRY	1:10.801	65	TERRY	50.819	27	65	TERRY	2:01.620	2:01.620	0.000
28	77	COLLINS	1:10.842	42	PEARSON	50.916	28	42	PEARSON	2:01.773	2:01.773	0.000
29	42	PEARSON	1:10.857	77	COLLINS	51.260	29	77	COLLINS	2:02.102	2:02.102	0.000
30				20	OSTERHOLZER	51.875	30	72	HAMILTON			

International Sidecar Revival Meeting @ Cadwell Park

DFDS Yamaha Past Masters

RACE 2 - STATISTICS

Competitors Started 30
Planned Start 2024-08-04 @ 10:20:00.000
Actual Start 2024-08-04 @ 10:34:13.251
Finish Time 2024-08-04 @ 10:47:50.026
Track Length 2.1800mi.
Total Laps 211
Total Distance Covered 459.9839mi.

Session Fastest Lap History

NO	CL	NAME	LAP TIME	TIME OF DAY	LAP	VEHICLE
75		Anthony JOHNSON	1:41.037	10:37:41.639	2	Yamaha TZR 250
75		Anthony JOHNSON	1:40.084	10:41:03.523	4	Yamaha TZR 250

Session Leader History

NO	CL	NAME	FROM LAP	LAPS LED	DISTANCE	VEHICLE
51		Kevin WHOLEY	1	1	2.18 miles	Yamaha TZR
75		Anthony JOHNSON	2	1	2.18 miles	Yamaha TZR 250
51		Kevin WHOLEY	3	1	2.18 miles	Yamaha TZR
75		Anthony JOHNSON	4	1	2.18 miles	Yamaha TZR 250
51		Kevin WHOLEY	5	2	4.36 miles	Yamaha TZR
75		Anthony JOHNSON	7	2	4.36 miles	Yamaha TZR 250

Flag History

TYPE	TIME OF DAY
GREEN	10:34:13.251
FINISH	10:47:50.026

Flag Statistics

TYPE	COUNT	TOTAL LAPS	TOTAL TIME
Green	1	8	15:55.005
Red	0	0	0.000
Safety Car	0	0	0.000
FCY	0	0	0.000

International Sidecar Revival Meeting @ Cadwell Park

DFDS Yamaha Past Masters

RACE 2 - STATISTICS

CLASS :

16 Starters

Fastest Lap History

NO	NAME	LAP TIME	TIME OF DAY	LAP	VEHICLE
75	Anthony JOHNSON	1:41.037	10:37:41.639	2	Yamaha TZR 250
75	Anthony JOHNSON	1:40.084	10:41:03.523	4	Yamaha TZR 250

Leader History

NO	NAME	FROM LAP	LAPS LED	DISTANCE	VEHICLE
51	Kevin WHOLEY	1	1	2.18 miles	Yamaha TZR
75	Anthony JOHNSON	2	1	2.18 miles	Yamaha TZR 250
51	Kevin WHOLEY	3	1	2.18 miles	Yamaha TZR
75	Anthony JOHNSON	4	1	2.18 miles	Yamaha TZR 250
51	Kevin WHOLEY	5	2	4.36 miles	Yamaha TZR
75	Anthony JOHNSON	7	2	4.36 miles	Yamaha TZR 250

International Sidecar Revival Meeting @ Cadwell Park

DFDS Yamaha Past Masters

RACE 2 - STATISTICS

CLASS : C

10 Starters

Fastest Lap History

NO	NAME	LAP TIME	TIME OF DAY	LAP	VEHICLE
52	Andy FLUX	1:50.749	10:38:01.637	2	Yamaha TZR 250
60	Danny GOUGH	1:50.742	10:38:02.206	2	Yamaha TZR 250
52	Andy FLUX	1:50.340	10:41:43.208	4	Yamaha TZR 250
60	Danny GOUGH	1:50.304	10:41:43.470	4	Yamaha TZR 250
6	Alan BUSHELL	1:50.256	10:41:44.126	4	Yamaha RD250LC
52	Andy FLUX	1:49.318	10:49:05.181	8	Yamaha TZR 250

Leader History

NO	NAME	FROM LAP	LAPS LED	DISTANCE	VEHICLE
52	Andy FLUX	1	4	8.72 miles	Yamaha TZR 250
60	Danny GOUGH	5	3	6.54 miles	Yamaha TZR 250
52	Andy FLUX	8	1	2.18 miles	Yamaha TZR 250

International Sidecar Revival Meeting @ Cadwell Park

DFDS Yamaha Past Masters

RACE 2 - STATISTICS

CLASS : R

4 Starters

Fastest Lap History

NO	NAME	LAP TIME	TIME OF DAY	LAP	VEHICLE
100	Thomas RIDLEY	1:53.196	10:38:07.808	2	Yamaha TZR 250
100	Thomas RIDLEY	1:52.494	10:40:00.303	3	Yamaha TZR 250
100	Thomas RIDLEY	1:52.159	10:41:52.463	4	Yamaha TZR 250
100	Thomas RIDLEY	1:52.007	10:43:44.469	5	Yamaha TZR 250
100	Thomas RIDLEY	1:51.814	10:45:36.284	6	Yamaha TZR 250

Leader History

NO	NAME	FROM LAP	LAPS LED	DISTANCE	VEHICLE
100	Thomas RIDLEY	1	8	17.44 miles	Yamaha TZR 250

International Sidecar Revival Meeting @ Cadwell Park

DFDS Yamaha Past Masters

RACE 9 - GRID (8 Laps)

ROW 10	28	42 Martin PEARSON	2:01.773	29	20 Sara Sophie OSTERHOLZER	2:02.059	30	77 Adam COLLINS	2:02.102
ROW 9	25	18 Marc PRENTICE	1:58.574	26	67 Mark BAILEY	1:59.989	27	65 Nigel TERRY	2:01.620
ROW 8	22	333 Mark STUBBERFIELD	1:55.276	23	84 Bert ELLISON	1:55.882	24	73 Colvin TURNER	1:56.378
ROW 7	19	54 John HOLD	1:53.737	20	46 Kevin MARSHALL	1:54.753	21	64 Iain DAVIS	1:55.036
ROW 6	16	60 Danny GOUGH	1:49.870	17	72 John HAMILTON	1:51.814	18	100 Thomas RIDLEY	1:51.814
ROW 5	13	7 Pete FISHWICK	1:49.463	14	6 Alan BUSHELL	1:49.550	15	55 Paul TOLAND	1:49.584
ROW 4	10	85 Andrew WALES	1:48.227	11	162 Darren COOPER	1:48.827	12	52 Andy FLUX	1:49.318
ROW 3	7	26 Damian LEE	1:45.341	8	74 Paul WHITBY	1:45.751	9	4 Denis HALIL	1:47.648
ROW 2	4	8 David BALL	1:44.026	5	57 Geoff MOOK	1:45.126	6	27 Richard HAYWARD	1:45.216
ROW 1	1	75 Anthony JOHNSON	1:40.084	2	51 Kevin WHOLEY	1:40.957	3	86 Richie WELSH	1:43.881
Pole									

These results are provisional until the conclusion of any judicial and technical matters.

Cadwell Park: 2.1800 miles

Clerk Of Course:

Tony MacBride

Stewards:

Timekeeper:

Richard Evans



Results can be found at www.tsl-timing.com

Printed - 10:52 Sunday, 04 August 2024



International Sidecar Revival Meeting @ Cadwell Park

DFDS Yamaha Past Masters

RACE 9 - CLASSIFICATION

Race Distance: 8 Laps / 17.44 miles

POS	NO	CL	PIC	NAME	ENTRY	LAPS	TIME	GAP	DIFF	MPH	BEST	ON	GRD	↑↓
1	75		1	Anthony JOHNSON	Yamaha TZR 250 - INTA MOTORCYCLE SERVICES LTD	8	13:29.662			77.54	1:39.631	4	1	0
2	51		2	Kevin WHOLEY	Yamaha TZR - Twistgrip Motorcycles	8	13:46.031	16.369	16.369	76.00	1:41.474	3	2	0
3	8		3	David BALL	Yamaha TZR250 - Gardiner Page and Roe pension consult	8	14:03.193	33.531	17.162	74.46	1:43.746	5	4	1
4	27		4	Richard HAYWARD	Yamaha TZR - BC vehicle repairs/ Snap on Tools	8	14:11.492	41.830	8.299	73.73	1:44.787	3	6	2
5	57		5	Geoff MOOK	Yamaha TZR 250 -	8	14:12.146	42.484	0.654	73.67	1:44.823	3	5	0
6	26		6	Damian LEE	Yamaha TZR250 - Leed Autos	8	14:22.482	52.820	10.336	72.79	1:45.975	3	7	1
7	74		7	Paul WHITBY	Yamaha TZR 250 - Greybridge Ltd	8	14:32.392	1:02.730	9.910	71.96	1:47.496	3	8	1
8	55		8	Paul TOLAND	Yamaha TZR250 - Kippers keys	8	14:35.765	1:06.103	3.373	71.69	1:47.147	8	15	7
9	4		9	Denis HALIL	Yamaha TZR250 - D & A AUTOS	8	14:35.943	1:06.281	0.178	71.67	1:47.462	8	9	0
10	7		10	Pete FISHWICK	Yamaha TZR250 - 2T Engineering	8	14:37.181	1:07.519	1.238	71.57	1:47.498	8	13	3
11	6	C	1	Alan BUSHHELL	Yamaha RD250LC - Moonraker motorcycles	8	14:50.627	1:20.965	13.446	70.49	1:49.024	8	14	3
12	52	C	2	Andy FLUX	Yamaha TZR 250 - Mach 1 Automotive LTD	8	14:55.067	1:25.405	4.440	70.14	1:49.953	8	12	0
13	72	C	3	John HAMILTON	Yamaha TRZ250 - LW Racing	8	14:56.189	1:26.527	1.122	70.05	1:49.308	7	17	4
14	60	C	4	Danny GOUGH	Yamaha TZR 250 - G Force Motorcycles	8	14:59.727	1:30.065	3.538	69.78	1:49.779	7	16	2
15	100	R	1	Thomas RIDLEY	Yamaha TZR 250 - www.ypmrc.co.uk	8	15:00.677	1:31.015	0.950	69.70	1:50.312	6	18	3
16	64	R	2	Iain DAVIS	Yamaha TZR 2MA -	7	13:33.989	1 Lap	1 Lap	67.49	1:53.719	6	21	5
17	333	C	5	Mark STUBBERFIELD	Yamaha TZR250 - Polished concrete London	7	13:36.748	1 Lap	2.759	67.26	1:53.739	2	22	5
18	84	R	3	Bert ELLISON	Yamaha TZR250 - Ma n Pa Prentice	7	13:39.313	1 Lap	2.565	67.05	1:54.400	6	23	5
19	46	C	6	Kevin MARSHALL	Yamaha TZR250 - Stacey Processing	7	13:50.306	1 Lap	10.993	66.16	1:55.867	6	20	1
20	67		11	Mark BAILEY	Yamaha TZR - Elite Air conditioning Ltd. Hydroflow plumbing	7	13:51.169	1 Lap	0.863	66.09	1:56.109	7	26	6
21	54	C	7	John HOLD	Yamaha RD350 YPVS -	7	13:51.710	1 Lap	0.541	66.05	1:55.831	5	19	-2
22	73	C	8	Colvin TURNER	Yamaha TZR250 -	7	13:56.014	1 Lap	4.304	65.71	1:56.664	6	24	2
23	77		12	Adam COLLINS	Yamaha TZR250 - 2 Cows Racing	7	14:28.679	1 Lap	32.665	63.24	2:01.385	7	30	7
24	65	C	9	Nigel TERRY	Yamaha TZR250 - NTrap Garage Doors	7	14:34.546	1 Lap	5.867	62.81	2:02.195	2	27	3
25	20	R	4	Sara Sophie OSTERHOLZER	Yamaha TZR 250 -	7	15:18.694	1 Lap	44.148	59.79	2:09.653	2	29	4

NOT CLASSIFIED

DNF	85			Andrew WALES	Yamaha TZR 250 - Show Control International	5	9:20.239	3 Laps	2 Laps	70.04	1:50.115	3	10	
DNF	86			Richie WELSH	Yamaha TZR 250 - EDEN'S BABY EXPERIENCES/ PETER	3	5:23.173	5 Laps	2 Laps	72.85	1:43.973	3	3	
DNF	162			Darren COOPER	Yamaha TZR250 - Twistgrip Motorcycles	3	5:44.406	5 Laps	21.233	68.36	1:51.641	2	11	
DNF	42	C		Martin PEARSON	Yamaha TZR250 -	3	6:15.450	5 Laps	31.044	62.70	2:01.000	3	28	

FASTEST LAP

75				Anthony JOHNSON	Yamaha TZR 250 - INTA MOTORCYCLE SERVICES LTD	4	1:39.631			78.77 mph		126.77 kph		
6	C			Alan BUSHHELL	Yamaha RD250LC - Moonraker motorcycles	8	1:49.024			71.98 mph		115.84 kph		
100	R			Thomas RIDLEY	Yamaha TZR 250 - www.ypmrc.co.uk	6	1:50.312			71.14 mph		114.49 kph		

Comments:

Class - 92.5% of Race Speed = 71.72 mph
 Class C - 92.5% of Race Speed = 65.20 mph
 Class R - 92.5% of Race Speed = 64.47 mph

Weather / Track : Bright / Dry

These results are provisional until the conclusion of any judicial and technical matters.

Date: 04/08/2024 Start: 15:07 Finish: 15:21

Cadwell Park: 2.1800 miles

Clerk Of Course:

Tony MacBride

Stewards:

Timekeeper:

Richard Evans



Results can be found at www.tsl-timing.com

Printed - 15:23 Sunday, 04 August 2024



International Sidecar Revival Meeting @ Cadwell Park

DFDS Yamaha Past Masters

RACE 9 - LAP CHART

LAP 1 @ 15:09:42.495

NO	BEHIND	LAP TIME
75		1:45.905
51	1.112	1:47.017
8	3.963	1:49.868
57	4.864	1:50.769
27	5.385	1:51.290
26	7.666	1:53.571
86	8.117	1:54.022
74	8.322	1:54.227
4	8.600	1:54.505
55	9.697	1:55.602
7	11.128	1:57.033
6	11.624	1:57.529
52	11.993	1:57.898
85	12.076	1:57.981
162	14.353	2:00.258
60	14.691	2:00.596
72	15.325	2:01.230
100	15.834	2:01.739
333	15.962	2:01.867
84	18.706	2:04.611
64	19.092	2:04.997
67	21.947	2:07.852
46	22.439	2:08.344
54	22.963	2:08.868
73	23.830	2:09.735
65	24.930	2:10.835
42	26.449	2:12.354
77	29.215	2:15.120
20	31.140	2:17.045

LAP 2 @ 15:11:23.277

NO	BEHIND	LAP TIME
75		1:40.782
51	2.319	1:41.989
8	8.669	1:45.488
57	9.079	1:44.997
27	9.470	1:44.867
86	12.513	1:45.178
26	13.398	1:46.514
74	15.358	1:47.818
4	16.159	1:48.341
55	17.111	1:48.196
7	18.491	1:48.145
6	21.810	1:50.968
85	21.901	1:50.607
52	22.492	1:51.281
162	25.212	1:51.641
60	25.696	1:51.787
72	26.514	1:51.971
100	27.448	1:52.396
333	28.919	1:53.739
64	33.221	1:54.911
84	35.046	1:57.122
46	38.197	1:56.540
67	38.978	1:57.813
54	39.500	1:57.319
73	41.242	1:58.194
65	46.343	2:02.195
42	47.763	2:02.096
77	51.248	2:02.815
20	1:00.011	2:09.653

LAP 3 @ 15:13:03.404

NO	BEHIND	LAP TIME
75		1:40.127
51	3.666	1:41.474
8	13.484	1:44.942
57	13.775	1:44.823
27	14.130	1:44.787
86	16.359	1:43.973
26	19.246	1:45.975
74	22.727	1:47.496
4	24.676	1:48.644
55	26.295	1:49.311
7	27.293	1:48.929
85	31.889	1:50.115
6	33.234	1:51.551
52	33.561	1:51.196
162	37.592	1:52.507
60	37.721	1:52.152
72	38.268	1:51.881
100	39.407	1:52.086
333	45.610	1:56.818
64	49.704	1:56.610
84	51.263	1:56.344
67	56.949	1:58.098
46	57.550	1:59.480
54	58.157	1:58.784
73	58.353	1:57.238
42	1:08.636	2:01.000
65	1:10.202	2:03.986
77	1:14.064	2:02.943
20	1:30.178	2:10.294

LAP 4 @ 15:14:43.035

NO	BEHIND	LAP TIME
75		1:39.631
51	6.084	1:42.049
8	18.137	1:44.284
27	19.632	1:45.133
57	19.770	1:45.626
26	26.906	1:47.291
74	31.587	1:48.491
4	34.356	1:49.311
55	34.938	1:48.274
7	35.949	1:48.287
85	43.014	1:50.756
6	44.246	1:50.643
52	44.854	1:50.924
60	50.513	1:52.423
72	51.319	1:52.682
100	51.456	1:51.680
333	1:03.716	1:57.737
64	1:05.368	1:55.295
84	1:07.207	1:55.575
67	1:15.268	1:57.950
46	1:15.859	1:57.940
73	1:16.346	1:57.624
54	1:16.811	1:58.285
65	1:33.183	2:02.612
77	1:36.316	2:01.883

LAP 5 @ 15:16:22.907

NO	BEHIND	LAP TIME
75		1:39.872
51	8.789	1:42.577

20	1 Lap	2:10.039
8		22.011 1:43.746
27		25.119 1:45.359
57		25.421 1:45.523
26		34.169 1:47.135
74		40.294 1:48.579
4		44.217 1:49.733
55		44.956 1:49.890
7		45.183 1:49.106
85		53.922 1:50.780
6		54.743 1:50.369
52		56.024 1:51.042
72		1:01.571 1:50.124
100		1:02.126 1:50.542
60		1:03.170 1:52.529
333		1:18.938 1:55.094
64		1:19.861 1:54.365
84		1:22.887 1:55.552
46		1:31.904 1:55.917
67		1:32.275 1:56.879
54		1:32.770 1:55.831
73		1:33.546 1:57.072

LAP 6 @ 15:18:03.511

NO	BEHIND	LAP TIME
75		1:40.604
51	11.385	1:43.200
77	1 Lap	2:01.860
65	1 Lap	2:05.673
8		25.902 1:44.495
27		30.138 1:45.623
57		30.484 1:45.667
26		41.632 1:48.067
74		48.349 1:48.659
20	1 Lap	2:09.991
4		52.176 1:48.563
55		53.189 1:48.837
7		53.741 1:49.162
6		1:04.628 1:50.489
52		1:06.126 1:50.706
72		1:10.584 1:49.617
100		1:11.834 1:50.312
60		1:12.551 1:49.985
64		1:32.976 1:53.719
333		1:34.130 1:55.796
84		1:36.683 1:54.400

LAP 7 @ 15:19:44.270

NO	BEHIND	LAP TIME
75		1:40.759
46	1 Lap	1:55.867
67	1 Lap	1:56.468
54	1 Lap	1:56.727
73	1 Lap	1:56.664
51		14.647 1:44.021
8		30.482 1:45.339
27		37.268 1:47.889
57		37.504 1:47.779
77	1 Lap	2:02.673
65	1 Lap	2:04.554
26		48.124 1:47.251
74		55.853 1:48.263
4		1:00.801 1:49.384
55		1:00.938 1:48.508
7		1:02.003 1:49.021

6	1:13.923	1:50.054
52	1:17.434	1:52.067
72	1:19.133	1:49.308
20	1 Lap	2:11.163
60	1:21.571	1:49.779
100	1:22.338	1:51.263

LAP 8 @ 15:21:26.252

NO	BEHIND	LAP TIME
75		1:41.982
64	1 Lap	1:54.092
333	1 Lap	1:55.697
84	1 Lap	1:55.709
51	16.369	1:43.704
46	1 Lap	1:56.218
67	1 Lap	1:56.109
54	1 Lap	1:55.896
73	1 Lap	1:59.487
8	33.531	1:45.031
27	41.830	1:46.544
57	42.484	1:46.962
26	52.820	1:46.678
77	1 Lap	2:01.385
74	1:02.730	1:48.859
65	1 Lap	2:04.691
55	1:06.103	1:47.147
4	1:06.281	1:47.462
7	1:07.519	1:47.498
6	1:20.965	1:49.024
52	1:25.405	1:49.953
72	1:26.527	1:49.376
60	1:30.065	1:50.476
100	1:31.015	1:50.659
20	1 Lap	2:10.509

International Sidecar Revival Meeting @ Cadwell Park

DFDS Yamaha Past Masters

RACE 9 - POSITION CHART

No	Name	Lap								
		Pos	1	2	3	4	5	6	7	8
75	JOHNSON	1	75	75	75	75	75	75	75	75
51	WHOLEY	2	51	51	51	51	51	51	51	51
86	WELSH	3	8	8	8	8	8	8	8	8
8	BALL	4	57	57	57	27	27	27	27	27
57	MOOK	5	27	27	27	57	57	57	57	57
27	HAYWARD	6	26	86	86	26	26	26	26	26
26	LEE	7	86	26	26	74	74	74	74	74
74	WHITBY	8	74	74	74	4	4	4	4	55
4	HALIL	9	4	4	4	55	55	55	55	4
85	WALES	10	55	55	55	7	7	7	7	7
162	COOPER	11	7	7	7	85	85	6	6	6
52	FLUX	12	6	6	85	6	6	52	52	52
7	FISHWICK	13	52	85	6	52	52	72	72	72
6	BUSHELL	14	85	52	52	60	72	100	60	60
55	TOLAND	15	162	162	162	72	100	60	100	100
60	GOUGH	16	60	60	60	100	60	64	64	
72	HAMILTON	17	72	72	72	333	333	333	333	
100	RIDLEY	18	100	100	100	64	64	84	84	
54	HOLD	19	333	333	333	84	84	46	46	
46	MARSHALL	20	84	64	64	67	46	67	67	
64	DAVIS	21	64	84	84	46	67	54	54	
333	STUBBERFIELD	22	67	46	67	73	54	73	73	
84	ELLISON	23	46	67	46	54	73	77	77	
73	TURNER	24	54	54	54	65	77	65	65	
67	BAILEY	25	73	73	73	77	65	20	20	
65	TERRY	26	65	65	42	20	20			
42	PEARSON	27	42	42	65					
20	OSTERHOLZER	28	77	77	77					
77	COLLINS	29	20	20	20					

International Sidecar Revival Meeting @ Cadwell Park

DFDS Yamaha Past Masters

RACE 9 - SECTOR ANALYSIS



SECTOR 1 = FL to I1, SECTOR 2 = I1 to FL, DIFF = Difference To Personal Best Lap, P = Crossed Finish Line in Pit Lane, D = Time Disallowed

P1 75		Anthony JOHNSON		Yamaha TZR 250 - INTA MOTORCYCLE SERVICES LTD			
IDEAL LAP TIME : 1:39.631		BEST LAP TIME : 1:39.631		DIFFERENCE : 0.000			
LAP	SECTOR 1	SECTOR 2	LAP TIME	MPH	DIFF	TIME OF DAY	
1 -		42.020	1:45.905	74.10	6.274	15:09:42.495	
2 -	59.151	41.631	1:40.782	77.87	1.151	15:11:23.277	
3 -	58.437	41.690	1:40.127 (3)	78.38	0.496	15:13:03.404	
4 -	58.229	41.402	1:39.631 (1)	78.77		15:14:43.035	
5 -	58.325	41.547	1:39.872 (2)	78.58	0.241	15:16:22.907	
6 -	58.570	42.034	1:40.604	78.00	0.973	15:18:03.511	
7 -	58.969	41.790	1:40.759	77.88	1.128	15:19:44.270	
8 -	59.200	42.782	1:41.982	76.95	2.351	15:21:26.252	

P2 51		Kevin WHOLEY		Yamaha TZR - Twistgrip Motorcycles			
IDEAL LAP TIME : 1:41.474		BEST LAP TIME : 1:41.474		DIFFERENCE : 0.000			
LAP	SECTOR 1	SECTOR 2	LAP TIME	MPH	DIFF	TIME OF DAY	
1 -		42.050	1:47.017	73.33	5.543	15:09:43.607	
2 -	59.875	42.114	1:41.989 (2)	76.95	0.515	15:11:25.596	
3 -	59.478	41.996	1:41.474 (1)	77.34		15:13:07.070	
4 -	59.627	42.422	1:42.049 (3)	76.90	0.575	15:14:49.119	
5 -	59.885	42.692	1:42.577	76.50	1.103	15:16:31.696	
6 -	1:00.259	42.941	1:43.200	76.04	1.726	15:18:14.896	
7 -	1:00.933	43.088	1:44.021	75.44	2.547	15:19:58.917	
8 -	1:00.735	42.969	1:43.704	75.67	2.230	15:21:42.621	

P3 8		David BALL		Yamaha TZR250 - Gardiner Page and Roe pension consultants			
IDEAL LAP TIME : 1:43.746		BEST LAP TIME : 1:43.746		DIFFERENCE : 0.000			
LAP	SECTOR 1	SECTOR 2	LAP TIME	MPH	DIFF	TIME OF DAY	
1 -		43.678	1:49.868	71.43	6.122	15:09:46.458	
2 -	1:01.692	43.796	1:45.488	74.39	1.742	15:11:31.946	
3 -	1:01.083	43.859	1:44.942	74.78	1.196	15:13:16.888	
4 -	1:00.892	43.392	1:44.284 (2)	75.25	0.538	15:15:01.172	
5 -	1:00.685	43.061	1:43.746 (1)	75.64		15:16:44.918	
6 -	1:00.978	43.517	1:44.495 (3)	75.10	0.749	15:18:29.413	
7 -	1:01.664	43.675	1:45.339	74.50	1.593	15:20:14.752	
8 -	1:01.085	43.946	1:45.031	74.72	1.285	15:21:59.783	

P4 27		Richard HAYWARD		Yamaha TZR - BC vehicle repairs/ Snap on Tools			
IDEAL LAP TIME : 1:44.385		BEST LAP TIME : 1:44.787		DIFFERENCE : 0.402			
LAP	SECTOR 1	SECTOR 2	LAP TIME	MPH	DIFF	TIME OF DAY	
1 -		44.049	1:51.290	70.51	6.503	15:09:47.880	
2 -	1:01.144	43.723	1:44.867 (2)	74.83	0.080	15:11:32.747	
3 -	1:01.199	43.588	1:44.787 (1)	74.89		15:13:17.534	
4 -	1:00.797	44.336	1:45.133 (3)	74.64	0.346	15:15:02.667	
5 -	1:01.380	43.979	1:45.359	74.48	0.572	15:16:48.026	
6 -	1:01.503	44.120	1:45.623	74.30	0.836	15:18:33.649	
7 -	1:01.471	46.418	1:47.889	72.74	3.102	15:20:21.538	
8 -	1:02.180	44.364	1:46.544	73.66	1.757	15:22:08.082	

P5 57		Geoff MOOK		Yamaha TZR 250 -			
IDEAL LAP TIME : 1:44.651		BEST LAP TIME : 1:44.823		DIFFERENCE : 0.172			
LAP	SECTOR 1	SECTOR 2	LAP TIME	MPH	DIFF	TIME OF DAY	
1 -		43.771	1:50.769	70.85	5.946	15:09:47.359	
2 -	1:01.295	43.702	1:44.997 (2)	74.74	0.174	15:11:32.356	
3 -	1:01.095	43.728	1:44.823 (1)	74.86		15:13:17.179	
4 -	1:00.949	44.677	1:45.626	74.30	0.803	15:15:02.805	
5 -	1:01.454	44.069	1:45.523 (3)	74.37	0.700	15:16:48.328	
6 -	1:01.498	44.169	1:45.667	74.27	0.844	15:18:33.995	
7 -	1:01.496	46.283	1:47.779	72.81	2.956	15:20:21.774	
8 -	1:01.630	45.332	1:46.962	73.37	2.139	15:22:08.736	

International Sidecar Revival Meeting @ Cadwell Park

DFDS Yamaha Past Masters

RACE 9 - SECTOR ANALYSIS



SECTOR 1 = FL to I1, SECTOR 2 = I1 to FL, DIFF = Difference To Personal Best Lap, P = Crossed Finish Line in Pit Lane, D = Time Disallowed

P6 26		Damian LEE		Yamaha TZR250 - Leed Autos		
IDEAL LAP TIME : 1:45.799		BEST LAP TIME : 1:45.975		DIFFERENCE : 0.176		
LAP	SECTOR 1	SECTOR 2	LAP TIME	MPH	DIFF	TIME OF DAY
1 -		44.964	1:53.571	69.10	7.596	15:09:50.161
2 -	1:02.018	44.496	1:46.514 (2)	73.68	0.539	15:11:36.675
3 -	1:01.718	44.257	1:45.975 (1)	74.05		15:13:22.650
4 -	1:02.229	45.062	1:47.291	73.14	1.316	15:15:09.941
5 -	1:02.379	44.756	1:47.135	73.25	1.160	15:16:57.076
6 -	1:02.452	45.615	1:48.067	72.62	2.092	15:18:45.143
7 -	1:02.638	44.613	1:47.251	73.17	1.276	15:20:32.394
8 -	1:02.597	44.081	1:46.678 (3)	73.56	0.703	15:22:19.072

P7 74		Paul WHITBY		Yamaha TZR 250 - Greybridge Ltd		
IDEAL LAP TIME : 1:47.131		BEST LAP TIME : 1:47.496		DIFFERENCE : 0.365		
LAP	SECTOR 1	SECTOR 2	LAP TIME	MPH	DIFF	TIME OF DAY
1 -		46.155	1:54.227	68.70	6.731	15:09:50.817
2 -	1:02.405	45.413	1:47.818 (2)	72.78	0.322	15:11:38.635
3 -	1:01.997	45.499	1:47.496 (1)	73.00		15:13:26.131
4 -	1:02.783	45.708	1:48.491	72.33	0.995	15:15:14.622
5 -	1:02.550	46.029	1:48.579	72.27	1.083	15:17:03.201
6 -	1:02.238	46.421	1:48.659	72.22	1.163	15:18:51.860
7 -	1:02.883	45.380	1:48.263 (3)	72.49	0.767	15:20:40.123
8 -	1:01.751	47.108	1:48.859	72.09	1.363	15:22:28.982

P8 55		Paul TOLAND		Yamaha TZR250 - Kippers keys		
IDEAL LAP TIME : 1:47.147		BEST LAP TIME : 1:47.147		DIFFERENCE : 0.000		
LAP	SECTOR 1	SECTOR 2	LAP TIME	MPH	DIFF	TIME OF DAY
1 -		45.070	1:55.602	67.88	8.455	15:09:52.192
2 -	1:03.402	44.794	1:48.196 (2)	72.53	1.049	15:11:40.388
3 -	1:03.636	45.675	1:49.311	71.79	2.164	15:13:29.699
4 -	1:03.463	44.811	1:48.274 (3)	72.48	1.127	15:15:17.973
5 -	1:03.817	46.073	1:49.890	71.41	2.743	15:17:07.863
6 -	1:03.798	45.039	1:48.837	72.10	1.690	15:18:56.700
7 -	1:03.393	45.115	1:48.508	72.32	1.361	15:20:45.208
8 -	1:02.429	44.718	1:47.147 (1)	73.24		15:22:32.355

P9 4		Denis HALIL		Yamaha TZR250 - D & A AUTOS		
IDEAL LAP TIME : 1:47.462		BEST LAP TIME : 1:47.462		DIFFERENCE : 0.000		
LAP	SECTOR 1	SECTOR 2	LAP TIME	MPH	DIFF	TIME OF DAY
1 -		45.402	1:54.505	68.53	7.043	15:09:51.095
2 -	1:03.080	45.261	1:48.341 (2)	72.43	0.879	15:11:39.436
3 -	1:02.994	45.650	1:48.644	72.23	1.182	15:13:28.080
4 -	1:03.606	45.705	1:49.311	71.79	1.849	15:15:17.391
5 -	1:03.979	45.754	1:49.733	71.51	2.271	15:17:07.124
6 -	1:03.278	45.285	1:48.563 (3)	72.29	1.101	15:18:55.687
7 -	1:04.022	45.362	1:49.384	71.74	1.922	15:20:45.071
8 -	1:02.918	44.544	1:47.462 (1)	73.03		15:22:33.533

P10 7		Pete FISHWICK		Yamaha TZR250 - 2T Engineering		
IDEAL LAP TIME : 1:47.498		BEST LAP TIME : 1:47.498		DIFFERENCE : 0.000		
LAP	SECTOR 1	SECTOR 2	LAP TIME	MPH	DIFF	TIME OF DAY
1 -		46.293	1:57.033	67.05	9.535	15:09:53.623
2 -	1:02.802	45.343	1:48.145 (2)	72.56	0.647	15:11:41.768
3 -	1:03.133	45.796	1:48.929	72.04	1.431	15:13:30.697
4 -	1:02.860	45.427	1:48.287 (3)	72.47	0.789	15:15:18.984
5 -	1:02.832	46.274	1:49.106	71.93	1.608	15:17:08.090
6 -	1:02.601	46.561	1:49.162	71.89	1.664	15:18:57.252
7 -	1:03.540	45.481	1:49.021	71.98	1.523	15:20:46.273
8 -	1:02.289	45.209	1:47.498 (1)	73.00		15:22:33.771

International Sidecar Revival Meeting @ Cadwell Park

DFDS Yamaha Past Masters

RACE 9 - SECTOR ANALYSIS



SECTOR 1 = FL to I1, SECTOR 2 = I1 to FL, DIFF = Difference To Personal Best Lap, P = Crossed Finish Line in Pit Lane, D = Time Disallowed

P11		6 C		Alan BUSHELL		Yamaha RD250LC - Moonraker motorcycles	
IDEAL LAP TIME : 1:49.024		BEST LAP TIME : 1:49.024		DIFFERENCE : 0.000			
LAP	SECTOR 1	SECTOR 2	LAP TIME	MPH	DIFF	TIME OF DAY	
1 -		46.242	1:57.529	66.77	8.505	15:09:54.119	
2 -	1:04.597	46.371	1:50.968	70.72	1.944	15:11:45.087	
3 -	1:05.036	46.515	1:51.551	70.35	2.527	15:13:36.638	
4 -	1:04.474	46.169	1:50.643	70.93	1.619	15:15:27.281	
5 -	1:04.319	46.050	1:50.369 (3)	71.10	1.345	15:17:17.650	
6 -	1:04.475	46.014	1:50.489	71.03	1.465	15:19:08.139	
7 -	1:04.042	46.012	1:50.054 (2)	71.31	1.030	15:20:58.193	
8 -	1:03.775	45.249	1:49.024 (1)	71.98		15:22:47.217	

P12		52 C		Andy FLUX		Yamaha TZR 250 - Mach 1 Automotive LTD	
IDEAL LAP TIME : 1:49.953		BEST LAP TIME : 1:49.953		DIFFERENCE : 0.000			
LAP	SECTOR 1	SECTOR 2	LAP TIME	MPH	DIFF	TIME OF DAY	
1 -		45.884	1:57.898	66.56	7.945	15:09:54.488	
2 -	1:04.626	46.655	1:51.281	70.52	1.328	15:11:45.769	
3 -	1:04.758	46.438	1:51.196	70.57	1.243	15:13:36.965	
4 -	1:04.549	46.375	1:50.924 (3)	70.75	0.971	15:15:27.889	
5 -	1:04.945	46.097	1:51.042	70.67	1.089	15:17:18.931	
6 -	1:04.552	46.154	1:50.706 (2)	70.89	0.753	15:19:09.637	
7 -	1:04.828	47.239	1:52.067	70.03	2.114	15:21:01.704	
8 -	1:04.332	45.621	1:49.953 (1)	71.37		15:22:51.657	

P13		72 C		John HAMILTON		Yamaha TRZ250 - LW Racing	
IDEAL LAP TIME : 1:48.714		BEST LAP TIME : 1:49.308		DIFFERENCE : 0.594			
LAP	SECTOR 1	SECTOR 2	LAP TIME	MPH	DIFF	TIME OF DAY	
1 -		48.011	2:01.230	64.73	11.922	15:09:57.820	
2 -	1:04.154	47.817	1:51.971	70.09	2.663	15:11:49.791	
3 -	1:04.406	47.475	1:51.881	70.14	2.573	15:13:41.672	
4 -	1:06.062	46.620	1:52.682	69.64	3.374	15:15:34.354	
5 -	1:04.515	45.609	1:50.124	71.26	0.816	15:17:24.478	
6 -	1:03.490	46.127	1:49.617 (3)	71.59	0.309	15:19:14.095	
7 -	1:03.105	46.203	1:49.308 (1)	71.79		15:21:03.403	
8 -	1:03.314	46.062	1:49.376 (2)	71.75	0.068	15:22:52.779	

P14		60 C		Danny GOUGH		Yamaha TZR 250 - G Force Motorcycles	
IDEAL LAP TIME : 1:49.615		BEST LAP TIME : 1:49.779		DIFFERENCE : 0.164			
LAP	SECTOR 1	SECTOR 2	LAP TIME	MPH	DIFF	TIME OF DAY	
1 -		47.817	2:00.596	65.07	10.817	15:09:57.186	
2 -	1:04.482	47.305	1:51.787	70.20	2.008	15:11:48.973	
3 -	1:04.986	47.166	1:52.152	69.97	2.373	15:13:41.125	
4 -	1:06.063	46.360	1:52.423	69.80	2.644	15:15:33.548	
5 -	1:05.639	46.890	1:52.529	69.74	2.750	15:17:26.077	
6 -	1:04.189	45.796	1:49.985 (2)	71.35	0.206	15:19:16.062	
7 -	1:03.819	45.960	1:49.779 (1)	71.48		15:21:05.841	
8 -	1:04.367	46.109	1:50.476 (3)	71.03	0.697	15:22:56.317	

P15		100 R		Thomas RIDLEY		Yamaha TZR 250 - www.ypmrc.co.uk	
IDEAL LAP TIME : 1:50.241		BEST LAP TIME : 1:50.312		DIFFERENCE : 0.071			
LAP	SECTOR 1	SECTOR 2	LAP TIME	MPH	DIFF	TIME OF DAY	
1 -		47.641	2:01.739	64.46	11.427	15:09:58.329	
2 -	1:05.929	46.467	1:52.396	69.82	2.084	15:11:50.725	
3 -	1:05.984	46.102	1:52.086	70.01	1.774	15:13:42.811	
4 -	1:05.258	46.422	1:51.680	70.27	1.368	15:15:34.491	
5 -	1:04.753	45.789	1:50.542 (2)	70.99	0.230	15:17:25.033	
6 -	1:04.667	45.645	1:50.312 (1)	71.14		15:19:15.345	
7 -	1:05.147	46.116	1:51.263	70.53	0.951	15:21:06.608	
8 -	1:05.085	45.574	1:50.659 (3)	70.92	0.347	15:22:57.267	

International Sidecar Revival Meeting @ Cadwell Park

DFDS Yamaha Past Masters

RACE 9 - SECTOR ANALYSIS



SECTOR 1 = FL to I1, SECTOR 2 = I1 to FL, DIFF = Difference To Personal Best Lap, P = Crossed Finish Line in Pit Lane, D = Time Disallowed

P16 64 R		Iain DAVIS		Yamaha TZR 2MA -		
IDEAL LAP TIME : 1:53.309		BEST LAP TIME : 1:53.719		DIFFERENCE : 0.410		
LAP	SECTOR 1	SECTOR 2	LAP TIME	MPH	DIFF	TIME OF DAY
1 -		47.949	2:04.997	62.78	11.278	15:10:01.587
2 -	1:06.671	48.240	1:54.911	68.29	1.192	15:11:56.498
3 -	1:07.460	49.150	1:56.610	67.30	2.891	15:13:53.108
4 -	1:07.455	47.840	1:55.295	68.06	1.576	15:15:48.403
5 -	1:06.789	47.576	1:54.365 (3)	68.62	0.646	15:17:42.768
6 -	1:06.902	46.817	1:53.719 (1)	69.01		15:19:36.487
7 -	1:06.492	47.600	1:54.092 (2)	68.78	0.373	15:21:30.579

P17 333 C		Mark STUBBERFIELD		Yamaha TZR250 - Polished concrete London		
IDEAL LAP TIME : 1:53.105		BEST LAP TIME : 1:53.739		DIFFERENCE : 0.634		
LAP	SECTOR 1	SECTOR 2	LAP TIME	MPH	DIFF	TIME OF DAY
1 -		47.499	2:01.867	64.39	8.128	15:09:58.457
2 -	1:06.322	47.417	1:53.739 (1)	69.00		15:11:52.196
3 -	1:08.456	48.362	1:56.818	67.18	3.079	15:13:49.014
4 -	1:08.622	49.115	1:57.737	66.65	3.998	15:15:46.751
5 -	1:07.446	47.648	1:55.094 (2)	68.18	1.355	15:17:41.845
6 -	1:08.355	47.441	1:55.796	67.77	2.057	15:19:37.641
7 -	1:08.914	46.783	1:55.697 (3)	67.83	1.958	15:21:33.338

P18 84 R		Bert ELLISON		Yamaha TZR250 - Ma n Pa Prentice		
IDEAL LAP TIME : 1:54.349		BEST LAP TIME : 1:54.400		DIFFERENCE : 0.051		
LAP	SECTOR 1	SECTOR 2	LAP TIME	MPH	DIFF	TIME OF DAY
1 -		48.659	2:04.611	62.98	10.211	15:10:01.201
2 -	1:08.796	48.326	1:57.122	67.00	2.722	15:11:58.323
3 -	1:08.145	48.199	1:56.344	67.45	1.944	15:13:54.667
4 -	1:07.896	47.679	1:55.575 (3)	67.90	1.175	15:15:50.242
5 -	1:07.684	47.868	1:55.552 (2)	67.91	1.152	15:17:45.794
6 -	1:06.670	47.730	1:54.400 (1)	68.60		15:19:40.194
7 -	1:07.369	48.340	1:55.709	67.82	1.309	15:21:35.903

P19 46 C		Kevin MARSHALL		Yamaha TZR250 - Stacey Processing		
IDEAL LAP TIME : 1:55.739		BEST LAP TIME : 1:55.867		DIFFERENCE : 0.128		
LAP	SECTOR 1	SECTOR 2	LAP TIME	MPH	DIFF	TIME OF DAY
1 -		49.705	2:08.344	61.14	12.477	15:10:04.934
2 -	1:07.978	48.562	1:56.540	67.34	0.673	15:12:01.474
3 -	1:09.489	49.991	1:59.480	65.68	3.613	15:14:00.954
4 -	1:08.386	49.554	1:57.940	66.54	2.073	15:15:58.894
5 -	1:07.657	48.260	1:55.917 (2)	67.70	0.050	15:17:54.811
6 -	1:07.479	48.388	1:55.867 (1)	67.73		15:19:50.678
7 -	1:07.947	48.271	1:56.218 (3)	67.52	0.351	15:21:46.896

P20 67		Mark BAILEY		Yamaha TZR - Elite Air conditioning Ltd. Hydroflow plumbing ltd		
IDEAL LAP TIME : 1:55.970		BEST LAP TIME : 1:56.109		DIFFERENCE : 0.139		
LAP	SECTOR 1	SECTOR 2	LAP TIME	MPH	DIFF	TIME OF DAY
1 -		49.508	2:07.852	61.38	11.743	15:10:04.442
2 -	1:08.351	49.462	1:57.813	66.61	1.704	15:12:02.255
3 -	1:08.431	49.667	1:58.098	66.45	1.989	15:14:00.353
4 -	1:08.702	49.248	1:57.950	66.53	1.841	15:15:58.303
5 -	1:08.364	48.515	1:56.879 (3)	67.14	0.770	15:17:55.182
6 -	1:08.163	48.305	1:56.468 (2)	67.38	0.359	15:19:51.650
7 -	1:07.665	48.444	1:56.109 (1)	67.59		15:21:47.759

International Sidecar Revival Meeting @ Cadwell Park

DFDS Yamaha Past Masters

RACE 9 - SECTOR ANALYSIS



SECTOR 1 = FL to I1, SECTOR 2 = I1 to FL, DIFF = Difference To Personal Best Lap, P = Crossed Finish Line in Pit Lane, D = Time Disallowed

P21 54 C		John HOLD		Yamaha RD350 YPVS -		
IDEAL LAP TIME : 1:55.633		BEST LAP TIME : 1:55.831		DIFFERENCE : 0.198		
LAP	SECTOR 1	SECTOR 2	LAP TIME	MPH	DIFF	TIME OF DAY
1 -		49.909	2:08.868	60.89	13.037	15:10:05.458
2 -	1:07.772	49.547	1:57.319	66.89	1.488	15:12:02.777
3 -	1:08.560	50.224	1:58.784	66.07	2.953	15:14:01.561
4 -	1:08.545	49.740	1:58.285	66.34	2.454	15:15:59.846
5 -	1:07.323	48.508	1:55.831 (1)	67.75		15:17:55.677
6 -	1:08.018	48.709	1:56.727 (3)	67.23	0.896	15:19:52.404
7 -	1:07.125	48.771	1:55.896 (2)	67.71	0.065	15:21:48.300

P22 73 C		Colvin TURNER		Yamaha TZR250 -		
IDEAL LAP TIME : 1:55.617		BEST LAP TIME : 1:56.664		DIFFERENCE : 1.047		
LAP	SECTOR 1	SECTOR 2	LAP TIME	MPH	DIFF	TIME OF DAY
1 -		50.058	2:09.735	60.49	13.071	15:10:06.325
2 -	1:08.047	50.147	1:58.194	66.39	1.530	15:12:04.519
3 -	1:07.719	49.519	1:57.238 (3)	66.94	0.574	15:14:01.757
4 -	1:07.964	49.660	1:57.624	66.72	0.960	15:15:59.381
5 -	1:07.570	49.502	1:57.072 (2)	67.03	0.408	15:17:56.453
6 -	1:07.682	48.982	1:56.664 (1)	67.27		15:19:53.117
7 -	1:06.635	52.852	1:59.487	65.68	2.823	15:21:52.604

P23 77		Adam COLLINS		Yamaha TZR250 - 2 Cows Racing		
IDEAL LAP TIME : 2:01.367		BEST LAP TIME : 2:01.385		DIFFERENCE : 0.018		
LAP	SECTOR 1	SECTOR 2	LAP TIME	MPH	DIFF	TIME OF DAY
1 -		52.381	2:15.120	58.08	13.735	15:10:11.710
2 -	1:11.719	51.096	2:02.815	63.90	1.430	15:12:14.525
3 -	1:12.373	50.570	2:02.943	63.83	1.558	15:14:17.468
4 -	1:11.420	50.463	2:01.883 (3)	64.39	0.498	15:16:19.351
5 -	1:11.252	50.608	2:01.860 (2)	64.40	0.475	15:18:21.211
6 -	1:11.478	51.195	2:02.673	63.97	1.288	15:20:23.884
7 -	1:11.270	50.115	2:01.385 (1)	64.65		15:22:25.269

P24 65 C		Nigel TERRY		Yamaha TZR250 - NTrap Garage Doors		
IDEAL LAP TIME : 2:00.749		BEST LAP TIME : 2:02.195		DIFFERENCE : 1.446		
LAP	SECTOR 1	SECTOR 2	LAP TIME	MPH	DIFF	TIME OF DAY
1 -		50.405	2:10.835	59.98	8.640	15:10:07.425
2 -	1:11.001	51.194	2:02.195 (1)	64.22		15:12:09.620
3 -	1:13.170	50.816	2:03.986 (3)	63.29	1.791	15:14:13.606
4 -	1:10.344	52.268	2:02.612 (2)	64.00	0.417	15:16:16.218
5 -	1:14.063	51.610	2:05.673	62.44	3.478	15:18:21.891
6 -	1:11.716	52.838	2:04.554	63.00	2.359	15:20:26.445
7 -	1:12.293	52.398	2:04.691	62.94	2.496	15:22:31.136

P25 20 R		Sara Sophie OSTERHOLZER		Yamaha TZR 250 -		
IDEAL LAP TIME : 2:09.175		BEST LAP TIME : 2:09.653		DIFFERENCE : 0.478		
LAP	SECTOR 1	SECTOR 2	LAP TIME	MPH	DIFF	TIME OF DAY
1 -		54.529	2:17.045	57.26	7.392	15:10:13.635
2 -	1:14.646	55.007	2:09.653 (1)	60.53		15:12:23.288
3 -	1:15.588	54.706	2:10.294	60.23	0.641	15:14:33.582
4 -	1:15.132	54.907	2:10.039 (3)	60.35	0.386	15:16:43.621
5 -	1:14.984	55.007	2:09.991 (2)	60.37	0.338	15:18:53.612
6 -	1:15.938	55.225	2:11.163	59.83	1.510	15:21:04.775
7 -	1:15.863	54.646	2:10.509	60.13	0.856	15:23:15.284

International Sidecar Revival Meeting @ Cadwell Park

DFDS Yamaha Past Masters

RACE 9 - SECTOR ANALYSIS



SECTOR 1 = FL to I1, SECTOR 2 = I1 to FL, DIFF = Difference To Personal Best Lap, P = Crossed Finish Line in Pit Lane, D = Time Disallowed

LAP	SECTOR 1	SECTOR 2	LAP TIME	MPH	DIFF	TIME OF DAY
P26 85 Andrew WALES Yamaha TZR 250 - Show Control International						
IDEAL LAP TIME : 1:49.751		BEST LAP TIME : 1:50.115		DIFFERENCE : 0.364		
1 -		45.741	1:57.981	66.51	7.866	15:09:54.571
2 -	1:04.248	46.359	1:50.607 (2)	70.95	0.492	15:11:45.178
3 -	1:04.010	46.105	1:50.115 (1)	71.27		15:13:35.293
4 -	1:04.424	46.332	1:50.756 (3)	70.85	0.641	15:15:26.049
5 -	1:04.501	46.279	1:50.780	70.84	0.665	15:17:16.829
P27 86 Richie WELSH Yamaha TZR 250 - EDEN'S BABY EXPERIENCES/ PETER FLE						
IDEAL LAP TIME : 1:43.930		BEST LAP TIME : 1:43.973		DIFFERENCE : 0.043		
1 -		44.618	1:54.022	68.82	10.049	15:09:50.612
2 -	1:02.254	42.924	1:45.178 (2)	74.61	1.205	15:11:35.790
3 -	1:01.006	42.967	1:43.973 (1)	75.48		15:13:19.763
P28 162 Darren COOPER Yamaha TZR250 - Twistgrip Motorcycles						
IDEAL LAP TIME : 1:51.641		BEST LAP TIME : 1:51.641		DIFFERENCE : 0.000		
1 -		47.179	2:00.258	65.25	8.617	15:09:56.848
2 -	1:04.623	47.018	1:51.641 (1)	70.29		15:11:48.489
3 -	1:05.163	47.344	1:52.507 (2)	69.75	0.866	15:13:40.996
P29 42 C Martin PEARSON Yamaha TZR250 -						
IDEAL LAP TIME : 2:01.000		BEST LAP TIME : 2:01.000		DIFFERENCE : 0.000		
1 -		50.912	2:12.354	59.29	11.354	15:10:08.944
2 -	1:11.272	50.824	2:02.096 (2)	64.27	1.096	15:12:11.040
3 -	1:10.861	50.139	2:01.000 (1)	64.86		15:14:12.040

International Sidecar Revival Meeting @ Cadwell Park

DFDS Yamaha Past Masters

RACE 9 - BEST SECTORS

SECTOR 1			SECTOR 2			IDEAL / BEST COMPARISON						
POS	NO	NAME	TIME	NO	NAME	TIME	POS	NO	NAME	IDEAL	BEST	DIFF
									PERFECT LAP	1:39.631		
1	75	JOHNSON	58.229	75	JOHNSON	41.402	1	75	JOHNSON	1:39.631	1:39.631	0.000
2	51	WHOLEY	59.478	51	WHOLEY	41.996	2	51	WHOLEY	1:41.474	1:41.474	0.000
3	8	BALL	1:00.685	86	WELSH	42.924	3	8	BALL	1:43.746	1:43.746	0.000
4	27	HAYWARD	1:00.797	8	BALL	43.061	4	86	WELSH	1:43.930	1:43.973	0.043
5	57	MOOK	1:00.949	27	HAYWARD	43.588	5	27	HAYWARD	1:44.385	1:44.787	0.402
6	86	WELSH	1:01.006	57	MOOK	43.702	6	57	MOOK	1:44.651	1:44.823	0.172
7	26	LEE	1:01.718	26	LEE	44.081	7	26	LEE	1:45.799	1:45.975	0.176
8	74	WHITBY	1:01.751	4	HALIL	44.544	8	74	WHITBY	1:47.131	1:47.496	0.365
9	7	FISHWICK	1:02.289	55	TOLAND	44.718	9	55	TOLAND	1:47.147	1:47.147	0.000
10	55	TOLAND	1:02.429	7	FISHWICK	45.209	10	4	HALIL	1:47.462	1:47.462	0.000
11	4	HALIL	1:02.918	6	BUSHELL	45.249	11	7	FISHWICK	1:47.498	1:47.498	0.000
12	72	HAMILTON	1:03.105	74	WHITBY	45.380	12	72	HAMILTON	1:48.714	1:49.308	0.594
13	6	BUSHELL	1:03.775	100	RIDLEY	45.574	13	6	BUSHELL	1:49.024	1:49.024	0.000
14	60	GOUGH	1:03.819	72	HAMILTON	45.609	14	60	GOUGH	1:49.615	1:49.779	0.164
15	85	WALES	1:04.010	52	FLUX	45.621	15	85	WALES	1:49.751	1:50.115	0.364
16	52	FLUX	1:04.332	85	WALES	45.741	16	52	FLUX	1:49.953	1:49.953	0.000
17	162	COOPER	1:04.623	60	GOUGH	45.796	17	100	RIDLEY	1:50.241	1:50.312	0.071
18	100	RIDLEY	1:04.667	333	STUBBERFIELD	46.783	18	162	COOPER	1:51.641	1:51.641	0.000
19	333	STUBBERFIELD	1:06.322	64	DAVIS	46.817	19	333	STUBBERFIELD	1:53.105	1:53.739	0.634
20	64	DAVIS	1:06.492	162	COOPER	47.018	20	64	DAVIS	1:53.309	1:53.719	0.410
21	73	TURNER	1:06.635	84	ELLISON	47.679	21	84	ELLISON	1:54.349	1:54.400	0.051
22	84	ELLISON	1:06.670	46	MARSHALL	48.260	22	73	TURNER	1:55.617	1:56.664	1.047
23	54	HOLD	1:07.125	67	BAILEY	48.305	23	54	HOLD	1:55.633	1:55.831	0.198
24	46	MARSHALL	1:07.479	54	HOLD	48.508	24	46	MARSHALL	1:55.739	1:55.867	0.128
25	67	BAILEY	1:07.665	73	TURNER	48.982	25	67	BAILEY	1:55.970	1:56.109	0.139
26	65	TERRY	1:10.344	77	COLLINS	50.115	26	65	TERRY	2:00.749	2:02.195	1.446
27	42	PEARSON	1:10.861	42	PEARSON	50.139	27	42	PEARSON	2:01.000	2:01.000	0.000
28	77	COLLINS	1:11.252	65	TERRY	50.405	28	77	COLLINS	2:01.367	2:01.385	0.018
29	20	OSTERHOLZER	1:14.646	20	OSTERHOLZER	54.529	29	20	OSTERHOLZER	2:09.175	2:09.653	0.478

International Sidecar Revival Meeting @ Cadwell Park

DFDS Yamaha Past Masters

RACE 9 - STATISTICS

Competitors Started 29
Planned Start 2024-08-04 @ 14:15:00.000
Actual Start 2024-08-04 @ 15:07:56.589
Finish Time 2024-08-04 @ 15:21:26.251
Track Length 2.1800mi.
Total Laps 204
Total Distance Covered 444.7238mi.

Session Fastest Lap History

NO	CL	NAME	LAP TIME	TIME OF DAY	LAP	VEHICLE
75		Anthony JOHNSON	1:40.782	15:11:23.287	2	Yamaha TZR 250
75		Anthony JOHNSON	1:40.127	15:13:03.415	3	Yamaha TZR 250
75		Anthony JOHNSON	1:39.631	15:14:43.046	4	Yamaha TZR 250

Session Leader History

NO	CL	NAME	FROM LAP	LAPS LED	DISTANCE	VEHICLE
75		Anthony JOHNSON	1	8	17.44 miles	Yamaha TZR 250

Flag History

TYPE	TIME OF DAY
GREEN	15:07:56.589
FINISH	15:21:26.251

Flag Statistics

TYPE	COUNT	TOTAL LAPS	TOTAL TIME
Green	1	8	15:39.798
Red	0	0	0.000
Safety Car	0	0	0.000
FCY	0	0	0.000

International Sidecar Revival Meeting @ Cadwell Park

DFDS Yamaha Past Masters

RACE 9 - STATISTICS

CLASS :

15 Starters

Fastest Lap History

NO	NAME	LAP TIME	TIME OF DAY	LAP	VEHICLE
75	Anthony JOHNSON	1:40.782	15:11:23.287	2	Yamaha TZR 250
75	Anthony JOHNSON	1:40.127	15:13:03.415	3	Yamaha TZR 250
75	Anthony JOHNSON	1:39.631	15:14:43.046	4	Yamaha TZR 250

Leader History

NO	NAME	FROM LAP	LAPS LED	DISTANCE	VEHICLE
75	Anthony JOHNSON	1	8	17.44 miles	Yamaha TZR 250

International Sidecar Revival Meeting @ Cadwell Park

DFDS Yamaha Past Masters

RACE 9 - STATISTICS

CLASS : C

10 Starters

Fastest Lap History

NO	NAME	LAP TIME	TIME OF DAY	LAP	VEHICLE
6	Alan BUSHELL	1:50.968	15:11:45.125	2	Yamaha RD250LC
6	Alan BUSHELL	1:50.643	15:15:27.318	4	Yamaha RD250LC
6	Alan BUSHELL	1:50.369	15:17:17.687	5	Yamaha RD250LC
72	John HAMILTON	1:50.124	15:17:24.512	5	Yamaha TRZ250
72	John HAMILTON	1:49.617	15:19:14.131	6	Yamaha TRZ250
72	John HAMILTON	1:49.308	15:21:03.437	7	Yamaha TRZ250
6	Alan BUSHELL	1:49.024	15:22:47.254	8	Yamaha RD250LC

Leader History

NO	NAME	FROM LAP	LAPS LED	DISTANCE	VEHICLE
6	Alan BUSHELL	1	8	17.44 miles	Yamaha RD250LC

International Sidecar Revival Meeting @ Cadwell Park

DFDS Yamaha Past Masters

RACE 9 - STATISTICS

CLASS : R

4 Starters

Fastest Lap History

NO	NAME	LAP TIME	TIME OF DAY	LAP	VEHICLE
100	Thomas RIDLEY	1:52.396	15:11:50.765	2	Yamaha TZR 250
100	Thomas RIDLEY	1:52.086	15:13:42.850	3	Yamaha TZR 250
100	Thomas RIDLEY	1:51.680	15:15:34.530	4	Yamaha TZR 250
100	Thomas RIDLEY	1:50.542	15:17:25.072	5	Yamaha TZR 250
100	Thomas RIDLEY	1:50.312	15:19:15.385	6	Yamaha TZR 250

Leader History

NO	NAME	FROM LAP	LAPS LED	DISTANCE	VEHICLE
100	Thomas RIDLEY	1	8	17.44 miles	Yamaha TZR 250



GP ORIGINALS



BMCRC International Sidecar Revival
Cadwell Park
3rd / 4th August 2024

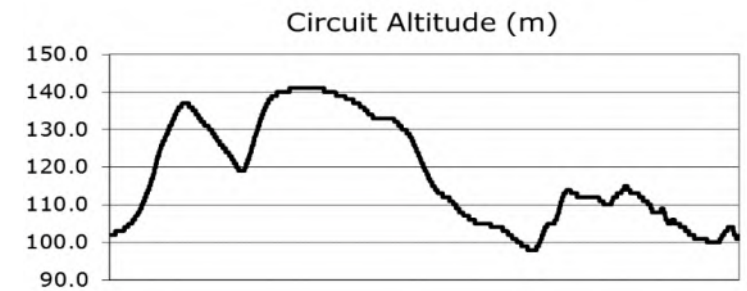
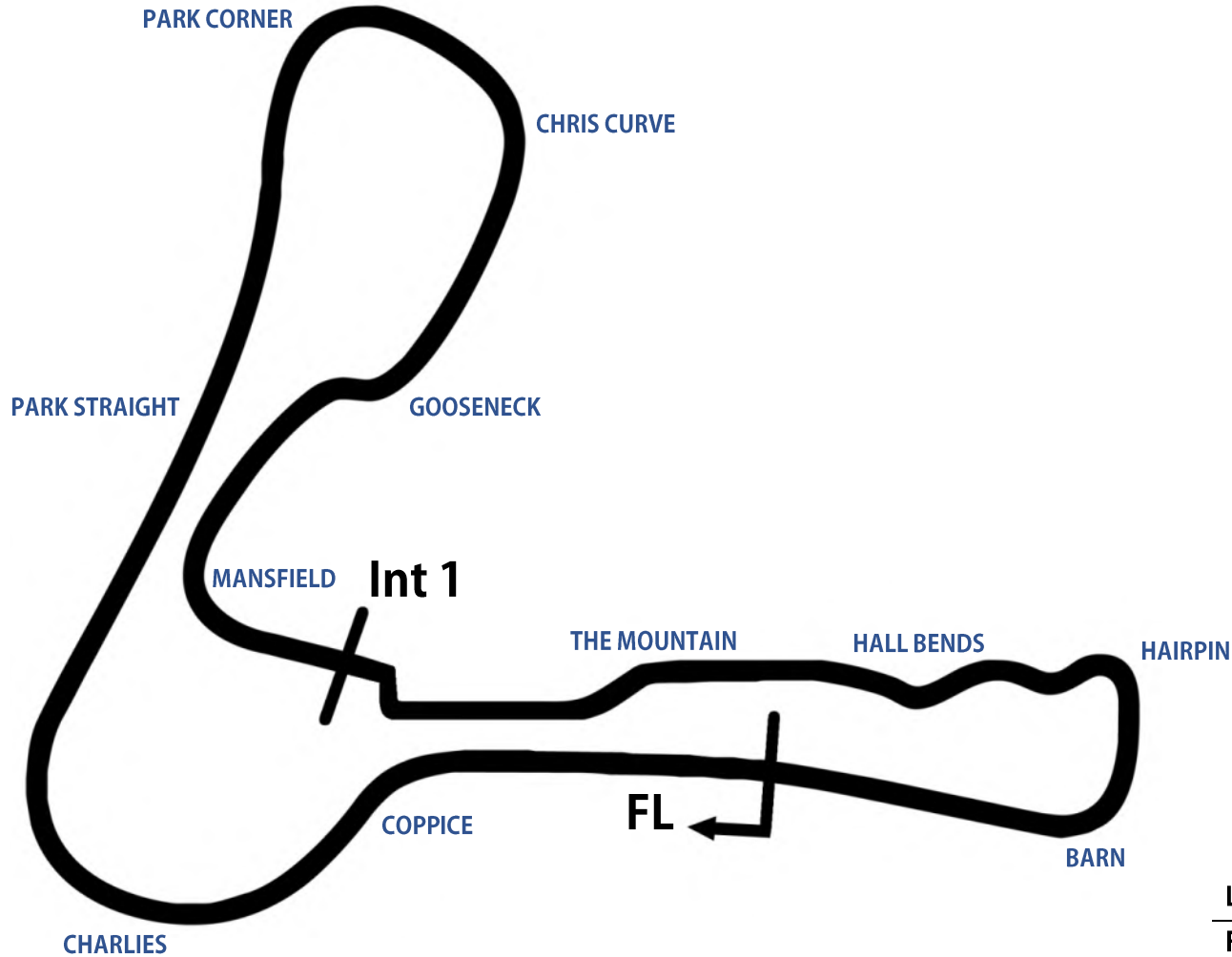


Timing & Results Provided by Timing Solutions Ltd

www.tsl-timing.com

Cadwell Park Circuit

Louth, Lincolnshire, UK



Length	2.1800 miles 3.508 km 3508.4m		
FL		53.31024 N	0.05940 W
Int 1	2330m	53.30708 N	0.06270 W
Pit Entry	3427m	53.31103 N	0.05889 W
Pit Exit	0m after FL	53.31030 N	0.05940 W
Pit Entry - Pit Exit	92m, 6.6s @ 50kph, 5.5s @ 60kph		

International Sidecar Revival Meeting @ Cadwell Park

GP Originals

QUALIFYING - CLASSIFICATION



POS	NO	CL	PIC	NAME	ENTRY	TIME	ON	LAPS	GAP	DIFF	MPH
1	1	350cc	1	Phil ATKINSON	Yamaha TZ350 - ROSE MOT/Q Oil Treatments	1:39.642	3	9			78.76
2	62	350cc	2	Josh WAINWRIGHT	Yamaha TZ350 - JW MOT Centre	1:40.865	4	5	1.223	1.223	77.80
3	97	350cc	3	Andrew TAYLOR (M)	Yamaha TZ350 - J B Taylor construction	1:43.194	3	3	3.552	2.329	76.05
4	55	350cc	4	Roy CHAPMAN (M)	Yamaha TZ350 - Self	1:44.245	8	9	4.603	1.051	75.28
5	8	350cc	5	Nick WILLIAMSON (M)	Yamaha TZ350G - RBM	1:44.672	7	9	5.030	0.427	74.97
6	33	350cc	6	Chris MOORE	Yamaha TZ350 - Outhwaite Plant/Silverstar Services/JL	1:44.987	8	8	5.345	0.315	74.75
7	50	250cc	1	George THOMAS	Yamaha TZ 350 G - Tony Dunnell	1:46.317	8	8	6.675	1.330	73.81
8	49	250cc	2	Nigel PALMER (M)	Yamaha TZ250L - QRG	1:47.638	4	7	7.996	1.321	72.91
9	27	250cc	3	Mark LINTON (M)	Yamaha TZ250 - Wapping Organ Company	1:47.674	4	8	8.032	0.036	72.88
10	88	350cc	7	Mark EDGE	Gourlay Yamaha TZ350 - Gourlay Yamaha	1:47.993	7	8	8.351	0.319	72.67
11	20	250cc	4	Michael GRIGSON	Yamaha TZ250L - Precision Automation	1:48.754	7	8	9.112	0.761	72.16
12	42	250cc	5	Sian BROOKS	Yamaha TZ250 - Spyre Ltd	1:49.117	7	8	9.475	0.363	71.92
13	74	250cc	6	Nick TURNER	Yamaha TZ250 - QRG	1:49.823	7	7	10.181	0.706	71.46
14	127	350cc	8	Jordan GIDDINGS	Gourlay Yamaha TZ350 - Dannisport leathers racing Te	1:50.569	4	5	10.927	0.746	70.97
15	38	350cc	9	Darrell HIGGINS (M)	Yamaha TZ350 - Dennis trollope racing	1:51.728	2	4	12.086	1.159	70.24
16	98	250cc	7	Nick MASSEY (M)	Yamaha TZ250L - Massey Racing	1:52.417	5	6	12.775	0.689	69.81
17	91	250cc	8	John HOGG (M)	Yamaha TZ250L -	1:58.216	4	8	18.574	5.799	66.38
18	6	350cc	10	Derek SKINNER (M)	Yamaha TZ350 - D A S Racing	1:58.674	7	7	19.032	0.458	66.13
19	37*	350cc	11	Simon VANDERPLANK (M)	Yamaha TZ350G -	2:00.475	3	4	20.833	1.801	65.14

Comments:

#37 - No working transponder, please fix for racing.

Weather / Track : Cloudy / Dry

Date: 03/08/2024 Start: 08:59 Finish: 09:14

These results are provisional until the conclusion of any judicial and technical matters.

Cadwell Park: 2.1800 miles

Clerk Of Course:

Tony MacBride

Stewards:

Timekeeper:

Richard Evans



Results can be found at www.tsl-timing.com

Printed - 09:18 Saturday, 03 August 2024



International Sidecar Revival Meeting @ Cadwell Park

GP Originals

QUALIFYING - SECTOR ANALYSIS



SECTOR 1 = FL to I1, SECTOR 2 = I1 to FL, DIFF = Difference To Personal Best Lap, P = Crossed Finish Line in Pit Lane, D = Time Disallowed

P1		1 350cc Phil ATKINSON		Yamaha TZ350 - ROSE MOT/Q Oil Treatments			
IDEAL LAP TIME : 1:39.597		BEST LAP TIME : 1:39.642		DIFFERENCE : 0.045			
LAP	SECTOR 1	SECTOR 2	LAP TIME	MPH	DIFF	TIME OF DAY	
1 -	1:06.013	45.938	1:51.951	70.10	12.309	09:02:08.606	
2 -	59.928	42.352	1:42.280	76.73	2.638	09:03:50.886	
3 -	57.965	41.677	1:39.642 (1)	78.76		09:05:30.528	
4 -	57.920	41.822	1:39.742 (2)	78.68	0.100	09:07:10.270	
5 -	1:00.286	IN PIT	2:10.534 P	60.12	30.892	09:09:20.804	
6 -	OUTLAP	43.942	1:55.525	67.93	15.883	09:11:16.329	
7 -	58.034	43.321	1:41.355 (3)	77.43	1.713	09:12:57.684	
8 -	58.927	42.788	1:41.715	77.15	2.073	09:14:39.399	
9 -	58.520	46.212	1:44.732	74.93	5.090	09:16:24.131	

P2		62 350cc Josh WAINWRIGHT		Yamaha TZ350 - JW MOT Centre			
IDEAL LAP TIME : 1:40.864		BEST LAP TIME : 1:40.865		DIFFERENCE : 0.001			
LAP	SECTOR 1	SECTOR 2	LAP TIME	MPH	DIFF	TIME OF DAY	
1 -	1:03.292	45.136	1:48.428	72.38	7.563	09:02:10.389	
2 -	1:00.043	42.337	1:42.380 (3)	76.65	1.515	09:03:52.769	
3 -	1:00.460	44.306	1:44.766	74.91	3.901	09:05:37.535	
4 -	58.952	41.913	1:40.865 (1)	77.80		09:07:18.400	
5 -	59.043	41.912	1:40.955 (2)	77.73	0.090	09:08:59.355	

P3		97 350cc Andrew TAYLOR (M)		Yamaha TZ350 - J B Taylor construction			
IDEAL LAP TIME : 1:43.194		BEST LAP TIME : 1:43.194		DIFFERENCE : 0.000			
LAP	SECTOR 1	SECTOR 2	LAP TIME	MPH	DIFF	TIME OF DAY	
1 -	1:05.826	45.833	1:51.659 (3)	70.28	8.465	09:02:08.884	
2 -	1:00.348	43.496	1:43.844 (2)	75.57	0.650	09:03:52.728	
3 -	1:00.232	42.962	1:43.194 (1)	76.05		09:05:35.922	

P4		55 350cc Roy CHAPMAN (M)		Yamaha TZ350 - Self			
IDEAL LAP TIME : 1:44.245		BEST LAP TIME : 1:44.245		DIFFERENCE : 0.000			
LAP	SECTOR 1	SECTOR 2	LAP TIME	MPH	DIFF	TIME OF DAY	
1 -	1:11.992	48.651	2:00.643	65.05	16.398	09:02:25.692	
2 -	1:01.355	45.310	1:46.665	73.57	2.420	09:04:12.357	
3 -	1:00.701	44.252	1:44.953	74.77	0.708	09:05:57.310	
4 -	1:00.535	43.995	1:44.530 (2)	75.07	0.285	09:07:41.840	
5 -	1:00.454	44.284	1:44.738 (3)	74.93	0.493	09:09:26.578	
6 -	1:00.922	45.279	1:46.201	73.89	1.956	09:11:12.779	
7 -	1:00.739	44.116	1:44.855	74.84	0.610	09:12:57.634	
8 -	1:00.367	43.878	1:44.245 (1)	75.28		09:14:41.879	
9 -	1:01.317	44.703	1:46.020	74.02	1.775	09:16:27.899	

P5		8 350cc Nick WILLIAMSON (M)		Yamaha TZ350G - RBM			
IDEAL LAP TIME : 1:44.672		BEST LAP TIME : 1:44.672		DIFFERENCE : 0.000			
LAP	SECTOR 1	SECTOR 2	LAP TIME	MPH	DIFF	TIME OF DAY	
1 -	1:06.644	47.419	1:54.063	68.80	9.391	09:02:12.663	
2 -	1:02.592	45.022	1:47.614	72.92	2.942	09:04:00.277	
3 -	1:01.301	44.443	1:45.744	74.21	1.072	09:05:46.021	
4 -	1:01.225	44.218	1:45.443 (3)	74.42	0.771	09:07:31.464	
5 -	1:01.185	44.445	1:45.630	74.29	0.958	09:09:17.094	
6 -	1:01.240	44.162	1:45.402 (2)	74.45	0.730	09:11:02.496	
7 -	1:00.903	43.769	1:44.672 (1)	74.97		09:12:47.168	
8 -	1:01.868	46.222	1:48.090	72.60	3.418	09:14:35.258	
9 -	1:00.982	46.053	1:47.035	73.32	2.363	09:16:22.293	

International Sidecar Revival Meeting @ Cadwell Park

GP Originals

QUALIFYING - SECTOR ANALYSIS



SECTOR 1 = FL to I1, SECTOR 2 = I1 to FL, DIFF = Difference To Personal Best Lap, P = Crossed Finish Line in Pit Lane, D = Time Disallowed

P6 33 350cc Chris MOORE		Yamaha TZ350 - Outhwaite Plant/Silverstar Services/JL Exhaust				
IDEAL LAP TIME : 1:44.970		BEST LAP TIME : 1:44.987		DIFFERENCE : 0.017		
LAP	SECTOR 1	SECTOR 2	LAP TIME	MPH	DIFF	TIME OF DAY
1 -	1:12.241	48.999	2:01.240	64.73	16.253	09:02:25.922
2 -	1:04.487	46.054	1:50.541	70.99	5.554	09:04:16.463
3 -	1:02.099	44.753	1:46.852	73.44	1.865	09:06:03.315
4 -	1:01.704	44.184	1:45.888	74.11	0.901	09:07:49.203
5 -	1:01.499	45.988	1:47.487	73.01	2.500	09:09:36.690
6 -	1:01.638	44.038	1:45.676 (3)	74.26	0.689	09:11:22.366
7 -	1:01.243	43.848	1:45.091 (2)	74.67	0.104	09:13:07.457
8 -	1:01.122	43.865	1:44.987 (1)	74.75		09:14:52.444

P7 50 250cc George THOMAS		Yamaha TZ 350 G - Tony Dunnell				
IDEAL LAP TIME : 1:46.129		BEST LAP TIME : 1:46.317		DIFFERENCE : 0.188		
LAP	SECTOR 1	SECTOR 2	LAP TIME	MPH	DIFF	TIME OF DAY
1 -	1:08.987	47.777	1:56.764	67.21	10.447	09:02:47.390
2 -	1:04.699	47.406	1:52.105	70.00	5.788	09:04:39.495
3 -	1:02.664	45.089	1:47.753	72.83	1.436	09:06:27.248
4 -	1:02.898	45.133	1:48.031	72.64	1.714	09:08:15.279
5 -	1:07.288	1:45.655	2:52.943	45.37	1:06.626	09:11:08.222
6 -	1:02.800	44.142	1:46.942 (2)	73.38	0.625	09:12:55.164
7 -	1:03.357	44.226	1:47.583 (3)	72.94	1.266	09:14:42.747
8 -	1:01.987	44.330	1:46.317 (1)	73.81		09:16:29.064

P8 49 250cc Nigel PALMER (M)		Yamaha TZ250L - QRG				
IDEAL LAP TIME : 1:47.425		BEST LAP TIME : 1:47.638		DIFFERENCE : 0.213		
LAP	SECTOR 1	SECTOR 2	LAP TIME	MPH	DIFF	TIME OF DAY
1 -	1:14.739	50.638	2:05.377	62.59	17.739	09:02:37.653
2 -	1:07.648	47.729	1:55.377	68.02	7.739	09:04:33.030
3 -	1:04.971	45.946	1:50.917	70.75	3.279	09:06:23.947
4 -	1:02.491	45.147	1:47.638 (1)	72.91		09:08:11.585
5 -	1:03.584	45.860	1:49.444	71.70	1.806	09:10:01.029
6 -	1:02.818	45.400	1:48.218 (3)	72.52	0.580	09:11:49.247
7 -	1:02.278	45.913	1:48.191 (2)	72.53	0.553	09:13:37.438

P9 27 250cc Mark LINTON (M)		Yamaha TZ250 - Wapping Organ Company				
IDEAL LAP TIME : 1:47.674		BEST LAP TIME : 1:47.674		DIFFERENCE : 0.000		
LAP	SECTOR 1	SECTOR 2	LAP TIME	MPH	DIFF	TIME OF DAY
1 -	1:11.684	48.476	2:00.160	65.31	12.486	09:02:26.082
2 -	1:04.923	45.850	1:50.773	70.84	3.099	09:04:16.855
3 -	1:02.881	45.105	1:47.986 (2)	72.67	0.312	09:06:04.841
4 -	1:02.675	44.999	1:47.674 (1)	72.88		09:07:52.515
5 -	1:03.467	45.532	1:48.999	72.00	1.325	09:09:41.514
6 -	1:02.892	45.270	1:48.162 (3)	72.55	0.488	09:11:29.676
7 -	1:03.701	45.161	1:48.862	72.09	1.188	09:13:18.538
8 -	1:03.230	45.229	1:48.459	72.35	0.785	09:15:06.997

P10 88 350cc Mark EDGE		Gourlay Yamaha TZ350 - Gourlay Yamaha				
IDEAL LAP TIME : 1:47.946		BEST LAP TIME : 1:47.993		DIFFERENCE : 0.047		
LAP	SECTOR 1	SECTOR 2	LAP TIME	MPH	DIFF	TIME OF DAY
1 -	1:12.222	50.664	2:02.886	63.86	14.893	09:02:40.887
2 -	1:05.650	46.667	1:52.317	69.87	4.324	09:04:33.204
3 -	1:03.666	45.878	1:49.544	71.64	1.551	09:06:22.748
4 -	1:02.601	45.624	1:48.225 (3)	72.51	0.232	09:08:10.973
5 -	1:03.722	45.808	1:49.530	71.65	1.537	09:10:00.503
6 -	1:02.486	45.649	1:48.135 (2)	72.57	0.142	09:11:48.638
7 -	1:02.533	45.460	1:47.993 (1)	72.67		09:13:36.631
8 -	1:03.821	45.891	1:49.712	71.53	1.719	09:15:26.343

International Sidecar Revival Meeting @ Cadwell Park

GP Originals

QUALIFYING - SECTOR ANALYSIS



SECTOR 1 = FL to I1, SECTOR 2 = I1 to FL, DIFF = Difference To Personal Best Lap, P = Crossed Finish Line in Pit Lane, D = Time Disallowed

P11 20 250cc Michael GRIGSON			Yamaha TZ250L - Precision Automation			
IDEAL LAP TIME : 1:48.754		BEST LAP TIME : 1:48.754		DIFFERENCE : 0.000		
LAP	SECTOR 1	SECTOR 2	LAP TIME	MPH	DIFF	TIME OF DAY
1 -	1:14.930	50.687	2:05.617	62.47	16.863	09:02:45.180
2 -	1:10.352	48.574	1:58.926	65.99	10.172	09:04:44.106
3 -	1:07.107	46.833	1:53.940	68.87	5.186	09:06:38.046
4 -	1:05.272	46.633	1:51.905	70.13	3.151	09:08:29.951
5 -	1:04.787	46.128	1:50.915 (3)	70.75	2.161	09:10:20.866
6 -	1:05.972	45.634	1:51.606	70.31	2.852	09:12:12.472
7 -	1:03.541	45.213	1:48.754 (1)	72.16		09:14:01.226
8 -	1:04.087	45.263	1:49.350 (2)	71.77	0.596	09:15:50.576

P12 42 250cc Sian BROOKS			Yamaha TZ250 - Spyre Ltd			
IDEAL LAP TIME : 1:49.055		BEST LAP TIME : 1:49.117		DIFFERENCE : 0.062		
LAP	SECTOR 1	SECTOR 2	LAP TIME	MPH	DIFF	TIME OF DAY
1 -	1:10.139	50.468	2:00.607	65.07	11.490	09:02:32.136
2 -	1:04.928	47.158	1:52.086	70.01	2.969	09:04:24.222
3 -	1:03.812	46.597	1:50.409	71.08	1.292	09:06:14.631
4 -	1:06.050	46.767	1:52.817	69.56	3.700	09:08:07.448
5 -	1:04.748	45.890	1:50.638	70.93	1.521	09:09:58.086
6 -	1:03.322	45.913	1:49.235 (2)	71.84	0.118	09:11:47.321
7 -	1:03.165	45.952	1:49.117 (1)	71.92		09:13:36.438
8 -	1:03.666	45.952	1:49.618 (3)	71.59	0.501	09:15:26.056

P13 74 250cc Nick TURNER			Yamaha TZ250 - QRG			
IDEAL LAP TIME : 1:49.517		BEST LAP TIME : 1:49.823		DIFFERENCE : 0.306		
LAP	SECTOR 1	SECTOR 2	LAP TIME	MPH	DIFF	TIME OF DAY
1 -	1:11.273	49.348	2:00.621	65.06	10.798	09:03:46.346
2 -	1:07.159	48.642	1:55.801	67.77	5.978	09:05:42.147
3 -	1:06.645	46.268	1:52.913	69.50	3.090	09:07:35.060
4 -	1:05.096	46.041	1:51.137	70.61	1.314	09:09:26.197
5 -	1:04.883	45.710	1:50.593 (2)	70.96	0.770	09:11:16.790
6 -	1:05.485	45.419	1:50.904 (3)	70.76	1.081	09:13:07.694
7 -	1:04.098	45.725	1:49.823 (1)	71.46		09:14:57.517

P14 127 350cc Jordan GIDDINGS			Gourlay Yamaha TZ350 - Dannisport leathers racing Technology			
IDEAL LAP TIME : 1:50.557		BEST LAP TIME : 1:50.569		DIFFERENCE : 0.012		
LAP	SECTOR 1	SECTOR 2	LAP TIME	MPH	DIFF	TIME OF DAY
1 -	1:13.807	50.568	2:04.375	63.10	13.806	09:03:05.226
2 -	1:07.390	47.372	1:54.762 (3)	68.38	4.193	09:04:59.988
3 -	1:05.779	46.449	1:52.228 (2)	69.92	1.659	09:06:52.216
4 -	1:04.108	46.461	1:50.569 (1)	70.97		09:08:42.785
5 -	1:05.258	51.363	1:56.621	67.29	6.052	09:10:39.406

P15 38 350cc Darrell HIGGINS (M)			Yamaha TZ350 - Dennis trollope racing			
IDEAL LAP TIME : 1:50.944		BEST LAP TIME : 1:51.728		DIFFERENCE : 0.784		
LAP	SECTOR 1	SECTOR 2	LAP TIME	MPH	DIFF	TIME OF DAY
1 -	1:07.882	48.415	1:56.297	67.48	4.569	09:02:30.691
2 -	1:04.422	47.306	1:51.728 (1)	70.24		09:04:22.419
3 -	1:05.477	46.522	1:51.999 (2)	70.07	0.271	09:06:14.418
4 -	1:05.704	47.199	1:52.903 (3)	69.51	1.175	09:08:07.321

International Sidecar Revival Meeting @ Cadwell Park

GP Originals

QUALIFYING - SECTOR ANALYSIS



SECTOR 1 = FL to I1, SECTOR 2 = I1 to FL, DIFF = Difference To Personal Best Lap, P = Crossed Finish Line in Pit Lane, D = Time Disallowed

P16 98 250cc Nick MASSEY (M)			Yamaha TZ250L - Massey Racing			
IDEAL LAP TIME : 1:52.224		BEST LAP TIME : 1:52.417		DIFFERENCE : 0.193		
LAP	SECTOR 1	SECTOR 2	LAP TIME	MPH	DIFF	TIME OF DAY
1 -	1:15.102	50.207	2:05.309	62.62	12.892	09:02:45.392
2 -	1:08.154	47.361	1:55.515	67.93	3.098	09:04:40.907
3 -	1:05.701	46.907	1:52.608 (2)	69.69	0.191	09:06:33.515
4 -	1:06.125	46.645	1:52.770 (3)	69.59	0.353	09:08:26.285
5 -	1:05.894	46.523	1:52.417 (1)	69.81		09:10:18.702
6 -	1:08.683	47.181	1:55.864	67.73	3.447	09:12:14.566

P17 91 250cc John HOGG (M)			Yamaha TZ250L -			
IDEAL LAP TIME : 1:57.279		BEST LAP TIME : 1:58.216		DIFFERENCE : 0.937		
LAP	SECTOR 1	SECTOR 2	LAP TIME	MPH	DIFF	TIME OF DAY
1 -	1:16.001	52.058	2:08.059	61.28	9.843	09:02:32.360
2 -	1:10.534	50.075	2:00.609	65.07	2.393	09:04:32.969
3 -	1:09.042	49.382	1:58.424	66.27	0.208	09:06:31.393
4 -	1:07.936	50.280	1:58.216 (1)	66.38		09:08:29.609
5 -	1:09.653	49.719	1:59.372	65.74	1.156	09:10:28.981
6 -	1:09.047	49.343	1:58.390 (3)	66.28	0.174	09:12:27.371
7 -	1:08.851	49.383	1:58.234 (2)	66.37	0.018	09:14:25.605
8 -	1:09.142	49.637	1:58.779	66.07	0.563	09:16:24.384

P18 6 350cc Derek SKINNER (M)			Yamaha TZ350 - D A S Racing			
IDEAL LAP TIME : 1:58.674		BEST LAP TIME : 1:58.674		DIFFERENCE : 0.000		
LAP	SECTOR 1	SECTOR 2	LAP TIME	MPH	DIFF	TIME OF DAY
1 -	1:14.172	52.975	2:07.147	61.72	8.473	09:02:42.891
2 -	1:10.218	50.500	2:00.718	65.01	2.044	09:04:43.609
3 -	1:09.217	50.879	2:00.096	65.34	1.422	09:06:43.705
4 -	1:08.910	50.324	1:59.234 (2)	65.82	0.560	09:08:42.939
5 -	1:09.445	50.307	1:59.752	65.53	1.078	09:10:42.691
6 -	1:09.175	50.076	1:59.251 (3)	65.81	0.577	09:12:41.942
7 -	1:08.711	49.963	1:58.674 (1)	66.13		09:14:40.616

P19 37 350cc Simon VANDERPLANK (M)			Yamaha TZ350G -			
IDEAL LAP TIME :		BEST LAP TIME : 2:00.475		DIFFERENCE :		
LAP	SECTOR 1	SECTOR 2	LAP TIME	MPH	DIFF	TIME OF DAY
1 -			2:12.221	59.35	11.746	09:02:55.757
2 -			2:02.968 (3)	63.82	2.493	09:04:58.725
3 -			2:00.475 (1)	65.14		09:06:59.200
4 -			2:01.015 (2)	64.85	0.540	09:09:00.215

International Sidecar Revival Meeting @ Cadwell Park

GP Originals

QUALIFYING - BEST SECTORS

SECTOR 1			SECTOR 2			IDEAL / BEST COMPARISON						
POS	NO	NAME	TIME	NO	NAME	TIME	POS	NO	NAME	IDEAL	BEST	DIFF
									PERFECT LAP	1:39.597		
1	1	ATKINSON	57.920	1	ATKINSON	41.677	1	1	ATKINSON	1:39.597	1:39.642	0.045
2	62	WAINWRIGHT	58.952	62	WAINWRIGHT	41.912	2	62	WAINWRIGHT	1:40.864	1:40.865	0.001
3	97	TAYLOR (M)	1:00.232	97	TAYLOR (M)	42.962	3	97	TAYLOR (M)	1:43.194	1:43.194	0.000
4	55	CHAPMAN (M)	1:00.367	8	WILLIAMSON (M)	43.769	4	55	CHAPMAN (M)	1:44.245	1:44.245	0.000
5	8	WILLIAMSON (M)	1:00.903	33	MOORE	43.848	5	8	WILLIAMSON (M)	1:44.672	1:44.672	0.000
6	33	MOORE	1:01.122	55	CHAPMAN (M)	43.878	6	33	MOORE	1:44.970	1:44.987	0.017
7	50	THOMAS	1:01.987	50	THOMAS	44.142	7	50	THOMAS	1:46.129	1:46.317	0.188
8	49	PALMER (M)	1:02.278	27	LINTON (M)	44.999	8	49	PALMER (M)	1:47.425	1:47.638	0.213
9	88	EDGE	1:02.486	49	PALMER (M)	45.147	9	27	LINTON (M)	1:47.674	1:47.674	0.000
10	27	LINTON (M)	1:02.675	20	GRIGSON	45.213	10	88	EDGE	1:47.946	1:47.993	0.047
11	42	BROOKS	1:03.165	74	TURNER	45.419	11	20	GRIGSON	1:48.754	1:48.754	0.000
12	20	GRIGSON	1:03.541	88	EDGE	45.460	12	42	BROOKS	1:49.055	1:49.117	0.062
13	74	TURNER	1:04.098	42	BROOKS	45.890	13	74	TURNER	1:49.517	1:49.823	0.306
14	127	GIDDINGS	1:04.108	127	GIDDINGS	46.449	14	127	GIDDINGS	1:50.557	1:50.569	0.012
15	38	HIGGINS (M)	1:04.422	38	HIGGINS (M)	46.522	15	38	HIGGINS (M)	1:50.944	1:51.728	0.784
16	98	MASSEY (M)	1:05.701	98	MASSEY (M)	46.523	16	98	MASSEY (M)	1:52.224	1:52.417	0.193
17	91	HOGG (M)	1:07.936	91	HOGG (M)	49.343	17	91	HOGG (M)	1:57.279	1:58.216	0.937
18	6	SKINNER (M)	1:08.711	6	SKINNER (M)	49.963	18	6	SKINNER (M)	1:58.674	1:58.674	0.000
19							19	37	VANDERPLANK (M)		2:00.475	

International Sidecar Revival Meeting @ Cadwell Park

GP Originals

QUALIFYING - STATISTICS

Competitors Started 19
Planned Start 2024-08-03 @ 09:00:00.000
Actual Start 2024-08-03 @ 08:59:45.753
Finish Time 2024-08-03 @ 09:14:47.803
Track Length 2.1800mi.
Total Laps 131
Total Distance Covered 285.5824mi.

Session Fastest Lap History

NO	CL	NAME	LAP TIME	TIME OF DAY	LAP	VEHICLE
1	350cc	Phil ATKINSON	1:51.951	09:02:08.618	1	Yamaha TZ350
97	350cc	Andrew TAYLOR (M)	1:51.659	09:02:08.906	1	Yamaha TZ350
62	350cc	Josh WAINWRIGHT	1:48.428	09:02:10.400	1	Yamaha TZ350
1	350cc	Phil ATKINSON	1:42.280	09:03:50.897	2	Yamaha TZ350
1	350cc	Phil ATKINSON	1:39.642	09:05:30.539	3	Yamaha TZ350

Flag History

TYPE	TIME OF DAY
GREEN	08:59:45.753
FINISH	09:14:47.803

Flag Statistics

TYPE	COUNT	TOTAL LAPS	TOTAL TIME
Green	1	9	18:15.536
Red	0	0	0.000
Safety Car	0	0	0.000
FCY	0	0	0.000

International Sidecar Revival Meeting @ Cadwell Park

GP Originals

QUALIFYING - STATISTICS

CLASS : 250cc

8 Starters

Fastest Lap History

NO	NAME	LAP TIME	TIME OF DAY	LAP	VEHICLE
27	Mark LINTON (M)	2:00.160	09:02:26.054	1	Yamaha TZ250
50	George THOMAS	1:56.764	09:02:47.422	1	Yamaha TZ 350 G
27	Mark LINTON (M)	1:50.773	09:04:16.869	2	Yamaha TZ250
27	Mark LINTON (M)	1:47.986	09:06:04.855	3	Yamaha TZ250
50	George THOMAS	1:47.753	09:06:27.279	3	Yamaha TZ 350 G
27	Mark LINTON (M)	1:47.674	09:07:52.531	4	Yamaha TZ250
49	Nigel PALMER (M)	1:47.638	09:08:11.598	4	Yamaha TZ250L
50	George THOMAS	1:46.942	09:12:55.196	6	Yamaha TZ 350 G
50	George THOMAS	1:46.317	09:16:29.095	8	Yamaha TZ 350 G

International Sidecar Revival Meeting @ Cadwell Park

GP Originals

QUALIFYING - STATISTICS

CLASS : 350cc

11 Starters

Fastest Lap History

NO	NAME	LAP TIME	TIME OF DAY	LAP	VEHICLE
1	Phil ATKINSON	1:51.951	09:02:08.618	1	Yamaha TZ350
97	Andrew TAYLOR (M)	1:51.659	09:02:08.906	1	Yamaha TZ350
62	Josh WAINWRIGHT	1:48.428	09:02:10.400	1	Yamaha TZ350
1	Phil ATKINSON	1:42.280	09:03:50.897	2	Yamaha TZ350
1	Phil ATKINSON	1:39.642	09:05:30.539	3	Yamaha TZ350

International Sidecar Revival Meeting @ Cadwell Park

GP Originals

GRID



ROW 7	19	2:00.475	37 Simon VANDERPLANK (M)	20	46 Grant GOODINGS (M)		
ROW 6	16	1:52.417	98 Nick MASSEY (M)	17	1:58.216 91 John HOGG (M)	18	1:58.674 6 Derek SKINNER (M)
ROW 5	13	1:49.823	74 Nick TURNER	14	1:50.569 127 Jordan GIDDINGS	15	1:51.728 38 Darrell HIGGINS (M)
ROW 4	10	1:47.993	88 Mark EDGE	11	1:48.754 20 Michael GRIGSON	12	1:49.117 42 Sian BROOKS
ROW 3	7	1:46.317	50 George THOMAS	8	1:47.638 49 Nigel PALMER (M)	9	1:47.674 27 Mark LINTON (M)
ROW 2	4	1:44.245	55 Roy CHAPMAN (M)	5	1:44.672 8 Nick WILLIAMSON (M)	6	1:44.987 33 Chris MOORE
ROW 1	1	1:39.642	1 Phil ATKINSON	2	1:40.865 62 Josh WAINWRIGHT	3	1:43.194 97 Andrew TAYLOR (M)
Pole							

These results are provisional until the conclusion of any judicial and technical matters.

Cadwell Park: 2.1800 miles

Clerk Of Course:

Tony MacBride

Stewards:

Timekeeper:

Richard Evans



Results can be found at www.tsl-timing.com

Printed - 09:22 Saturday, 03 August 2024



International Sidecar Revival Meeting @ Cadwell Park



GP Originals

RACE 1 - CLASSIFICATION

Race Distance: 6 Laps / 13.08 miles

POS	NO	CL	PIC	NAME	ENTRY	LAPS	TIME	GAP	DIFF	MPH	BEST	ON	GRD	↑↓
1	1	350cc	1	Phil ATKINSON	Yamaha TZ350 - ROSE MOT/Q Oil Treatments	6	10:52.123			72.20	1:44.105	6	1	0
2	62	350cc	2	Josh WAINWRIGHT	Yamaha TZ350 - JW MOT Centre	6	10:52.140	0.017	0.017	72.20	1:43.775	6	2	0
3	33	350cc	3	Chris MOORE	Yamaha TZ350 - Outhwaite Plant/Silverstar Services/JL Exh	6	10:57.053	4.930	4.913	71.66	1:45.239	6	6	3
4	55	350cc	4	Roy CHAPMAN (M)	Yamaha TZ350 - Self	6	11:00.633	8.510	3.580	71.27	1:47.029	6	4	0
5	50	250cc	1	George THOMAS	Yamaha TZ 350 G - Tony Dunnell	6	11:02.165	10.042	1.532	71.11	1:47.134	3	7	2
6	97	350cc	5	Andrew TAYLOR (M)	Yamaha TZ350 - J B Taylor construction	6	11:12.276	20.153	10.111	70.04	1:47.542	6	3	-3
7	127	350cc	6	Jordan GIDDINGS	Gourlay Yamaha TZ350 - Dannisport leathers racing Technol	6	11:23.160	31.037	10.884	68.92	1:51.086	4	14	7
8	38	350cc	7	Darrell HIGGINS (M)	Yamaha TZ350 - Dennis trollope racing	6	11:25.021	32.898	1.861	68.74	1:49.970	6	15	7
9	27	250cc	2	Mark LINTON (M)	Yamaha TZ250 - Wapping Organ Company	6	11:25.523	33.400	0.502	68.68	1:50.234	6	9	0
10	49	250cc	3	Nigel PALMER (M)	Yamaha TZ250L - QRG	6	11:25.542	33.419	0.019	68.68	1:51.188	6	8	-2
11	88	350cc	8	Mark EDGE	Gourlay Yamaha TZ350 - Gourlay Yamaha	6	11:38.890	46.767	13.348	67.37	1:50.235	6	10	-1
12	42	250cc	4	Sian BROOKS	Yamaha TZ250 - Spyre Ltd	6	11:41.503	49.380	2.613	67.12	1:53.196	6	12	0
13	98	250cc	5	Nick MASSEY (M)	Yamaha TZ250L - Massey Racing	6	11:50.515	58.392	9.012	66.27	1:55.215	5	16	3
14	37	350cc	9	Simon VANDERPLANK (M)	Yamaha TZ350G -	6	11:59.207	1:07.084	8.692	65.47	1:55.926	3	19	5
15	20	250cc	6	Michael GRIGSON	Yamaha TZ250L - Precision Automation	6	12:18.968	1:26.845	19.761	63.72	1:59.655	6	11	-4
16	74	250cc	7	Nick TURNER	Yamaha TZ250 - QRG	6	12:19.443	1:27.320	0.475	63.68	1:56.790	4	13	-3
17	91	250cc	8	John HOGG (M)	Yamaha TZ250L -	6	12:37.827	1:45.704	18.384	62.13	2:01.334	5	17	0

NOT CLASSIFIED

DNF	8	350cc		Nick WILLIAMSON (M)	Yamaha TZ350G - RBM	1	2:06.443	5 Laps	5 Laps	62.06			5	
DNF	6	350cc		Derek SKINNER (M)	Yamaha TZ350 - D A S Racing	1	2:19.061	5 Laps	12.618	56.43			18	

FASTEST LAP

62	350cc	Josh WAINWRIGHT	Yamaha TZ350 - JW MOT Centre	6	1:43.775	75.62 mph	121.70 kph
50	250cc	George THOMAS	Yamaha TZ 350 G - Tony Dunnell	3	1:47.134	73.25 mph	117.89 kph

Comments:

Class 350cc - 92.5% of Race Speed = 66.78 mph

Class 250cc - 92.5% of Race Speed = 65.77 mph

Weather / Track : Overcast / Drying

Date: 03/08/2024 Start: 12:31 Finish: 12:42

These results are provisional until the conclusion of any judicial and technical matters.

Cadwell Park: 2.1800 miles

Clerk Of Course:

Tony MacBride

Stewards:

Timekeeper:

Richard Evans



Results can be found at www.tsl-timing.com

Printed - 12:45 Saturday, 03 August 2024



International Sidecar Revival Meeting @ Cadwell Park

GP Originals

RACE 1 - LAP CHART

LAP 1 @ 12:33:42.386			LAP 4 @ 12:39:05.314		
NO	BEHIND	LAP TIME	NO	BEHIND	LAP TIME
62		1:59.923	1		1:44.987
1	0.203	2:00.126	62	0.180	1:46.210
55	0.577	2:00.500	55	3.630	1:47.163
33	1.484	2:01.407	33	3.688	1:47.092
50	1.517	2:01.440	50	4.460	1:47.458
127	2.208	2:02.131	97	12.369	1:49.940
97	2.362	2:02.285	127	13.722	1:51.086
27	4.026	2:03.949	27	19.275	1:51.539
8	6.520	2:06.443	49	19.887	1:51.512
49	6.807	2:06.730	38	20.531	1:50.890
38	7.794	2:07.717	42	32.014	1:53.944
88	8.397	2:08.320	88	32.692	1:55.194
42	9.303	2:09.226	98	36.392	1:55.341
98	10.238	2:10.161	37	41.386	1:58.388
20	10.651	2:10.574	20	54.239	2:02.405
37	10.809	2:10.732	91	58.037	2:03.205
91	12.901	2:12.824	74	58.715	1:56.790
6	19.138	2:19.061			
74	21.978	2:21.901			

LAP 2 @ 12:35:32.658			LAP 5 @ 12:40:50.481		
NO	BEHIND	LAP TIME	NO	BEHIND	LAP TIME
62		1:50.272	1		1:45.167
1	0.273	1:50.342	62	0.347	1:45.334
55	1.418	1:51.113	33	3.796	1:45.275
33	2.038	1:50.826	55	5.586	1:47.123
50	2.524	1:51.279	50	6.885	1:47.592
127	3.621	1:51.685	97	16.716	1:49.514
97	4.061	1:51.971	127	20.340	1:51.785
27	8.415	1:54.661	49	26.336	1:51.616
49	9.815	1:53.280	38	27.033	1:51.669
38	10.980	1:53.458	27	27.271	1:53.163
88	14.992	1:56.867	42	40.289	1:53.442
42	15.441	1:56.410	88	40.637	1:53.112
98	16.883	1:56.917	98	46.440	1:55.215
37	19.728	1:59.191	37	53.179	1:56.960
20	22.293	2:01.914	20	1:11.295	2:02.223
91	25.106	2:02.477	74	1:11.677	1:58.129
74	33.526	2:01.820	91	1:14.204	2:01.334

LAP 3 @ 12:37:19.284			LAP 6 @ 12:42:34.586		
NO	BEHIND	LAP TIME	NO	BEHIND	LAP TIME
62		1:46.626	1		1:44.105
1	1.043	1:47.396	62	0.017	1:43.775
55	2.497	1:47.705	33	4.930	1:45.239
33	2.626	1:47.214	55	8.510	1:47.029
50	3.032	1:47.134	50	10.042	1:47.262
97	8.459	1:51.024	97	20.153	1:47.542
127	8.666	1:51.671	127	31.037	1:54.802
27	13.766	1:51.977	38	32.898	1:49.970
49	14.405	1:51.216	27	33.400	1:50.234
38	15.671	1:51.317	49	33.419	1:51.188
88	23.528	1:55.162	88	46.767	1:50.235
42	24.100	1:55.285	42	49.380	1:53.196
98	27.081	1:56.824	98	58.392	1:56.057
37	29.028	1:55.926	37	1:07.084	1:58.010
20	37.864	2:02.197	20	1:26.845	1:59.655
91	40.862	2:02.382	74	1:27.320	1:59.748
74	47.955	2:01.055	91	1:45.704	2:15.605

International Sidecar Revival Meeting @ Cadwell Park

GP Originals

RACE 1 - POSITION CHART

No	Name	Lap						
		Pos	1	2	3	4	5	6
1	ATKINSON	1	62	62	62	1	1	1
62	WAINWRIGHT	2	1	1	1	62	62	62
97	TAYLOR (M)	3	55	55	55	55	33	33
55	CHAPMAN (M)	4	33	33	33	33	55	55
8	WILLIAMSON (M)	5	50	50	50	50	50	50
33	MOORE	6	127	127	97	97	97	97
50	THOMAS	7	97	97	127	127	127	127
49	PALMER (M)	8	27	27	27	27	49	38
27	LINTON (M)	9	8	49	49	49	38	27
88	EDGE	10	49	38	38	38	27	49
20	GRIGSON	11	38	88	88	42	42	88
42	BROOKS	12	88	42	42	88	88	42
74	TURNER	13	42	98	98	98	98	98
127	GIDDINGS	14	98	37	37	37	37	37
38	HIGGINS (M)	15	20	20	20	20	20	20
98	MASSEY (M)	16	37	91	91	91	74	74
91	HOGG (M)	17	91	74	74	74	91	91
6	SKINNER (M)	18	6					
37	VANDERPLANK (M)	19	74					

International Sidecar Revival Meeting @ Cadwell Park

GP Originals

RACE 1 - SECTOR ANALYSIS



SECTOR 1 = FL to I1, SECTOR 2 = I1 to FL, DIFF = Difference To Personal Best Lap, P = Crossed Finish Line in Pit Lane, D = Time Disallowed

P1		1 350cc Phil ATKINSON		Yamaha TZ350 - ROSE MOT/Q Oil Treatments		
IDEAL LAP TIME : 1:44.105		BEST LAP TIME : 1:44.105		DIFFERENCE : 0.000		
LAP	SECTOR 1	SECTOR 2	LAP TIME	MPH	DIFF	TIME OF DAY
1 -		48.212	2:00.126	65.33	16.021	12:33:42.589
2 -	1:04.852	45.490	1:50.342	71.12	6.237	12:35:32.931
3 -	1:02.831	44.565	1:47.396	73.07	3.291	12:37:20.327
4 -	1:01.372	43.615	1:44.987 (2)	74.75	0.882	12:39:05.314
5 -	1:01.646	43.521	1:45.167 (3)	74.62	1.062	12:40:50.481
6 -	1:00.735	43.370	1:44.105 (1)	75.38		12:42:34.586

P2		62 350cc Josh WAINWRIGHT		Yamaha TZ350 - JW MOT Centre		
IDEAL LAP TIME : 1:43.775		BEST LAP TIME : 1:43.775		DIFFERENCE : 0.000		
LAP	SECTOR 1	SECTOR 2	LAP TIME	MPH	DIFF	TIME OF DAY
1 -		47.839	1:59.923	65.44	16.148	12:33:42.386
2 -	1:04.877	45.395	1:50.272	71.17	6.497	12:35:32.658
3 -	1:03.034	43.592	1:46.626	73.60	2.851	12:37:19.284
4 -	1:02.371	43.839	1:46.210 (3)	73.89	2.435	12:39:05.494
5 -	1:01.688	43.646	1:45.334 (2)	74.50	1.559	12:40:50.828
6 -	1:00.607	43.168	1:43.775 (1)	75.62		12:42:34.603

P3		33 350cc Chris MOORE		Yamaha TZ350 - Outhwaite Plant/Silverstar Services/JL Exhaust		
IDEAL LAP TIME : 1:45.126		BEST LAP TIME : 1:45.239		DIFFERENCE : 0.113		
LAP	SECTOR 1	SECTOR 2	LAP TIME	MPH	DIFF	TIME OF DAY
1 -		48.889	2:01.407	64.64	16.168	12:33:43.870
2 -	1:04.164	46.662	1:50.826	70.81	5.587	12:35:34.696
3 -	1:02.081	45.133	1:47.214	73.20	1.975	12:37:21.910
4 -	1:01.979	45.113	1:47.092 (3)	73.28	1.853	12:39:09.002
5 -	1:01.233	44.042	1:45.275 (2)	74.54	0.036	12:40:54.277
6 -	1:01.346	43.893	1:45.239 (1)	74.57		12:42:39.516

P4		55 350cc Roy CHAPMAN (M)		Yamaha TZ350 - Self		
IDEAL LAP TIME : 1:46.854		BEST LAP TIME : 1:47.029		DIFFERENCE : 0.175		
LAP	SECTOR 1	SECTOR 2	LAP TIME	MPH	DIFF	TIME OF DAY
1 -		48.209	2:00.500	65.12	13.471	12:33:42.963
2 -	1:04.838	46.275	1:51.113	70.63	4.084	12:35:34.076
3 -	1:02.445	45.260	1:47.705	72.86	0.676	12:37:21.781
4 -	1:01.911	45.252	1:47.163 (3)	73.23	0.134	12:39:08.944
5 -	1:02.180	44.943	1:47.123 (2)	73.26	0.094	12:40:56.067
6 -	1:01.960	45.069	1:47.029 (1)	73.32		12:42:43.096

P5		50 250cc George THOMAS		Yamaha TZ 350 G - Tony Dunnell		
IDEAL LAP TIME : 1:46.432		BEST LAP TIME : 1:47.134		DIFFERENCE : 0.702		
LAP	SECTOR 1	SECTOR 2	LAP TIME	MPH	DIFF	TIME OF DAY
1 -		48.430	2:01.440	64.62	14.306	12:33:43.903
2 -	1:04.519	46.760	1:51.279	70.52	4.145	12:35:35.182
3 -	1:02.530	44.604	1:47.134 (1)	73.25		12:37:22.316
4 -	1:01.996	45.462	1:47.458 (3)	73.03	0.324	12:39:09.774
5 -	1:02.600	44.992	1:47.592	72.94	0.458	12:40:57.366
6 -	1:01.828	45.434	1:47.262 (2)	73.16	0.128	12:42:44.628

P6		97 350cc Andrew TAYLOR (M)		Yamaha TZ350 - J B Taylor construction		
IDEAL LAP TIME : 1:47.542		BEST LAP TIME : 1:47.542		DIFFERENCE : 0.000		
LAP	SECTOR 1	SECTOR 2	LAP TIME	MPH	DIFF	TIME OF DAY
1 -		48.443	2:02.285	64.17	14.743	12:33:44.748
2 -	1:04.965	47.006	1:51.971	70.09	4.429	12:35:36.719
3 -	1:04.061	46.963	1:51.024	70.68	3.482	12:37:27.743
4 -	1:03.958	45.982	1:49.940 (3)	71.38	2.398	12:39:17.683
5 -	1:03.919	45.595	1:49.514 (2)	71.66	1.972	12:41:07.197
6 -	1:02.611	44.931	1:47.542 (1)	72.97		12:42:54.739

International Sidecar Revival Meeting @ Cadwell Park

GP Originals

RACE 1 - SECTOR ANALYSIS



SECTOR 1 = FL to I1, SECTOR 2 = I1 to FL, DIFF = Difference To Personal Best Lap, P = Crossed Finish Line in Pit Lane, D = Time Disallowed

P7 127 350cc Jordan GIDDINGS		Gourlay Yamaha TZ350 - Dannisport leathers racing Technology				
IDEAL LAP TIME : 1:50.770		BEST LAP TIME : 1:51.086		DIFFERENCE : 0.316		
LAP	SECTOR 1	SECTOR 2	LAP TIME	MPH	DIFF	TIME OF DAY
1 -		48.177	2:02.131	64.25	11.045	12:33:44.594
2 -	1:04.466	47.219	1:51.685 (3)	70.26	0.599	12:35:36.279
3 -	1:04.298	47.373	1:51.671 (2)	70.27	0.585	12:37:27.950
4 -	1:03.551	47.535	1:51.086 (1)	70.64		12:39:19.036
5 -	1:04.088	47.697	1:51.785	70.20	0.699	12:41:10.821
6 -	1:07.245	47.557	1:54.802	68.36	3.716	12:43:05.623

P8 38 350cc Darrell HIGGINS (M)		Yamaha TZ350 - Dennis trollope racing				
IDEAL LAP TIME : 1:49.320		BEST LAP TIME : 1:49.970		DIFFERENCE : 0.650		
LAP	SECTOR 1	SECTOR 2	LAP TIME	MPH	DIFF	TIME OF DAY
1 -		49.074	2:07.717	61.44	17.747	12:33:50.180
2 -	1:06.417	47.041	1:53.458	69.17	3.488	12:35:43.638
3 -	1:04.220	47.097	1:51.317 (3)	70.50	1.347	12:37:34.955
4 -	1:04.220	46.670	1:50.890 (2)	70.77	0.920	12:39:25.845
5 -	1:04.255	47.414	1:51.669	70.27	1.699	12:41:17.514
6 -	1:02.650	47.320	1:49.970 (1)	71.36		12:43:07.484

P9 27 250cc Mark LINTON (M)		Yamaha TZ250 - Wapping Organ Company				
IDEAL LAP TIME : 1:50.234		BEST LAP TIME : 1:50.234		DIFFERENCE : 0.000		
LAP	SECTOR 1	SECTOR 2	LAP TIME	MPH	DIFF	TIME OF DAY
1 -		48.761	2:03.949	63.31	13.715	12:33:46.412
2 -	1:07.068	47.593	1:54.661	68.44	4.427	12:35:41.073
3 -	1:04.929	47.048	1:51.977 (3)	70.08	1.743	12:37:33.050
4 -	1:04.939	46.600	1:51.539 (2)	70.36	1.305	12:39:24.589
5 -	1:05.771	47.392	1:53.163	69.35	2.929	12:41:17.752
6 -	1:04.051	46.183	1:50.234 (1)	71.19		12:43:07.986

P10 49 250cc Nigel PALMER (M)		Yamaha TZ250L - QRG				
IDEAL LAP TIME : 1:50.490		BEST LAP TIME : 1:51.188		DIFFERENCE : 0.698		
LAP	SECTOR 1	SECTOR 2	LAP TIME	MPH	DIFF	TIME OF DAY
1 -		50.175	2:06.730	61.92	15.542	12:33:49.193
2 -	1:06.263	47.017	1:53.280	69.28	2.092	12:35:42.473
3 -	1:04.828	46.388	1:51.216 (2)	70.56	0.028	12:37:33.689
4 -	1:05.125	46.387	1:51.512 (3)	70.37	0.324	12:39:25.201
5 -	1:04.540	47.076	1:51.616	70.31	0.428	12:41:16.817
6 -	1:04.103	47.085	1:51.188 (1)	70.58		12:43:08.005

P11 88 350cc Mark EDGE		Gourlay Yamaha TZ350 - Gourlay Yamaha				
IDEAL LAP TIME : 1:50.235		BEST LAP TIME : 1:50.235		DIFFERENCE : 0.000		
LAP	SECTOR 1	SECTOR 2	LAP TIME	MPH	DIFF	TIME OF DAY
1 -		50.879	2:08.320	61.15	18.085	12:33:50.783
2 -	1:08.010	48.857	1:56.867	67.15	6.632	12:35:47.650
3 -	1:06.686	48.476	1:55.162 (3)	68.14	4.927	12:37:42.812
4 -	1:06.160	49.034	1:55.194	68.12	4.959	12:39:38.006
5 -	1:05.529	47.583	1:53.112 (2)	69.38	2.877	12:41:31.118
6 -	1:03.828	46.407	1:50.235 (1)	71.19		12:43:21.353

P12 42 250cc Sian BROOKS		Yamaha TZ250 - Spyre Ltd				
IDEAL LAP TIME : 1:53.186		BEST LAP TIME : 1:53.196		DIFFERENCE : 0.010		
LAP	SECTOR 1	SECTOR 2	LAP TIME	MPH	DIFF	TIME OF DAY
1 -		50.262	2:09.226	60.73	16.030	12:33:51.689
2 -	1:07.546	48.864	1:56.410	67.41	3.214	12:35:48.099
3 -	1:07.162	48.123	1:55.285	68.07	2.089	12:37:43.384
4 -	1:05.995	47.949	1:53.944 (3)	68.87	0.748	12:39:37.328
5 -	1:05.885	47.557	1:53.442 (2)	69.18	0.246	12:41:30.770
6 -	1:05.895	47.301	1:53.196 (1)	69.33		12:43:23.966

International Sidecar Revival Meeting @ Cadwell Park

GP Originals

RACE 1 - SECTOR ANALYSIS



SECTOR 1 = FL to I1, SECTOR 2 = I1 to FL, DIFF = Difference To Personal Best Lap, P = Crossed Finish Line in Pit Lane, D = Time Disallowed

P13 98 250cc Nick MASSEY (M)		Yamaha TZ250L - Massey Racing				
IDEAL LAP TIME : 1:55.192		BEST LAP TIME : 1:55.215		DIFFERENCE : 0.023		
LAP	SECTOR 1	SECTOR 2	LAP TIME	MPH	DIFF	TIME OF DAY
1 -		50.539	2:10.161	60.29	14.946	12:33:52.624
2 -	1:08.035	48.882	1:56.917	67.12	1.702	12:35:49.541
3 -	1:08.482	48.342	1:56.824	67.17	1.609	12:37:46.365
4 -	1:07.510	47.831	1:55.341 (2)	68.04	0.126	12:39:41.706
5 -	1:07.361	47.854	1:55.215 (1)	68.11		12:41:36.921
6 -	1:07.387	48.670	1:56.057 (3)	67.62	0.842	12:43:32.978

P14 37 350cc Simon VANDERPLANK (M)		Yamaha TZ350G -				
IDEAL LAP TIME : 1:55.926		BEST LAP TIME : 1:55.926		DIFFERENCE : 0.000		
LAP	SECTOR 1	SECTOR 2	LAP TIME	MPH	DIFF	TIME OF DAY
1 -		51.450	2:10.732	60.03	14.806	12:33:53.195
2 -	1:10.431	48.760	1:59.191	65.84	3.265	12:35:52.386
3 -	1:07.896	48.030	1:55.926 (1)	67.69		12:37:48.312
4 -	1:08.901	49.487	1:58.388	66.29	2.462	12:39:46.700
5 -	1:08.368	48.592	1:56.960 (2)	67.10	1.034	12:41:43.660
6 -	1:08.903	49.107	1:58.010 (3)	66.50	2.084	12:43:41.670

P15 20 250cc Michael GRIGSON		Yamaha TZ250L - Precision Automation				
IDEAL LAP TIME : 1:59.655		BEST LAP TIME : 1:59.655		DIFFERENCE : 0.000		
LAP	SECTOR 1	SECTOR 2	LAP TIME	MPH	DIFF	TIME OF DAY
1 -		52.040	2:10.574	60.10	10.919	12:33:53.037
2 -	1:10.648	51.266	2:01.914 (2)	64.37	2.259	12:35:54.951
3 -	1:11.419	50.778	2:02.197 (3)	64.22	2.542	12:37:57.148
4 -	1:11.530	50.875	2:02.405	64.11	2.750	12:39:59.553
5 -	1:11.450	50.773	2:02.223	64.21	2.568	12:42:01.776
6 -	1:09.483	50.172	1:59.655 (1)	65.58		12:44:01.431

P16 74 250cc Nick TURNER		Yamaha TZ250 - QRG				
IDEAL LAP TIME : 1:55.678		BEST LAP TIME : 1:56.790		DIFFERENCE : 1.112		
LAP	SECTOR 1	SECTOR 2	LAP TIME	MPH	DIFF	TIME OF DAY
1 -		51.105	2:21.901	55.30	25.111	12:34:04.364
2 -	1:11.721	50.099	2:01.820	64.42	5.030	12:36:06.184
3 -	1:10.429	50.626	2:01.055	64.83	4.265	12:38:07.239
4 -	1:08.844	47.946	1:56.790 (1)	67.19		12:40:04.029
5 -	1:07.732	50.397	1:58.129 (2)	66.43	1.339	12:42:02.158
6 -	1:09.531	50.217	1:59.748 (3)	65.53	2.958	12:44:01.906

P17 91 250cc John HOGG (M)		Yamaha TZ250L -				
IDEAL LAP TIME : 2:01.334		BEST LAP TIME : 2:01.334		DIFFERENCE : 0.000		
LAP	SECTOR 1	SECTOR 2	LAP TIME	MPH	DIFF	TIME OF DAY
1 -		51.712	2:12.824	59.08	11.490	12:33:55.287
2 -	1:11.034	51.443	2:02.477 (3)	64.07	1.143	12:35:57.764
3 -	1:10.961	51.421	2:02.382 (2)	64.12	1.048	12:38:00.146
4 -	1:11.166	52.039	2:03.205	63.69	1.871	12:40:03.351
5 -	1:10.267	51.067	2:01.334 (1)	64.68		12:42:04.685
6 -	1:17.067	58.538	2:15.605	57.87	14.271	12:44:20.290

P18 8 350cc Nick WILLIAMSON (M)		Yamaha TZ350G - RBM				
IDEAL LAP TIME : 2:31.460		BEST LAP TIME :		DIFFERENCE :		
LAP	SECTOR 1	SECTOR 2	LAP TIME	MPH	DIFF	TIME OF DAY
1 -		51.109	2:06.443	62.06		12:33:48.906

International Sidecar Revival Meeting @ Cadwell Park

GP Originals

RACE 1 - SECTOR ANALYSIS



SECTOR 1 = FL to I1, SECTOR 2 = I1 to FL, DIFF = Difference To Personal Best Lap, P = Crossed Finish Line in Pit Lane, D = Time Disallowed

P19	6 350cc	Derek SKINNER (M)	Yamaha TZ350 - D A S Racing			
IDEAL LAP TIME : 2:13.835		BEST LAP TIME :		DIFFERENCE :		
LAP	SECTOR 1	SECTOR 2	LAP TIME	MPH	DIFF	TIME OF DAY
1 -		56.451	2:19.061	56.43		12:34:01.524

International Sidecar Revival Meeting @ Cadwell Park

GP Originals

RACE 1 - BEST SECTORS

SECTOR 1			SECTOR 2			IDEAL / BEST COMPARISON						
POS	NO	NAME	TIME	NO	NAME	TIME	POS	NO	NAME	IDEAL	BEST	DIFF
									PERFECT LAP	1:43.775		
1	62	WAINWRIGHT	1:00.607	62	WAINWRIGHT	43.168	1	62	WAINWRIGHT	1:43.775	1:43.775	0.000
2	1	ATKINSON	1:00.735	1	ATKINSON	43.370	2	1	ATKINSON	1:44.105	1:44.105	0.000
3	33	MOORE	1:01.233	33	MOORE	43.893	3	33	MOORE	1:45.126	1:45.239	0.113
4	50	THOMAS	1:01.828	50	THOMAS	44.604	4	50	THOMAS	1:46.432	1:47.134	0.702
5	55	CHAPMAN (M)	1:01.911	97	TAYLOR (M)	44.931	5	55	CHAPMAN (M)	1:46.854	1:47.029	0.175
6	97	TAYLOR (M)	1:02.611	55	CHAPMAN (M)	44.943	6	97	TAYLOR (M)	1:47.542	1:47.542	0.000
7	38	HIGGINS (M)	1:02.650	27	LINTON (M)	46.183	7	38	HIGGINS (M)	1:49.320	1:49.970	0.650
8	127	GIDDINGS	1:03.551	49	PALMER (M)	46.387	8	27	LINTON (M)	1:50.234	1:50.234	0.000
9	88	EDGE	1:03.828	88	EDGE	46.407	9	88	EDGE	1:50.235	1:50.235	0.000
10	27	LINTON (M)	1:04.051	38	HIGGINS (M)	46.670	10	49	PALMER (M)	1:50.490	1:51.188	0.698
11	49	PALMER (M)	1:04.103	127	GIDDINGS	47.219	11	127	GIDDINGS	1:50.770	1:51.086	0.316
12	42	BROOKS	1:05.885	42	BROOKS	47.301	12	42	BROOKS	1:53.186	1:53.196	0.010
13	98	MASSEY (M)	1:07.361	98	MASSEY (M)	47.831	13	98	MASSEY (M)	1:55.192	1:55.215	0.023
14	74	TURNER	1:07.732	74	TURNER	47.946	14	74	TURNER	1:55.678	1:56.790	1.112
15	37	VANDERPLANK (M)	1:07.896	37	VANDERPLANK (M)	48.030	15	37	VANDERPLANK (M)	1:55.926	1:55.926	0.000
16	20	GRIGSON	1:09.483	20	GRIGSON	50.172	16	20	GRIGSON	1:59.655	1:59.655	0.000
17	91	HOGG (M)	1:10.267	91	HOGG (M)	51.067	17	91	HOGG (M)	2:01.334	2:01.334	0.000
18	6	SKINNER (M)	1:17.384	8	WILLIAMSON (M)	51.109	18	6	SKINNER (M)	2:13.835		
19	8	WILLIAMSON (M)	1:40.351	6	SKINNER (M)	56.451	19	8	WILLIAMSON (M)	2:31.460		

International Sidecar Revival Meeting @ Cadwell Park

GP Originals

RACE 1 - STATISTICS

Competitors Started	19
Planned Start	2024-08-03 @ 11:30:00.000
Actual Start	2024-08-03 @ 12:31:42.462
Finish Time	2024-08-03 @ 12:42:34.585
Track Length	2.1800mi.
Total Laps	104
Total Distance Covered	226.7219mi.

Session Fastest Lap History

NO	CL	NAME	LAP TIME	TIME OF DAY	LAP	VEHICLE
62	350cc	Josh WAINWRIGHT	1:50.272	12:35:32.669	2	Yamaha TZ350
62	350cc	Josh WAINWRIGHT	1:46.626	12:37:19.295	3	Yamaha TZ350
1	350cc	Phil ATKINSON	1:44.987	12:39:05.326	4	Yamaha TZ350
1	350cc	Phil ATKINSON	1:44.105	12:42:34.596	6	Yamaha TZ350
62	350cc	Josh WAINWRIGHT	1:43.775	12:42:34.603	6	Yamaha TZ350

Session Leader History

NO	CL	NAME	FROM LAP	LAPS LED	DISTANCE	VEHICLE
62	350cc	Josh WAINWRIGHT	1	3	6.54 miles	Yamaha TZ350
1	350cc	Phil ATKINSON	4	3	6.54 miles	Yamaha TZ350

Flag History

TYPE	TIME OF DAY
GREEN	12:31:42.462
FINISH	12:42:34.585

Flag Statistics

TYPE	COUNT	TOTAL LAPS	TOTAL TIME
Green	1	6	13:29.467
Red	0	0	0.000
Safety Car	0	0	0.000
FCY	0	0	0.000

International Sidecar Revival Meeting @ Cadwell Park

GP Originals

RACE 1 - STATISTICS

CLASS : 250cc

8 Starters

Fastest Lap History

NO	NAME	LAP TIME	TIME OF DAY	LAP	VEHICLE
50	George THOMAS	1:51.279	12:35:35.211	2	Yamaha TZ 350 G
50	George THOMAS	1:47.134	12:37:22.345	3	Yamaha TZ 350 G

Leader History

NO	NAME	FROM LAP	LAPS LED	DISTANCE	VEHICLE
50	George THOMAS	1	6	13.08 miles	Yamaha TZ 350 G

International Sidecar Revival Meeting @ Cadwell Park

GP Originals

RACE 1 - STATISTICS

CLASS : 350cc

11 Starters

Fastest Lap History

NO	NAME	LAP TIME	TIME OF DAY	LAP	VEHICLE
62	Josh WAINWRIGHT	1:50.272	12:35:32.669	2	Yamaha TZ350
62	Josh WAINWRIGHT	1:46.626	12:37:19.295	3	Yamaha TZ350
1	Phil ATKINSON	1:44.987	12:39:05.326	4	Yamaha TZ350
1	Phil ATKINSON	1:44.105	12:42:34.596	6	Yamaha TZ350
62	Josh WAINWRIGHT	1:43.775	12:42:34.603	6	Yamaha TZ350

Leader History

NO	NAME	FROM LAP	LAPS LED	DISTANCE	VEHICLE
62	Josh WAINWRIGHT	1	3	6.54 miles	Yamaha TZ350
1	Phil ATKINSON	4	3	6.54 miles	Yamaha TZ350

International Sidecar Revival Meeting @ Cadwell Park

GP Originals

RACE 5 - CLASSIFICATION

Race Distance: 4 Laps / 8.72 miles



POS	NO	CL	PIC	NAME	ENTRY	LAPS	TIME	GAP	DIFF	MPH	BEST	ON
1	1	350cc	1	Phil ATKINSON	Yamaha TZ350 - ROSE MOT/Q Oil Treatments	4	6:46.394			77.24	1:39.248	2
2	62	350cc	2	Josh WAINWRIGHT	Yamaha TZ350 - JW MOT Centre	4	6:48.761	2.367	2.367	76.79	1:40.700	4
3	55	350cc	3	Roy CHAPMAN (M)	Yamaha TZ350 - Self	4	7:00.373	13.979	11.612	74.67	1:43.034	4
4	8	350cc	4	Nick WILLIAMSON (M)	Yamaha TZ350G - RBM	4	7:05.631	19.237	5.258	73.75	1:44.405	2
5	50	250cc	1	George THOMAS	Yamaha TZ 350 G - Tony Dunnell	4	7:09.726	23.332	4.095	73.05	1:45.660	2
6	27	250cc	2	Mark LINTON (M)	Yamaha TZ250 - Wapping Organ Company	4	7:12.435	26.041	2.709	72.59	1:45.629	2
7	127	350cc	5	Jordan GIDDINGS	Gourlay Yamaha TZ350 - Dannisport leathers racing Technol	4	7:13.777	27.383	1.342	72.36	1:45.590	2
8	38	350cc	6	Darrell HIGGINS (M)	Yamaha TZ350 - Dennis trollope racing	4	7:18.841	32.447	5.064	71.53	1:47.202	2
9	20	250cc	3	Michael GRIGSON	Yamaha TZ250L - Precision Automation	4	7:21.680	35.286	2.839	71.07	1:47.002	4
10	42	250cc	4	Sian BROOKS	Yamaha TZ250 - Spyre Ltd	4	7:25.953	39.559	4.273	70.39	1:48.929	3
11	49	250cc	5	Nigel PALMER (M)	Yamaha TZ250L - QRG	4	7:26.756	40.362	0.803	70.26	1:49.287	2
12	98	250cc	6	Nick MASSEY (M)	Yamaha TZ250L - Massey Racing	4	7:38.393	51.999	11.637	68.48	1:52.340	2
13	74	250cc	7	Nick TURNER	Yamaha TZ250 - QRG	4	7:41.294	54.900	2.901	68.05	1:51.440	4
14	37	350cc	7	Simon VANDERPLANK (M)	Yamaha TZ350G -	4	7:46.252	59.858	4.958	67.32	1:53.139	2
15	6	350cc	8	Derek SKINNER (M)	Yamaha TZ350 - D A S Racing	3	6:16.050	1 Lap	1 Lap	62.60	2:02.811	2

NOT CLASSIFIED

DNF	33	350cc		Chris MOORE	Yamaha TZ350 - Outhwaite Plant/Silverstar Services/JL Exh	4	6:58.697	12.303	0.000	74.97	1:43.113	3
DNF	88	350cc		Mark EDGE	Gourlay Yamaha TZ350 - Gourlay Yamaha	4	7:15.712	29.318	17.015	72.04	1:46.521	3
DNF	97	350cc		Andrew TAYLOR (M)	Yamaha TZ350 - J B Taylor construction	2	3:33.401	2 Laps	2 Laps	73.55	1:44.950	2

FASTEST LAP

	1	350cc		Phil ATKINSON	Yamaha TZ350 - ROSE MOT/Q Oil Treatments	2	1:39.248			79.07 mph	127.25 kph	
	27	250cc		Mark LINTON (M)	Yamaha TZ250 - Wapping Organ Company	2	1:45.629			74.29 mph	119.57 kph	

Comments:

Class 350cc - 92.5% of Race Speed = 71.44 mph

Class 250cc - 92.5% of Race Speed = 67.57 mph

Red Flag (end of session): 16:34

Weather / Track : Bright / Dry

These results are provisional until the conclusion of any judicial and technical matters.

Date: 03/08/2024 Start: 16:26 Finish: 16:33

Cadwell Park: 2.1800 miles

Clerk Of Course:

Tony MacBride

Stewards:

Timekeeper:

Richard Evans



Results can be found at www.tsl-timing.com

Printed - 16:37 Saturday, 03 August 2024



International Sidecar Revival Meeting @ Cadwell Park

GP Originals

RACE 5 - LAP CHART

LAP 1 @ 16:28:43.847			LAP 4 @ 16:33:44.772		
NO	BEHIND	LAP TIME	NO	BEHIND	LAP TIME
1		1:45.469	1		1:41.304
62	0.636	1:46.105	62	2.367	1:40.700
97	2.982	1:48.451	33	12.303	1:43.211
33	3.779	1:49.248	55	13.979	1:43.034
55	4.654	1:50.123	8	19.237	1:44.981
8	5.721	1:51.190	50	23.332	1:45.735
50	6.446	1:51.915	27	26.041	1:47.379
27	6.970	1:52.439	127	27.383	1:46.163
88	8.784	1:54.253	88	29.318	1:46.717
127	9.650	1:55.119	38	32.447	1:47.470
49	10.504	1:55.973	20	35.286	1:47.002
38	10.856	1:56.325	42	39.559	1:49.282
42	12.377	1:57.846	49	40.362	1:51.122
20	13.062	1:58.531	98	51.999	1:53.607
98	14.395	1:59.864	74	54.900	1:51.440
37	15.849	2:01.318	37	59.858	1:57.426
74	16.577	2:02.046			
6	24.929	2:10.398			

LAP 2 @ 16:30:23.095		
NO	BEHIND	LAP TIME
1		1:39.248
62	2.323	1:40.935
33	7.656	1:43.125
55	8.463	1:43.057
97	8.684	1:44.950
8	10.878	1:44.405
50	12.858	1:45.660
27	13.351	1:45.629
127	15.992	1:45.590
88	17.757	1:48.221
38	18.810	1:47.202
49	20.543	1:49.287
20	22.724	1:48.910
42	23.025	1:49.896
98	27.487	1:52.340
37	29.740	1:53.139
74	31.454	1:54.125
6	48.492	2:02.811

LAP 3 @ 16:32:03.468		
NO	BEHIND	LAP TIME
1		1:40.373
62	2.971	1:41.021
33	10.396	1:43.113
55	12.249	1:44.159
8	15.560	1:45.055
50	18.901	1:46.416
27	19.966	1:46.988
127	22.524	1:46.905
88	23.905	1:46.521
38	26.281	1:47.844
20	29.588	1:47.237
49	30.544	1:50.374
42	31.581	1:48.929
98	39.696	1:52.582
37	43.736	1:54.369
74	44.764	1:53.683
6	1:10.960	2:02.841

Weather / Track : Bright / Dry

Results can be found at www.tsl-timing.com

Cadwell Park: 2.1800 miles
Date: 03/08/2024 Start: 16:26 Finish: 16:33

Printed - 16:38 Saturday, 03 August 2024

International Sidecar Revival Meeting @ Cadwell Park

GP Originals

RACE 5 - POSITION CHART

No	Name	Lap				
		Pos	1	2	3	4
1	ATKINSON	1	1	1	1	1
6	SKINNER (M)	2	62	62	62	62
8	WILLIAMSON (M)	3	97	33	33	33
20	GRIGSON	4	33	55	55	55
27	LINTON (M)	5	55	97	8	8
33	MOORE	6	8	8	50	50
37	VANDERPLANK (M)	7	50	50	27	27
38	HIGGINS (M)	8	27	27	127	127
42	BROOKS	9	88	127	88	88
49	PALMER (M)	10	127	88	38	38
50	THOMAS	11	49	38	20	20
55	CHAPMAN (M)	12	38	49	49	42
62	WAINWRIGHT	13	42	20	42	49
74	TURNER	14	20	42	98	98
88	EDGE	15	98	98	37	74
97	TAYLOR (M)	16	37	37	74	37
98	MASSEY (M)	17	74	74	6	
127	GIDDINGS	18	6	6		

International Sidecar Revival Meeting @ Cadwell Park

GP Originals

RACE 5 - SECTOR ANALYSIS



SECTOR 1 = FL to I1, SECTOR 2 = I1 to FL, DIFF = Difference To Personal Best Lap, P = Crossed Finish Line in Pit Lane, D = Time Disallowed

P1		1 350cc Phil ATKINSON		Yamaha TZ350 - ROSE MOT/Q Oil Treatments		
IDEAL LAP TIME : 1:39.248		BEST LAP TIME : 1:39.248		DIFFERENCE : 0.000		
LAP	SECTOR 1	SECTOR 2	LAP TIME	MPH	DIFF	TIME OF DAY
1 -		41.664	1:45.469	74.41	6.221	16:28:43.847
2 -	57.736	41.512	1:39.248 (1)	79.07		16:30:23.095
3 -	58.483	41.890	1:40.373 (2)	78.18	1.125	16:32:03.468
4 -	58.886	42.418	1:41.304 (3)	77.47	2.056	16:33:44.772

P2		62 350cc Josh WAINWRIGHT		Yamaha TZ350 - JW MOT Centre		
IDEAL LAP TIME : 1:40.501		BEST LAP TIME : 1:40.700		DIFFERENCE : 0.199		
LAP	SECTOR 1	SECTOR 2	LAP TIME	MPH	DIFF	TIME OF DAY
1 -		41.646	1:46.105	73.96	5.405	16:28:44.483
2 -	58.906	42.029	1:40.935 (2)	77.75	0.235	16:30:25.418
3 -	59.369	41.652	1:41.021 (3)	77.68	0.321	16:32:06.439
4 -	59.105	41.595	1:40.700 (1)	77.93		16:33:47.139

P3		55 350cc Roy CHAPMAN (M)		Yamaha TZ350 - Self		
IDEAL LAP TIME : 1:42.774		BEST LAP TIME : 1:43.034		DIFFERENCE : 0.260		
LAP	SECTOR 1	SECTOR 2	LAP TIME	MPH	DIFF	TIME OF DAY
1 -		43.742	1:50.123	71.26	7.089	16:28:48.501
2 -	59.468	43.589	1:43.057 (2)	76.15	0.023	16:30:31.558
3 -	1:00.302	43.857	1:44.159 (3)	75.34	1.125	16:32:15.717
4 -	59.728	43.306	1:43.034 (1)	76.16		16:33:58.751

P4		8 350cc Nick WILLIAMSON (M)		Yamaha TZ350G - RBM		
IDEAL LAP TIME : 1:44.405		BEST LAP TIME : 1:44.405		DIFFERENCE : 0.000		
LAP	SECTOR 1	SECTOR 2	LAP TIME	MPH	DIFF	TIME OF DAY
1 -		44.058	1:51.190	70.58	6.785	16:28:49.568
2 -	1:00.578	43.827	1:44.405 (1)	75.16		16:30:33.973
3 -	1:01.080	43.975	1:45.055 (3)	74.70	0.650	16:32:19.028
4 -	1:00.841	44.140	1:44.981 (2)	74.75	0.576	16:34:04.009

P5		50 250cc George THOMAS		Yamaha TZ 350 G - Tony Dunnell		
IDEAL LAP TIME : 1:45.434		BEST LAP TIME : 1:45.660		DIFFERENCE : 0.226		
LAP	SECTOR 1	SECTOR 2	LAP TIME	MPH	DIFF	TIME OF DAY
1 -		44.411	1:51.915	70.12	6.255	16:28:50.293
2 -	1:01.524	44.136	1:45.660 (1)	74.27		16:30:35.953
3 -	1:02.043	44.373	1:46.416 (3)	73.74	0.756	16:32:22.369
4 -	1:01.298	44.437	1:45.735 (2)	74.22	0.075	16:34:08.104

P6		27 250cc Mark LINTON (M)		Yamaha TZ250 - Wapping Organ Company		
IDEAL LAP TIME : 1:45.629		BEST LAP TIME : 1:45.629		DIFFERENCE : 0.000		
LAP	SECTOR 1	SECTOR 2	LAP TIME	MPH	DIFF	TIME OF DAY
1 -		44.412	1:52.439	69.79	6.810	16:28:50.817
2 -	1:01.429	44.200	1:45.629 (1)	74.29		16:30:36.446
3 -	1:02.589	44.399	1:46.988 (2)	73.35	1.359	16:32:23.434
4 -	1:02.453	44.926	1:47.379 (3)	73.08	1.750	16:34:10.813

P7		127 350cc Jordan GIDDINGS		Gourlay Yamaha TZ350 - Dannisport leathers racing Technology		
IDEAL LAP TIME : 1:45.548		BEST LAP TIME : 1:45.590		DIFFERENCE : 0.042		
LAP	SECTOR 1	SECTOR 2	LAP TIME	MPH	DIFF	TIME OF DAY
1 -		44.861	1:55.119	68.17	9.529	16:28:53.497
2 -	1:01.194	44.396	1:45.590 (1)	74.32		16:30:39.087
3 -	1:02.490	44.415	1:46.905 (3)	73.41	1.315	16:32:25.992
4 -	1:01.809	44.354	1:46.163 (2)	73.92	0.573	16:34:12.155

International Sidecar Revival Meeting @ Cadwell Park

GP Originals

RACE 5 - SECTOR ANALYSIS



SECTOR 1 = FL to I1, SECTOR 2 = I1 to FL, DIFF = Difference To Personal Best Lap, P = Crossed Finish Line in Pit Lane, D = Time Disallowed

P8 38 350cc Darrell HIGGINS (M)		Yamaha TZ350 - Dennis trollope racing				
IDEAL LAP TIME : 1:47.202		BEST LAP TIME : 1:47.202		DIFFERENCE : 0.000		
LAP	SECTOR 1	SECTOR 2	LAP TIME	MPH	DIFF	TIME OF DAY
1 -		45.749	1:56.325	67.46	9.123	16:28:54.703
2 -	1:01.878	45.324	1:47.202 (1)	73.20		16:30:41.905
3 -	1:01.966	45.878	1:47.844 (3)	72.77	0.642	16:32:29.749
4 -	1:02.049	45.421	1:47.470 (2)	73.02	0.268	16:34:17.219

P9 20 250cc Michael GRIGSON		Yamaha TZ250L - Precision Automation				
IDEAL LAP TIME : 1:46.953		BEST LAP TIME : 1:47.002		DIFFERENCE : 0.049		
LAP	SECTOR 1	SECTOR 2	LAP TIME	MPH	DIFF	TIME OF DAY
1 -		46.696	1:58.531	66.21	11.529	16:28:56.909
2 -	1:03.133	45.777	1:48.910 (3)	72.06	1.908	16:30:45.819
3 -	1:02.334	44.903	1:47.237 (2)	73.18	0.235	16:32:33.056
4 -	1:02.383	44.619	1:47.002 (1)	73.34		16:34:20.058

P10 42 250cc Sian BROOKS		Yamaha TZ250 - Spyre Ltd				
IDEAL LAP TIME : 1:48.745		BEST LAP TIME : 1:48.929		DIFFERENCE : 0.184		
LAP	SECTOR 1	SECTOR 2	LAP TIME	MPH	DIFF	TIME OF DAY
1 -		46.465	1:57.846	66.59	8.917	16:28:56.224
2 -	1:03.318	46.578	1:49.896 (3)	71.41	0.967	16:30:46.120
3 -	1:02.761	46.168	1:48.929 (1)	72.04		16:32:35.049
4 -	1:02.577	46.705	1:49.282 (2)	71.81	0.353	16:34:24.331

P11 49 250cc Nigel PALMER (M)		Yamaha TZ250L - QRG				
IDEAL LAP TIME : 1:49.243		BEST LAP TIME : 1:49.287		DIFFERENCE : 0.044		
LAP	SECTOR 1	SECTOR 2	LAP TIME	MPH	DIFF	TIME OF DAY
1 -		46.341	1:55.973	67.67	6.686	16:28:54.351
2 -	1:03.199	46.088	1:49.287 (1)	71.81		16:30:43.638
3 -	1:03.980	46.394	1:50.374 (2)	71.10	1.087	16:32:34.012
4 -	1:03.155	47.967	1:51.122 (3)	70.62	1.835	16:34:25.134

P12 98 250cc Nick MASSEY (M)		Yamaha TZ250L - Massey Racing				
IDEAL LAP TIME : 1:52.177		BEST LAP TIME : 1:52.340		DIFFERENCE : 0.163		
LAP	SECTOR 1	SECTOR 2	LAP TIME	MPH	DIFF	TIME OF DAY
1 -		46.367	1:59.864	65.47	7.524	16:28:58.242
2 -	1:05.810	46.530	1:52.340 (1)	69.85		16:30:50.582
3 -	1:06.165	46.417	1:52.582 (2)	69.70	0.242	16:32:43.164
4 -	1:06.046	47.561	1:53.607 (3)	69.08	1.267	16:34:36.771

P13 74 250cc Nick TURNER		Yamaha TZ250 - QRG				
IDEAL LAP TIME : 1:51.122		BEST LAP TIME : 1:51.440		DIFFERENCE : 0.318		
LAP	SECTOR 1	SECTOR 2	LAP TIME	MPH	DIFF	TIME OF DAY
1 -		47.724	2:02.046	64.30	10.606	16:29:00.424
2 -	1:05.713	48.412	1:54.125 (3)	68.76	2.685	16:30:54.549
3 -	1:05.711	47.972	1:53.683 (2)	69.03	2.243	16:32:48.232
4 -	1:06.029	45.411	1:51.440 (1)	70.42		16:34:39.672

P14 37 350cc Simon VANDERPLANK (M)		Yamaha TZ350G -				
IDEAL LAP TIME : 1:53.139		BEST LAP TIME : 1:53.139		DIFFERENCE : 0.000		
LAP	SECTOR 1	SECTOR 2	LAP TIME	MPH	DIFF	TIME OF DAY
1 -		47.442	2:01.318	64.68	8.179	16:28:59.696
2 -	1:05.962	47.177	1:53.139 (1)	69.36		16:30:52.835
3 -	1:06.174	48.195	1:54.369 (2)	68.62	1.230	16:32:47.204
4 -	1:07.255	50.171	1:57.426 (3)	66.83	4.287	16:34:44.630

International Sidecar Revival Meeting @ Cadwell Park

GP Originals

RACE 5 - SECTOR ANALYSIS



SECTOR 1 = FL to I1, SECTOR 2 = I1 to FL, DIFF = Difference To Personal Best Lap, P = Crossed Finish Line in Pit Lane, D = Time Disallowed

P15		6 350cc		Derek SKINNER (M)		Yamaha TZ350 - D A S Racing	
IDEAL LAP TIME : 2:02.435		BEST LAP TIME : 2:02.811		DIFFERENCE : 0.376			
LAP	SECTOR 1	SECTOR 2	LAP TIME	MPH	DIFF	TIME OF DAY	
1 -		52.191	2:10.398	60.18	7.587	16:29:08.776	
2 -	1:11.208	51.603	2:02.811 (1)	63.90		16:31:11.587	
3 -	1:10.832	52.009	2:02.841 (2)	63.88	0.030	16:33:14.428	

P16		33 350cc		Chris MOORE		Yamaha TZ350 - Outhwaite Plant/Silverstar Services/JL Exhaust	
IDEAL LAP TIME : 1:42.774		BEST LAP TIME : 1:43.113		DIFFERENCE : 0.339			
LAP	SECTOR 1	SECTOR 2	LAP TIME	MPH	DIFF	TIME OF DAY	
1 -		43.348	1:49.248	71.83	6.135	16:28:47.626	
2 -	59.914	43.211	1:43.125 (2)	76.10	0.012	16:30:30.751	
3 -	1:00.253	42.860	1:43.113 (1)	76.11		16:32:13.864	
4 -	1:00.081	43.130	1:43.211 (3)	76.03	0.098	16:33:57.075	

P17		88 350cc		Mark EDGE		Gourlay Yamaha TZ350 - Gourlay Yamaha	
IDEAL LAP TIME : 1:46.521		BEST LAP TIME : 1:46.521		DIFFERENCE : 0.000			
LAP	SECTOR 1	SECTOR 2	LAP TIME	MPH	DIFF	TIME OF DAY	
1 -		45.102	1:54.253	68.68	7.732	16:28:52.631	
2 -	1:02.921	45.300	1:48.221 (3)	72.51	1.700	16:30:40.852	
3 -	1:01.654	44.867	1:46.521 (1)	73.67		16:32:27.373	
4 -	1:01.720	44.997	1:46.717 (2)	73.54	0.196	16:34:14.090	

P18		97 350cc		Andrew TAYLOR (M)		Yamaha TZ350 - J B Taylor construction	
IDEAL LAP TIME : 1:43.008		BEST LAP TIME : 1:44.950		DIFFERENCE : 1.942			
LAP	SECTOR 1	SECTOR 2	LAP TIME	MPH	DIFF	TIME OF DAY	
1 -		43.143	1:48.451	72.36	3.501	16:28:46.829	
2 -	59.865	45.085	1:44.950 (1)	74.77		16:30:31.779	

International Sidecar Revival Meeting @ Cadwell Park

GP Originals

RACE 5 - BEST SECTORS

SECTOR 1			SECTOR 2			IDEAL / BEST COMPARISON						
POS	NO	NAME	TIME	NO	NAME	TIME	POS	NO	NAME	IDEAL	BEST	DIFF
									PERFECT LAP	1:39.248		
1	1	ATKINSON	57.736	1	ATKINSON	41.512	1	1	ATKINSON	1:39.248	1:39.248	0.000
2	62	WAINWRIGHT	58.906	62	WAINWRIGHT	41.595	2	62	WAINWRIGHT	1:40.501	1:40.700	0.199
3	55	CHAPMAN (M)	59.468	33	MOORE	42.860	3	55	CHAPMAN (M)	1:42.774	1:43.034	0.260
4	97	TAYLOR (M)	59.865	97	TAYLOR (M)	43.143	4	33	MOORE	1:42.774	1:43.113	0.339
5	33	MOORE	59.914	55	CHAPMAN (M)	43.306	5	97	TAYLOR (M)	1:43.008	1:44.950	1.942
6	8	WILLIAMSON (M)	1:00.578	8	WILLIAMSON (M)	43.827	6	8	WILLIAMSON (M)	1:44.405	1:44.405	0.000
7	127	GIDDINGS	1:01.194	50	THOMAS	44.136	7	50	THOMAS	1:45.434	1:45.660	0.226
8	50	THOMAS	1:01.298	27	LINTON (M)	44.200	8	127	GIDDINGS	1:45.548	1:45.590	0.042
9	27	LINTON (M)	1:01.429	127	GIDDINGS	44.354	9	27	LINTON (M)	1:45.629	1:45.629	0.000
10	88	EDGE	1:01.654	20	GRIGSON	44.619	10	88	EDGE	1:46.521	1:46.521	0.000
11	38	HIGGINS (M)	1:01.878	88	EDGE	44.867	11	20	GRIGSON	1:46.953	1:47.002	0.049
12	20	GRIGSON	1:02.334	38	HIGGINS (M)	45.324	12	38	HIGGINS (M)	1:47.202	1:47.202	0.000
13	42	BROOKS	1:02.577	74	TURNER	45.411	13	42	BROOKS	1:48.745	1:48.929	0.184
14	49	PALMER (M)	1:03.155	49	PALMER (M)	46.088	14	49	PALMER (M)	1:49.243	1:49.287	0.044
15	74	TURNER	1:05.711	42	BROOKS	46.168	15	74	TURNER	1:51.122	1:51.440	0.318
16	98	MASSEY (M)	1:05.810	98	MASSEY (M)	46.367	16	98	MASSEY (M)	1:52.177	1:52.340	0.163
17	37	VANDERPLANK (M)	1:05.962	37	VANDERPLANK (M)	47.177	17	37	VANDERPLANK (M)	1:53.139	1:53.139	0.000
18	6	SKINNER (M)	1:10.832	6	SKINNER (M)	51.603	18	6	SKINNER (M)	2:02.435	2:02.811	0.376

International Sidecar Revival Meeting @ Cadwell Park

GP Originals

RACE 5 - STATISTICS

Competitors Started 18
Planned Start 2024-08-03 @ 14:55:00.000
Actual Start 2024-08-03 @ 16:26:58.377
Finish Time 2024-08-03 @ 16:33:14.427
Track Length 2.1800mi.
Total Laps 69
Total Distance Covered 150.4212mi.

Session Fastest Lap History

NO	CL	NAME	LAP TIME	TIME OF DAY	LAP	VEHICLE
1	350cc	Phil ATKINSON	1:39.248	16:30:23.107	2	Yamaha TZ350

Session Leader History

NO	CL	NAME	FROM LAP	LAPS LED	DISTANCE	VEHICLE
1	350cc	Phil ATKINSON	1	4	8.72 miles	Yamaha TZ350

Flag History

TYPE	TIME OF DAY
GREEN	16:26:58.377
FINISH	16:33:14.427

Flag Statistics

TYPE	COUNT	TOTAL LAPS	TOTAL TIME
Green	1	4	10:33.100
Red	0	0	0.000
Safety Car	0	0	0.000
FCY	0	0	0.000

International Sidecar Revival Meeting @ Cadwell Park

GP Originals

RACE 5 - STATISTICS

CLASS : 250cc

7 Starters

Fastest Lap History

NO	NAME	LAP TIME	TIME OF DAY	LAP	VEHICLE
50	George THOMAS	1:45.660	16:30:35.984	2	Yamaha TZ 350 G
27	Mark LINTON (M)	1:45.629	16:30:36.461	2	Yamaha TZ250

Leader History

NO	NAME	FROM LAP	LAPS LED	DISTANCE	VEHICLE
50	George THOMAS	1	4	8.72 miles	Yamaha TZ 350 G

International Sidecar Revival Meeting @ Cadwell Park

GP Originals

RACE 5 - STATISTICS

CLASS : 350cc

11 Starters

Fastest Lap History

NO	NAME	LAP TIME	TIME OF DAY	LAP	VEHICLE
1	Phil ATKINSON	1:39.248	16:30:23.107	2	Yamaha TZ350

Leader History

NO	NAME	FROM LAP	LAPS LED	DISTANCE	VEHICLE
1	Phil ATKINSON	1	4	8.72 miles	Yamaha TZ350

International Sidecar Revival Meeting @ Cadwell Park

GP Originals & DFDS Yamaha Past Masters

WARM UP - CLASSIFICATION

POS	NO	CL	PIC	NAME	ENTRY	TIME	ON	LAPS	GAP	DIFF	MPH
1	51		1	Kevin WHOLEY	Yamaha TZR - Twistgrip Motorcycles	1:44.439	4	6			75.14
2	127	350cc	1	Jordan GIDDINGS	Gourlay Yamaha TZ350 - Dannisport leathers racing Te	1:46.442	5	6	2.003	2.003	73.73
3	1	350cc	2	Phil ATKINSON	Yamaha TZ350 - ROSE MOT/Q Oil Treatments	1:47.404	2	2	2.965	0.962	73.07
4	55	350cc	3	Roy CHAPMAN (M)	Yamaha TZ350 - Self	1:47.493	5	5	3.054	0.089	73.01
5	42	250cc	1	Sian BROOKS	Yamaha TZ250 - Spyre Ltd	1:49.556	4	4	5.117	2.063	71.63
6	88	350cc	4	Mark EDGE	Gourlay Yamaha TZ350 - Gourlay Yamaha	1:50.972	4	5	6.533	1.416	70.72
7	55		2	Paul TOLAND	Yamaha TZR250 - Kippers keys	1:53.225	3	3	8.786	2.253	69.31
8	6	C	1	Alan BUSHHELL	Yamaha RD250LC - Moonraker motorcycles	1:53.675	4	5	9.236	0.450	69.03
9	97	350cc	5	Andrew TAYLOR (M)	Yamaha TZ350 - J B Taylor construction	1:53.774	1	2	9.335	0.099	68.97
10	49	250cc	2	Nigel PALMER (M)	Yamaha TZ250L - QRG	1:55.552	3	3	11.113	1.778	67.91
11	64	R	1	Iain DAVIS	Yamaha TZR 2MA -	1:56.522	5	5	12.083	0.970	67.35
12	46	C	2	Kevin MARSHALL	Yamaha TZR250 - Stacey Processing	1:59.841	4	5	15.402	3.319	65.48
13	98	250cc	3	Nick MASSEY (M)	Yamaha TZ250L - Massey Racing	2:00.394	3	3	15.955	0.553	65.18
14	8	350cc	6	Nick WILLIAMSON (M)	Yamaha TZ350G - RBM	2:01.395	1	1	16.956	1.001	64.64
15	77		3	Adam COLLINS	Yamaha TZR250 - 2 Cows Racing	2:15.623	1	2	31.184	14.228	57.86
16	20	R	2	Sara Sophie OSTERHOLZER	Yamaha TZR 250 -	2:17.332	2	5	32.893	1.709	57.14

Weather / Track : Bright / Dry

Date: 04/08/2024 Start: 08:59 Finish: 09:10

These results are provisional until the conclusion of any judicial and technical matters.

Cadwell Park: 2.1800 miles

Clerk Of Course:

Tony MacBride

Stewards:

Timekeeper:

Richard Evans



Results can be found at www.tsl-timing.com

Printed - 09:16 Sunday, 04 August 2024



International Sidecar Revival Meeting @ Cadwell Park

GP Originals & DFDS Yamaha Past Masters

WARM UP - SECTOR ANALYSIS



SECTOR 1 = FL to I1, SECTOR 2 = I1 to FL, DIFF = Difference To Personal Best Lap, P = Crossed Finish Line in Pit Lane, D = Time Disallowed

P1 51 Kevin WHOLEY		Yamaha TZR - Twistgrip Motorcycles				
IDEAL LAP TIME : 1:44.171		BEST LAP TIME : 1:44.439		DIFFERENCE : 0.268		
LAP	SECTOR 1	SECTOR 2	LAP TIME	MPH	DIFF	TIME OF DAY
1 -	1:09.756	48.333	1:58.089	66.45	13.650	09:02:28.633
2 -	1:10.016	51.056	2:01.072	64.82	16.633	09:04:29.705
3 -	1:04.384	43.894	1:48.278 (3)	72.48	3.839	09:06:17.983
4 -	1:01.088	43.351	1:44.439 (1)	75.14		09:08:02.422
5 -	1:00.820	44.061	1:44.881 (2)	74.82	0.442	09:09:47.303
6 -	1:17.090	1:01.588	2:18.678	56.59	34.239	09:12:05.981

P2 127 350cc Jordan GIDDINGS		Gourlay Yamaha TZ350 - Dannisport leathers racing Technology				
IDEAL LAP TIME : 1:46.442		BEST LAP TIME : 1:46.442		DIFFERENCE : 0.000		
LAP	SECTOR 1	SECTOR 2	LAP TIME	MPH	DIFF	TIME OF DAY
1 -	1:10.576	48.903	1:59.479	65.68	13.037	09:02:36.964
2 -	1:05.199	49.312	1:54.511	68.53	8.069	09:04:31.475
3 -	1:03.843	45.760	1:49.603	71.60	3.161	09:06:21.078
4 -	1:02.382	45.342	1:47.724 (2)	72.85	1.282	09:08:08.802
5 -	1:01.246	45.196	1:46.442 (1)	73.73		09:09:55.244
6 -	1:03.364	45.855	1:49.219 (3)	71.85	2.777	09:11:44.463

P3 1 350cc Phil ATKINSON		Yamaha TZ350 - ROSE MOT/Q Oil Treatments				
IDEAL LAP TIME : 1:47.404		BEST LAP TIME : 1:47.404		DIFFERENCE : 0.000		
LAP	SECTOR 1	SECTOR 2	LAP TIME	MPH	DIFF	TIME OF DAY
1 -	1:08.135	47.490	1:55.625 (2)	67.87	8.221	09:02:23.599
2 -	1:02.834	44.570	1:47.404 (1)	73.07		09:04:11.003

P4 55 350cc Roy CHAPMAN (M)		Yamaha TZ350 - Self				
IDEAL LAP TIME : 1:46.057		BEST LAP TIME : 1:47.493		DIFFERENCE : 1.436		
LAP	SECTOR 1	SECTOR 2	LAP TIME	MPH	DIFF	TIME OF DAY
1 -	1:11.481	50.926	2:02.407	64.11	14.914	09:02:45.461
2 -	1:05.139	47.816	1:52.955 (3)	69.47	5.462	09:04:38.416
3 -	1:04.459	49.158	1:53.617	69.07	6.124	09:06:32.033
4 -	1:03.376	45.098	1:48.474 (2)	72.34	0.981	09:08:20.507
5 -	1:00.959	46.534	1:47.493 (1)	73.01		09:10:08.000

P5 42 250cc Sian BROOKS		Yamaha TZ250 - Spyre Ltd				
IDEAL LAP TIME : 1:49.556		BEST LAP TIME : 1:49.556		DIFFERENCE : 0.000		
LAP	SECTOR 1	SECTOR 2	LAP TIME	MPH	DIFF	TIME OF DAY
1 -	1:11.283	49.022	2:00.305	65.23	10.749	09:02:38.225
2 -	1:05.175	48.795	1:53.970 (3)	68.86	4.414	09:04:32.195
3 -	1:04.932	47.020	1:51.952 (2)	70.10	2.396	09:06:24.147
4 -	1:03.555	46.001	1:49.556 (1)	71.63		09:08:13.703

P6 88 350cc Mark EDGE		Gourlay Yamaha TZ350 - Gourlay Yamaha				
IDEAL LAP TIME : 1:50.972		BEST LAP TIME : 1:50.972		DIFFERENCE : 0.000		
LAP	SECTOR 1	SECTOR 2	LAP TIME	MPH	DIFF	TIME OF DAY
1 -	1:13.393	53.833	2:07.226	61.68	16.254	09:02:48.599
2 -	1:08.114	49.190	1:57.304	66.90	6.332	09:04:45.903
3 -	1:07.330	47.586	1:54.916 (3)	68.29	3.944	09:06:40.819
4 -	1:03.862	47.110	1:50.972 (1)	70.72		09:08:31.791
5 -	1:06.032	47.881	1:53.913 (2)	68.89	2.941	09:10:25.704

International Sidecar Revival Meeting @ Cadwell Park

GP Originals & DFDS Yamaha Past Masters

WARM UP - SECTOR ANALYSIS



SECTOR 1 = FL to I1, SECTOR 2 = I1 to FL, DIFF = Difference To Personal Best Lap, P = Crossed Finish Line in Pit Lane, D = Time Disallowed

P7 55 Paul TOLAND		Yamaha TZR250 - Kippers keys				
IDEAL LAP TIME : 1:53.225		BEST LAP TIME : 1:53.225		DIFFERENCE : 0.000		
LAP	SECTOR 1	SECTOR 2	LAP TIME	MPH	DIFF	TIME OF DAY
1 -	1:11.116	49.138	2:00.254 (3)	65.26	7.029	09:02:37.449
2 -	1:06.688	48.552	1:55.240 (2)	68.10	2.015	09:04:32.689
3 -	1:06.150	47.075	1:53.225 (1)	69.31		09:06:25.914

P8 6 C Alan BUSHELL		Yamaha RD250LC - Moonraker motorcycles				
IDEAL LAP TIME : 1:53.675		BEST LAP TIME : 1:53.675		DIFFERENCE : 0.000		
LAP	SECTOR 1	SECTOR 2	LAP TIME	MPH	DIFF	TIME OF DAY
1 -	1:12.093	49.863	2:01.956	64.35	8.281	09:02:33.198
2 -	1:08.319	51.446	1:59.765	65.52	6.090	09:04:32.963
3 -	1:08.894	48.860	1:57.754 (3)	66.64	4.079	09:06:30.717
4 -	1:06.378	47.297	1:53.675 (1)	69.03		09:08:24.392
5 -	1:07.604	48.018	1:55.622 (2)	67.87	1.947	09:10:20.014

P9 97 350cc Andrew TAYLOR (M)		Yamaha TZ350 - J B Taylor construction				
IDEAL LAP TIME : 1:50.566		BEST LAP TIME : 1:53.774		DIFFERENCE : 3.208		
LAP	SECTOR 1	SECTOR 2	LAP TIME	MPH	DIFF	TIME OF DAY
1 -	1:07.461	46.313	1:53.774 (1)	68.97		09:02:30.880
2 -	1:04.253	50.576	1:54.829 (2)	68.34	1.055	09:04:25.709

P10 49 250cc Nigel PALMER (M)		Yamaha TZ250L - QRG				
IDEAL LAP TIME : 1:54.657		BEST LAP TIME : 1:55.552		DIFFERENCE : 0.895		
LAP	SECTOR 1	SECTOR 2	LAP TIME	MPH	DIFF	TIME OF DAY
1 -	1:15.327	53.630	2:08.957 (3)	60.85	13.405	09:02:47.839
2 -	1:07.518	49.750	1:57.268 (2)	66.92	1.716	09:04:45.107
3 -	1:07.547	48.005	1:55.552 (1)	67.91		09:06:40.659

P11 64 R Iain DAVIS		Yamaha TZR 2MA -				
IDEAL LAP TIME : 1:56.334		BEST LAP TIME : 1:56.522		DIFFERENCE : 0.188		
LAP	SECTOR 1	SECTOR 2	LAP TIME	MPH	DIFF	TIME OF DAY
1 -	1:12.027	49.446	2:01.473	64.60	4.951	09:02:36.625
2 -	1:08.728	49.380	1:58.108	66.44	1.586	09:04:34.733
3 -	1:08.608	49.461	1:58.069 (3)	66.47	1.547	09:06:32.802
4 -	1:08.263	48.321	1:56.584 (2)	67.31	0.062	09:08:29.386
5 -	1:08.013	48.509	1:56.522 (1)	67.35		09:10:25.908

P12 46 C Kevin MARSHALL		Yamaha TZR250 - Stacey Processing				
IDEAL LAP TIME : 1:59.069		BEST LAP TIME : 1:59.841		DIFFERENCE : 0.772		
LAP	SECTOR 1	SECTOR 2	LAP TIME	MPH	DIFF	TIME OF DAY
1 -	1:12.137	51.348	2:03.485	63.55	3.644	09:02:31.520
2 -	1:09.445	51.453	2:00.898	64.91	1.057	09:04:32.418
3 -	1:09.076	50.808	1:59.884 (2)	65.46	0.043	09:06:32.302
4 -	1:09.848	49.993	1:59.841 (1)	65.48		09:08:32.143
5 -	1:09.696	50.331	2:00.027 (3)	65.38	0.186	09:10:32.170

P13 98 250cc Nick MASSEY (M)		Yamaha TZ250L - Massey Racing				
IDEAL LAP TIME : 2:00.230		BEST LAP TIME : 2:00.394		DIFFERENCE : 0.164		
LAP	SECTOR 1	SECTOR 2	LAP TIME	MPH	DIFF	TIME OF DAY
1 -	1:16.284	53.851	2:10.135 (3)	60.30	9.741	09:02:53.796
2 -	1:12.726	49.394	2:02.120 (2)	64.26	1.726	09:04:55.916
3 -	1:11.378	49.016	2:00.394 (1)	65.18		09:06:56.310

International Sidecar Revival Meeting @ Cadwell Park

GP Originals & DFDS Yamaha Past Masters

WARM UP - SECTOR ANALYSIS



SECTOR 1 = FL to I1, SECTOR 2 = I1 to FL, DIFF = Difference To Personal Best Lap, P = Crossed Finish Line in Pit Lane, D = Time Disallowed

P14		8 350cc	Nick WILLIAMSON (M)	Yamaha TZ350G - RBM		
IDEAL LAP TIME : 1:56.217		BEST LAP TIME : 2:01.395		DIFFERENCE : 5.178		
LAP	SECTOR 1	SECTOR 2	LAP TIME	MPH	DIFF	TIME OF DAY
1 -	1:12.238	49.157	2:01.395 (1)	64.64		09:02:39.377
P15		77	Adam COLLINS	Yamaha TZR250 - 2 Cows Racing		
IDEAL LAP TIME : 2:12.449		BEST LAP TIME : 2:15.623		DIFFERENCE : 3.174		
LAP	SECTOR 1	SECTOR 2	LAP TIME	MPH	DIFF	TIME OF DAY
1 -	1:20.496	55.127	2:15.623 (1)	57.86		09:02:54.064
2 -	1:17.322	58.302	2:15.624 (2)	57.86	0.001	09:05:09.688
P16		20 R	Sara Sophie OSTERHOLZER	Yamaha TZR 250 -		
IDEAL LAP TIME : 2:16.992		BEST LAP TIME : 2:17.332		DIFFERENCE : 0.340		
LAP	SECTOR 1	SECTOR 2	LAP TIME	MPH	DIFF	TIME OF DAY
1 -	1:18.930	58.452	2:17.382 (2)	57.12	0.050	09:02:52.392
2 -	1:18.540	58.792	2:17.332 (1)	57.14		09:05:09.724
3 -	1:19.837	58.972	2:18.809 (3)	56.53	1.477	09:07:28.533
4 -	1:20.155	59.076	2:19.231	56.36	1.899	09:09:47.764
5 -	1:20.844	58.554	2:19.398	56.29	2.066	09:12:07.162

International Sidecar Revival Meeting @ Cadwell Park

GP Originals & DFDS Yamaha Past Masters

WARM UP - BEST SECTORS

SECTOR 1			SECTOR 2			IDEAL / BEST COMPARISON						
POS	NO	NAME	TIME	NO	NAME	TIME	POS	NO	NAME	IDEAL	BEST	DIFF
									PERFECT LAP	1:44.171		
1	51	WHOLEY	1:00.820	51	WHOLEY	43.351	1	51	WHOLEY	1:44.171	1:44.439	0.268
2	55	CHAPMAN (M)	1:00.959	1	ATKINSON	44.570	2	55	CHAPMAN (M)	1:46.057	1:47.493	1.436
3	127	GIDDINGS	1:01.246	55	CHAPMAN (M)	45.098	3	127	GIDDINGS	1:46.442	1:46.442	0.000
4	1	ATKINSON	1:02.834	127	GIDDINGS	45.196	4	1	ATKINSON	1:47.404	1:47.404	0.000
5	42	BROOKS	1:03.555	42	BROOKS	46.001	5	42	BROOKS	1:49.556	1:49.556	0.000
6	88	EDGE	1:03.862	97	TAYLOR (M)	46.313	6	97	TAYLOR (M)	1:50.566	1:53.774	3.208
7	97	TAYLOR (M)	1:04.253	55	TOLAND	47.075	7	88	EDGE	1:50.972	1:50.972	0.000
8	55	TOLAND	1:06.150	88	EDGE	47.110	8	55	TOLAND	1:53.225	1:53.225	0.000
9	6	BUSHELL	1:06.378	6	BUSHELL	47.297	9	6	BUSHELL	1:53.675	1:53.675	0.000
10	49	PALMER (M)	1:06.652	49	PALMER (M)	48.005	10	49	PALMER (M)	1:54.657	1:55.552	0.895
11	8	WILLIAMSON (M)	1:07.060	64	DAVIS	48.321	11	8	WILLIAMSON (M)	1:56.217	2:01.395	5.178
12	64	DAVIS	1:08.013	98	MASSEY (M)	49.016	12	64	DAVIS	1:56.334	1:56.522	0.188
13	46	MARSHALL	1:09.076	8	WILLIAMSON (M)	49.157	13	46	MARSHALL	1:59.069	1:59.841	0.772
14	98	MASSEY (M)	1:11.214	46	MARSHALL	49.993	14	98	MASSEY (M)	2:00.230	2:00.394	0.164
15	77	COLLINS	1:17.322	77	COLLINS	55.127	15	77	COLLINS	2:12.449	2:15.623	3.174
16	20	OSTERHOLZER	1:18.540	20	OSTERHOLZER	58.452	16	20	OSTERHOLZER	2:16.992	2:17.332	0.340

International Sidecar Revival Meeting @ Cadwell Park

GP Originals & DFDS Yamaha Past Masters

WARM UP - STATISTICS

Competitors Started 16
Planned Start 2024-08-04 @ 09:00:00.000
Actual Start 2024-08-04 @ 08:59:54.092
Finish Time 2024-08-04 @ 09:10:00.323
Track Length 2.1800mi.
Total Laps 62
Total Distance Covered 135.1611mi.

Session Fastest Lap History

NO	CL	NAME	LAP TIME	TIME OF DAY	LAP	VEHICLE
1	350cc	Phil ATKINSON	1:55.625	09:02:23.611	1	Yamaha TZ350
97	350cc	Andrew TAYLOR (M)	1:53.774	09:02:30.902	1	Yamaha TZ350
1	350cc	Phil ATKINSON	1:47.404	09:04:11.015	2	Yamaha TZ350
51		Kevin WHOLEY	1:44.439	09:08:02.453	4	Yamaha TZR

Flag History

TYPE	TIME OF DAY
GREEN	08:59:54.092
FINISH	09:10:00.323

Flag Statistics

TYPE	COUNT	TOTAL LAPS	TOTAL TIME
Green	1	6	13:37.662
Red	0	0	0.000
Safety Car	0	0	0.000
FCY	0	0	0.000

International Sidecar Revival Meeting @ Cadwell Park

GP Originals & DFDS Yamaha Past Masters

WARM UP - STATISTICS

CLASS : 250cc

3 Starters

Fastest Lap History

NO	NAME	LAP TIME	TIME OF DAY	LAP	VEHICLE
42	Sian BROOKS	2:00.305	09:02:38.241	1	Yamaha TZ250
42	Sian BROOKS	1:53.970	09:04:32.213	2	Yamaha TZ250
42	Sian BROOKS	1:51.952	09:06:24.164	3	Yamaha TZ250
42	Sian BROOKS	1:49.556	09:08:13.720	4	Yamaha TZ250

International Sidecar Revival Meeting @ Cadwell Park

GP Originals & DFDS Yamaha Past Masters

WARM UP - STATISTICS

CLASS : 350cc

6 Starters

Fastest Lap History

NO	NAME	LAP TIME	TIME OF DAY	LAP	VEHICLE
1	Phil ATKINSON	1:55.625	09:02:23.611	1	Yamaha TZ350
97	Andrew TAYLOR (M)	1:53.774	09:02:30.902	1	Yamaha TZ350
1	Phil ATKINSON	1:47.404	09:04:11.015	2	Yamaha TZ350
127	Jordan GIDDINGS	1:46.442	09:09:55.264	5	Gourlay Yamaha TZ350

International Sidecar Revival Meeting @ Cadwell Park

GP Originals & DFDS Yamaha Past Masters

WARM UP - STATISTICS

CLASS :

3 Starters

Fastest Lap History

NO	NAME	LAP TIME	TIME OF DAY	LAP	VEHICLE
51	Kevin WHOLEY	1:58.089	09:02:28.667	1	Yamaha TZR
55	Paul TOLAND	1:55.240	09:04:32.709	2	Yamaha TZR250
51	Kevin WHOLEY	1:48.278	09:06:18.014	3	Yamaha TZR
51	Kevin WHOLEY	1:44.439	09:08:02.453	4	Yamaha TZR

International Sidecar Revival Meeting @ Cadwell Park

GP Originals & DFDS Yamaha Past Masters

WARM UP - STATISTICS

CLASS : C

2 Starters

Fastest Lap History

NO	NAME	LAP TIME	TIME OF DAY	LAP	VEHICLE
46	Kevin MARSHALL	2:03.485	09:02:31.556	1	Yamaha TZR250
6	Alan BUSHELL	2:01.956	09:02:33.236	1	Yamaha RD250LC
46	Kevin MARSHALL	2:00.898	09:04:32.453	2	Yamaha TZR250
6	Alan BUSHELL	1:59.765	09:04:33.000	2	Yamaha RD250LC
6	Alan BUSHELL	1:57.754	09:06:30.754	3	Yamaha RD250LC
6	Alan BUSHELL	1:53.675	09:08:24.429	4	Yamaha RD250LC

International Sidecar Revival Meeting @ Cadwell Park

GP Originals & DFDS Yamaha Past Masters

WARM UP - STATISTICS

CLASS : R

2 Starters

Fastest Lap History

NO	NAME	LAP TIME	TIME OF DAY	LAP	VEHICLE
64	Iain DAVIS	2:01.473	09:02:36.638	1	Yamaha TZR 2MA
64	Iain DAVIS	1:58.108	09:04:34.746	2	Yamaha TZR 2MA
64	Iain DAVIS	1:58.069	09:06:32.815	3	Yamaha TZR 2MA
64	Iain DAVIS	1:56.584	09:08:29.399	4	Yamaha TZR 2MA
64	Iain DAVIS	1:56.522	09:10:25.920	5	Yamaha TZR 2MA

International Sidecar Revival Meeting @ Cadwell Park

GP Originals

RACE 3 - CLASSIFICATION

Race Distance: 8 Laps / 17.44 miles



POS	NO	CL	PIC	NAME	ENTRY	LAPS	TIME	GAP	DIFF	MPH	BEST	ON
1	1	350cc	1	Phil ATKINSON	Yamaha TZ350 - ROSE MOT/Q Oil Treatments	8	13:30.618			77.45	1:39.395	2
2	62	350cc	2	Josh WAINWRIGHT	Yamaha TZ350 - JW MOT Centre	8	13:39.980	9.362	9.362	76.56	1:41.000	3
3	55	350cc	3	Roy CHAPMAN (M)	Yamaha TZ350 - Self	8	14:00.345	29.727	20.365	74.71	1:43.342	6
4	50	250cc	1	George THOMAS	Yamaha TZ 350 G - Tony Dunnell	8	14:07.490	36.872	7.145	74.08	1:43.976	4
5	127	350cc	4	Jordan GIDDINGS	Gourlay Yamaha TZ350 - Dannisport leathers racing Technol	8	14:11.292	40.674	3.802	73.75	1:43.987	7
6	27	250cc	2	Mark LINTON (M)	Yamaha TZ250 - Wapping Organ Company	8	14:20.137	49.519	8.845	72.99	1:46.008	7
7	88	350cc	5	Mark EDGE	Gourlay Yamaha TZ350 - Gourlay Yamaha	8	14:28.959	58.341	8.822	72.25	1:47.195	3
8	42	250cc	3	Sian BROOKS	Yamaha TZ250 - Spyre Ltd	8	14:35.809	1:05.191	6.850	71.68	1:46.704	8
9	38	350cc	6	Darrell HIGGINS (M)	Yamaha TZ350 - Dennis trollope racing	8	14:36.596	1:05.978	0.787	71.62	1:46.290	4
10	98	250cc	4	Nick MASSEY (M)	Yamaha TZ250L - Massey Racing	8	14:59.800	1:29.182	23.204	69.77	1:50.742	3
11	74	250cc	5	Nick TURNER	Yamaha TZ250 - QRG	8	15:00.791	1:30.173	0.991	69.69	1:50.317	4
12	6	350cc	7	Derek SKINNER (M)	Yamaha TZ350 - D A S Racing	7	14:11.615	1 Lap	1 Lap	64.50	1:59.485	6

NOT CLASSIFIED

DNF	49	250cc		Nigel PALMER (M)	Yamaha TZ250L - QRG	6	11:02.914	2 Laps	1 Lap	71.03	1:48.188	2
DNF	20	250cc		Michael GRIGSON	Yamaha TZ250L - Precision Automation	5	9:13.833	3 Laps	1 Lap	70.85	1:48.378	2
DNF	97	350cc		Andrew TAYLOR (M)	Yamaha TZ350 - J B Taylor construction	4	7:07.432	4 Laps	1 Lap	73.44	1:44.880	3

NOT STARTED

NS	8	350cc		Nick WILLIAMSON (M)	Yamaha TZ350G - RBM							
NS	37	350cc		Simon VANDERPLANK (M)	Yamaha TZ350G -							

FASTEST LAP

1	350cc	Phil ATKINSON	Yamaha TZ350 - ROSE MOT/Q Oil Treatments	2	1:39.395	78.95 mph	127.07 kph
50	250cc	George THOMAS	Yamaha TZ 350 G - Tony Dunnell	4	1:43.976	75.47 mph	121.47 kph

Comments:

Class 350cc - 92.5% of Race Speed = 71.64 mph

Class 250cc - 92.5% of Race Speed = 68.52 mph

Weather / Track : Bright / Dry

These results are provisional until the conclusion of any judicial and technical matters.

Date: 04/08/2024 Start: 10:55 Finish: 11:08

Cadwell Park: 2.1800 miles

Clerk Of Course:

Tony MacBride

Stewards:

Timekeeper:

Richard Evans



Results can be found at www.tsl-timing.com

Printed - 11:12 Sunday, 04 August 2024



International Sidecar Revival Meeting @ Cadwell Park

GP Originals

RACE 3 - LAP CHART

LAP 1 @ 10:56:53.286

NO	BEHIND	LAP TIME
1		1:45.412
62	1.943	1:47.355
97	5.390	1:50.802
55	5.990	1:51.402
50	6.079	1:51.491
27	7.083	1:52.495
88	9.514	1:54.926
42	10.986	1:56.398
127	11.288	1:56.700
38	11.577	1:56.989
49	12.507	1:57.919
20	12.945	1:58.357
98	14.100	1:59.512
74	14.893	2:00.305
6	24.652	2:10.064

LAP 2 @ 10:58:32.681

NO	BEHIND	LAP TIME
1		1:39.395
62	3.627	1:41.079
55	10.688	1:44.093
97	11.285	1:45.290
50	11.580	1:44.896
27	14.367	1:46.679
127	16.528	1:44.635
88	18.399	1:48.280
42	20.659	1:49.068
38	20.906	1:48.724
49	21.300	1:48.188
20	21.928	1:48.378
98	26.363	1:51.658
74	27.629	1:52.131
6	45.734	2:00.477

LAP 3 @ 11:00:12.777

NO	BEHIND	LAP TIME
1		1:40.096
62	4.531	1:41.000
55	15.282	1:44.690
50	15.909	1:44.425
97	16.069	1:44.880
27	21.161	1:46.890
127	21.722	1:45.290
88	25.498	1:47.195
42	29.254	1:48.691
38	29.701	1:48.891
49	30.128	1:48.924
20	30.797	1:48.965
98	37.009	1:50.742
74	39.450	1:51.917
6	1:05.999	2:00.361

LAP 4 @ 11:01:53.340

NO	BEHIND	LAP TIME
1		1:40.563
62	5.693	1:41.725
55	18.415	1:43.696
50	19.322	1:43.976
97	21.966	1:46.460
127	26.883	1:45.724
27	28.139	1:47.541

88	32.332	1:47.397
38	35.428	1:46.290
42	38.351	1:49.660
49	38.515	1:48.950
20	39.094	1:48.860
98	47.293	1:50.847
74	49.204	1:50.317
6	1:26.628	2:01.192

6	1 Lap	2:00.077
27	49.519	1:46.396
88	58.341	1:47.674
42	1:05.191	1:46.704
38	1:05.978	1:46.848
98	1:29.182	1:51.960
74	1:30.173	1:52.156

LAP 5 @ 11:03:34.102

NO	BEHIND	LAP TIME
1		1:40.762
62	6.863	1:41.932
55	21.585	1:43.932
50	23.321	1:44.761
127	31.318	1:45.197
27	34.654	1:47.277
88	38.937	1:47.367
42	47.260	1:49.671
20	47.605	1:49.273
49	47.864	1:50.111
38	48.320	1:53.654
98	58.385	1:51.854
74	59.430	1:50.988

LAP 6 @ 11:05:15.396

NO	BEHIND	LAP TIME
1		1:41.294
6	1 Lap	1:59.959
62	7.292	1:41.723
55	23.633	1:43.342
50	27.002	1:44.975
127	35.380	1:45.356
27	40.211	1:46.851
88	45.619	1:47.976
42	53.775	1:47.809
38	54.834	1:47.808
49	55.392	1:48.822
98	1:09.115	1:52.024
74	1:09.430	1:51.294

LAP 7 @ 11:06:56.332

NO	BEHIND	LAP TIME
1		1:40.936
62	8.716	1:42.360
6	1 Lap	1:59.485
55	27.457	1:44.760
50	32.614	1:46.548
127	38.431	1:43.987
27	45.283	1:46.008
88	52.827	1:48.144
42	1:00.647	1:47.808
38	1:01.290	1:47.392
98	1:19.382	1:51.203
74	1:20.177	1:51.683

LAP 8 @ 11:08:38.492

NO	BEHIND	LAP TIME
1		1:42.160
62	9.362	1:42.806
55	29.727	1:44.430
50	36.872	1:46.418
127	40.674	1:44.403

International Sidecar Revival Meeting @ Cadwell Park

GP Originals

RACE 3 - POSITION CHART

No	Name	Lap								
		Pos	1	2	3	4	5	6	7	8
1	ATKINSON	1	1	1	1	1	1	1	1	1
6	SKINNER (M)	2	62	62	62	62	62	62	62	62
8	WILLIAMSON (M)	3	97	55	55	55	55	55	55	55
20	GRIGSON	4	55	97	50	50	50	50	50	50
27	LINTON (M)	5	50	50	97	97	127	127	127	127
37	VANDERPLANK (M)	6	27	27	27	127	27	27	27	27
38	HIGGINS (M)	7	88	127	127	27	88	88	88	88
42	BROOKS	8	42	88	88	88	42	42	42	42
49	PALMER (M)	9	127	42	42	38	20	38	38	38
50	THOMAS	10	38	38	38	42	49	49	98	98
55	CHAPMAN (M)	11	49	49	49	49	38	98	74	74
62	WAINWRIGHT	12	20	20	20	20	98	74	6	
74	TURNER	13	98	98	98	98	74	6		
88	EDGE	14	74	74	74	74	6			
97	TAYLOR (M)	15	6	6	6	6				
98	MASSEY (M)	16								
127	GIDDINGS	17								

International Sidecar Revival Meeting @ Cadwell Park

GP Originals

RACE 3 - SECTOR ANALYSIS



SECTOR 1 = FL to I1, SECTOR 2 = I1 to FL, DIFF = Difference To Personal Best Lap, P = Crossed Finish Line in Pit Lane, D = Time Disallowed

P1		1 350cc Phil ATKINSON		Yamaha TZ350 - ROSE MOT/Q Oil Treatments			
IDEAL LAP TIME : 1:39.395		BEST LAP TIME : 1:39.395		DIFFERENCE : 0.000			
LAP	SECTOR 1	SECTOR 2	LAP TIME	MPH	DIFF	TIME OF DAY	
1 -		41.789	1:45.412	74.45	6.017	10:56:53.286	
2 -	57.747	41.648	1:39.395 (1)	78.95		10:58:32.681	
3 -	58.176	41.920	1:40.096 (2)	78.40	0.701	11:00:12.777	
4 -	58.449	42.114	1:40.563 (3)	78.04	1.168	11:01:53.340	
5 -	58.475	42.287	1:40.762	77.88	1.367	11:03:34.102	
6 -	58.859	42.435	1:41.294	77.47	1.899	11:05:15.396	
7 -	58.619	42.317	1:40.936	77.75	1.541	11:06:56.332	
8 -	59.229	42.931	1:42.160	76.82	2.765	11:08:38.492	

P2		62 350cc Josh WAINWRIGHT		Yamaha TZ350 - JW MOT Centre			
IDEAL LAP TIME : 1:40.920		BEST LAP TIME : 1:41.000		DIFFERENCE : 0.080			
LAP	SECTOR 1	SECTOR 2	LAP TIME	MPH	DIFF	TIME OF DAY	
1 -		42.012	1:47.355	73.10	6.355	10:56:55.229	
2 -	59.211	41.868	1:41.079 (2)	77.64	0.079	10:58:36.308	
3 -	59.153	41.847	1:41.000 (1)	77.70		11:00:17.308	
4 -	59.073	42.652	1:41.725	77.14	0.725	11:01:59.033	
5 -	59.753	42.179	1:41.932	76.99	0.932	11:03:40.965	
6 -	59.575	42.148	1:41.723 (3)	77.15	0.723	11:05:22.688	
7 -	1:00.505	41.855	1:42.360	76.67	1.360	11:07:05.048	
8 -	59.990	42.816	1:42.806	76.33	1.806	11:08:47.854	

P3		55 350cc Roy CHAPMAN (M)		Yamaha TZ350 - Self			
IDEAL LAP TIME : 1:43.342		BEST LAP TIME : 1:43.342		DIFFERENCE : 0.000			
LAP	SECTOR 1	SECTOR 2	LAP TIME	MPH	DIFF	TIME OF DAY	
1 -		43.935	1:51.402	70.44	8.060	10:56:59.276	
2 -	1:00.139	43.954	1:44.093	75.39	0.751	10:58:43.369	
3 -	1:00.525	44.165	1:44.690	74.96	1.348	11:00:28.059	
4 -	1:00.125	43.571	1:43.696 (2)	75.68	0.354	11:02:11.755	
5 -	1:00.367	43.565	1:43.932 (3)	75.51	0.590	11:03:55.687	
6 -	1:00.045	43.297	1:43.342 (1)	75.94		11:05:39.029	
7 -	1:00.924	43.836	1:44.760	74.91	1.418	11:07:23.789	
8 -	1:00.458	43.972	1:44.430	75.15	1.088	11:09:08.219	

P4		50 250cc George THOMAS		Yamaha TZ 350 G - Tony Dunnell			
IDEAL LAP TIME : 1:43.571		BEST LAP TIME : 1:43.976		DIFFERENCE : 0.405			
LAP	SECTOR 1	SECTOR 2	LAP TIME	MPH	DIFF	TIME OF DAY	
1 -		44.287	1:51.491	70.39	7.515	10:56:59.365	
2 -	1:00.828	44.068	1:44.896	74.81	0.920	10:58:44.261	
3 -	1:00.275	44.150	1:44.425 (2)	75.15	0.449	11:00:28.686	
4 -	1:00.680	43.296	1:43.976 (1)	75.47		11:02:12.662	
5 -	1:00.825	43.936	1:44.761 (3)	74.91	0.785	11:03:57.423	
6 -	1:01.374	43.601	1:44.975	74.76	0.999	11:05:42.398	
7 -	1:02.293	44.255	1:46.548	73.65	2.572	11:07:28.946	
8 -	1:01.472	44.946	1:46.418	73.74	2.442	11:09:15.364	

P5		127 350cc Jordan GIDDINGS		Gourlay Yamaha TZ350 - Dannisport leathers racing Technology			
IDEAL LAP TIME : 1:43.748		BEST LAP TIME : 1:43.987		DIFFERENCE : 0.239			
LAP	SECTOR 1	SECTOR 2	LAP TIME	MPH	DIFF	TIME OF DAY	
1 -		45.680	1:56.700	67.24	12.713	10:57:04.574	
2 -	1:00.658	43.977	1:44.635 (3)	75.00	0.648	10:58:49.209	
3 -	1:00.691	44.599	1:45.290	74.53	1.303	11:00:34.499	
4 -	1:01.732	43.992	1:45.724	74.23	1.737	11:02:20.223	
5 -	1:00.730	44.467	1:45.197	74.60	1.210	11:04:05.420	
6 -	1:00.777	44.579	1:45.356	74.49	1.369	11:05:50.776	
7 -	1:00.594	43.393	1:43.987 (1)	75.47		11:07:34.763	
8 -	1:00.355	44.048	1:44.403 (2)	75.17	0.416	11:09:19.166	

International Sidecar Revival Meeting @ Cadwell Park

GP Originals

RACE 3 - SECTOR ANALYSIS



SECTOR 1 = FL to I1, SECTOR 2 = I1 to FL, DIFF = Difference To Personal Best Lap, P = Crossed Finish Line in Pit Lane, D = Time Disallowed

P6 27 250cc Mark LINTON (M)		Yamaha TZ250 - Wapping Organ Company				
IDEAL LAP TIME : 1:45.993		BEST LAP TIME : 1:46.008		DIFFERENCE : 0.015		
LAP	SECTOR 1	SECTOR 2	LAP TIME	MPH	DIFF	TIME OF DAY
1 -		44.418	1:52.495	69.76	6.487	10:57:00.369
2 -	1:02.105	44.574	1:46.679 (3)	73.56	0.671	10:58:47.048
3 -	1:02.310	44.580	1:46.890	73.42	0.882	11:00:33.938
4 -	1:02.841	44.700	1:47.541	72.97	1.533	11:02:21.479
5 -	1:02.853	44.424	1:47.277	73.15	1.269	11:04:08.756
6 -	1:02.360	44.491	1:46.851	73.44	0.843	11:05:55.607
7 -	1:01.698	44.310	1:46.008 (1)	74.03		11:07:41.615
8 -	1:01.683	44.713	1:46.396 (2)	73.76	0.388	11:09:28.011

P7 88 350cc Mark EDGE		Gourlay Yamaha TZ350 - Gourlay Yamaha				
IDEAL LAP TIME : 1:46.722		BEST LAP TIME : 1:47.195		DIFFERENCE : 0.473		
LAP	SECTOR 1	SECTOR 2	LAP TIME	MPH	DIFF	TIME OF DAY
1 -		45.595	1:54.926	68.28	7.731	10:57:02.800
2 -	1:02.314	45.966	1:48.280	72.47	1.085	10:58:51.080
3 -	1:01.882	45.313	1:47.195 (1)	73.21		11:00:38.275
4 -	1:02.054	45.343	1:47.397 (3)	73.07	0.202	11:02:25.672
5 -	1:01.630	45.737	1:47.367 (2)	73.09	0.172	11:04:13.039
6 -	1:02.398	45.578	1:47.976	72.68	0.781	11:06:01.015
7 -	1:02.791	45.353	1:48.144	72.57	0.949	11:07:49.159
8 -	1:02.582	45.092	1:47.674	72.88	0.479	11:09:36.833

P8 42 250cc Sian BROOKS		Yamaha TZ250 - Spyre Ltd				
IDEAL LAP TIME : 1:46.680		BEST LAP TIME : 1:46.704		DIFFERENCE : 0.024		
LAP	SECTOR 1	SECTOR 2	LAP TIME	MPH	DIFF	TIME OF DAY
1 -		45.682	1:56.398	67.42	9.694	10:57:04.272
2 -	1:02.803	46.265	1:49.068	71.95	2.364	10:58:53.340
3 -	1:02.896	45.795	1:48.691	72.20	1.987	11:00:42.031
4 -	1:03.430	46.230	1:49.660	71.56	2.956	11:02:31.691
5 -	1:02.807	46.864	1:49.671	71.56	2.967	11:04:21.362
6 -	1:02.585	45.224	1:47.809 (3)	72.79	1.105	11:06:09.171
7 -	1:01.830	45.978	1:47.808 (2)	72.79	1.104	11:07:56.979
8 -	1:01.456	45.248	1:46.704 (1)	73.54		11:09:43.683

P9 38 350cc Darrell HIGGINS (M)		Yamaha TZ350 - Dennis trollope racing				
IDEAL LAP TIME : 1:46.290		BEST LAP TIME : 1:46.290		DIFFERENCE : 0.000		
LAP	SECTOR 1	SECTOR 2	LAP TIME	MPH	DIFF	TIME OF DAY
1 -		45.564	1:56.989	67.08	10.699	10:57:04.863
2 -	1:02.399	46.325	1:48.724	72.18	2.434	10:58:53.587
3 -	1:02.934	45.957	1:48.891	72.07	2.601	11:00:42.478
4 -	1:01.461	44.829	1:46.290 (1)	73.83		11:02:28.768
5 -	1:01.943	51.711	1:53.654	69.05	7.364	11:04:22.422
6 -	1:02.654	45.154	1:47.808	72.79	1.518	11:06:10.230
7 -	1:02.407	44.985	1:47.392 (3)	73.07	1.102	11:07:57.622
8 -	1:01.745	45.103	1:46.848 (2)	73.45	0.558	11:09:44.470

P10 98 250cc Nick MASSEY (M)		Yamaha TZ250L - Massey Racing				
IDEAL LAP TIME : 1:50.713		BEST LAP TIME : 1:50.742		DIFFERENCE : 0.029		
LAP	SECTOR 1	SECTOR 2	LAP TIME	MPH	DIFF	TIME OF DAY
1 -		45.957	1:59.512	65.66	8.770	10:57:07.386
2 -	1:05.160	46.498	1:51.658	70.28	0.916	10:58:59.044
3 -	1:05.005	45.737	1:50.742 (1)	70.86		11:00:49.786
4 -	1:05.100	45.747	1:50.847 (2)	70.80	0.105	11:02:40.633
5 -	1:05.457	46.397	1:51.854	70.16	1.112	11:04:32.487
6 -	1:05.240	46.784	1:52.024	70.05	1.282	11:06:24.511
7 -	1:05.315	45.888	1:51.203 (3)	70.57	0.461	11:08:15.714
8 -	1:04.976	46.984	1:51.960	70.09	1.218	11:10:07.674

International Sidecar Revival Meeting @ Cadwell Park

GP Originals

RACE 3 - SECTOR ANALYSIS



SECTOR 1 = FL to I1, SECTOR 2 = I1 to FL, DIFF = Difference To Personal Best Lap, P = Crossed Finish Line in Pit Lane, D = Time Disallowed

P11 74 250cc Nick TURNER		Yamaha TZ250 - QRG				
IDEAL LAP TIME : 1:49.972		BEST LAP TIME : 1:50.317				
		DIFFERENCE : 0.345				
LAP	SECTOR 1	SECTOR 2	LAP TIME	MPH	DIFF	TIME OF DAY
1 -		46.381	2:00.305	65.23	9.988	10:57:08.179
2 -	1:05.482	46.649	1:52.131	69.99	1.814	10:59:00.310
3 -	1:05.013	46.904	1:51.917	70.12	1.600	11:00:52.227
4 -	1:04.777	45.540	1:50.317 (1)	71.14		11:02:42.544
5 -	1:04.432	46.556	1:50.988 (2)	70.71	0.671	11:04:33.532
6 -	1:05.326	45.968	1:51.294 (3)	70.51	0.977	11:06:24.826
7 -	1:05.648	46.035	1:51.683	70.27	1.366	11:08:16.509
8 -	1:04.455	47.701	1:52.156	69.97	1.839	11:10:08.665

P12 6 350cc Derek SKINNER (M)		Yamaha TZ350 - D A S Racing				
IDEAL LAP TIME : 1:59.206		BEST LAP TIME : 1:59.485				
		DIFFERENCE : 0.279				
LAP	SECTOR 1	SECTOR 2	LAP TIME	MPH	DIFF	TIME OF DAY
1 -		51.218	2:10.064	60.33	10.579	10:57:17.938
2 -	1:09.551	50.926	2:00.477	65.14	0.992	10:59:18.415
3 -	1:09.356	51.005	2:00.361	65.20	0.876	11:01:18.776
4 -	1:10.259	50.933	2:01.192	64.75	1.707	11:03:19.968
5 -	1:09.304	50.655	1:59.959 (2)	65.42	0.474	11:05:19.927
6 -	1:09.500	49.985	1:59.485 (1)	65.68		11:07:19.412
7 -	1:09.221	50.856	2:00.077 (3)	65.35	0.592	11:09:19.489

P13 49 250cc Nigel PALMER (M)		Yamaha TZ250L - QRG				
IDEAL LAP TIME : 1:47.587		BEST LAP TIME : 1:48.188				
		DIFFERENCE : 0.601				
LAP	SECTOR 1	SECTOR 2	LAP TIME	MPH	DIFF	TIME OF DAY
1 -		46.860	1:57.919	66.55	9.731	10:57:05.793
2 -	1:02.356	45.832	1:48.188 (1)	72.54		10:58:53.981
3 -	1:03.038	45.886	1:48.924 (3)	72.05	0.736	11:00:42.905
4 -	1:02.947	46.003	1:48.950	72.03	0.762	11:02:31.855
5 -	1:02.952	47.159	1:50.111	71.27	1.923	11:04:21.966
6 -	1:03.591	45.231	1:48.822 (2)	72.11	0.634	11:06:10.788

P14 20 250cc Michael GRIGSON		Yamaha TZ250L - Precision Automation				
IDEAL LAP TIME : 1:47.788		BEST LAP TIME : 1:48.378				
		DIFFERENCE : 0.590				
LAP	SECTOR 1	SECTOR 2	LAP TIME	MPH	DIFF	TIME OF DAY
1 -		46.360	1:58.357	66.30	9.979	10:57:06.231
2 -	1:03.229	45.149	1:48.378 (1)	72.41		10:58:54.609
3 -	1:02.986	45.979	1:48.965 (3)	72.02	0.587	11:00:43.574
4 -	1:02.707	46.153	1:48.860 (2)	72.09	0.482	11:02:32.434
5 -	1:02.639	46.634	1:49.273	71.82	0.895	11:04:21.707

P15 97 350cc Andrew TAYLOR (M)		Yamaha TZ350 - J B Taylor construction				
IDEAL LAP TIME : 1:44.841		BEST LAP TIME : 1:44.880				
		DIFFERENCE : 0.039				
LAP	SECTOR 1	SECTOR 2	LAP TIME	MPH	DIFF	TIME OF DAY
1 -		44.104	1:50.802	70.82	5.922	10:56:58.676
2 -	1:01.004	44.286	1:45.290 (2)	74.53	0.410	10:58:43.966
3 -	1:00.737	44.143	1:44.880 (1)	74.82		11:00:28.846
4 -	1:01.983	44.477	1:46.460 (3)	73.71	1.580	11:02:15.306

International Sidecar Revival Meeting @ Cadwell Park

GP Originals

RACE 3 - BEST SECTORS

SECTOR 1			SECTOR 2			IDEAL / BEST COMPARISON						
POS	NO	NAME	TIME	NO	NAME	TIME	POS	NO	NAME	IDEAL	BEST	DIFF
									PERFECT LAP	1:39.395		
1	1	ATKINSON	57.747	1	ATKINSON	41.648	1	1	ATKINSON	1:39.395	1:39.395	0.000
2	62	WAINWRIGHT	59.073	62	WAINWRIGHT	41.847	2	62	WAINWRIGHT	1:40.920	1:41.000	0.080
3	55	CHAPMAN (M)	1:00.045	50	THOMAS	43.296	3	55	CHAPMAN (M)	1:43.342	1:43.342	0.000
4	50	THOMAS	1:00.275	55	CHAPMAN (M)	43.297	4	50	THOMAS	1:43.571	1:43.976	0.405
5	127	GIDDINGS	1:00.355	127	GIDDINGS	43.393	5	127	GIDDINGS	1:43.748	1:43.987	0.239
6	97	TAYLOR (M)	1:00.737	97	TAYLOR (M)	44.104	6	97	TAYLOR (M)	1:44.841	1:44.880	0.039
7	42	BROOKS	1:01.456	27	LINTON (M)	44.310	7	27	LINTON (M)	1:45.993	1:46.008	0.015
8	38	HIGGINS (M)	1:01.461	38	HIGGINS (M)	44.829	8	38	HIGGINS (M)	1:46.290	1:46.290	0.000
9	88	EDGE	1:01.630	88	EDGE	45.092	9	42	BROOKS	1:46.680	1:46.704	0.024
10	27	LINTON (M)	1:01.683	20	GRIGSON	45.149	10	88	EDGE	1:46.722	1:47.195	0.473
11	49	PALMER (M)	1:02.356	42	BROOKS	45.224	11	49	PALMER (M)	1:47.587	1:48.188	0.601
12	20	GRIGSON	1:02.639	49	PALMER (M)	45.231	12	20	GRIGSON	1:47.788	1:48.378	0.590
13	74	TURNER	1:04.432	74	TURNER	45.540	13	74	TURNER	1:49.972	1:50.317	0.345
14	98	MASSEY (M)	1:04.976	98	MASSEY (M)	45.737	14	98	MASSEY (M)	1:50.713	1:50.742	0.029
15	6	SKINNER (M)	1:09.221	6	SKINNER (M)	49.985	15	6	SKINNER (M)	1:59.206	1:59.485	0.279

International Sidecar Revival Meeting @ Cadwell Park

GP Originals

RACE 3 - STATISTICS

Competitors Started 15
Planned Start 2024-08-04 @ 10:40:00.000
Actual Start 2024-08-04 @ 10:55:07.873
Finish Time 2024-08-04 @ 11:08:38.491
Track Length 2.1800mi.
Total Laps 110
Total Distance Covered 239.8020mi.

Session Fastest Lap History

NO	CL	NAME	LAP TIME	TIME OF DAY	LAP	VEHICLE
1	350cc	Phil ATKINSON	1:39.395	10:58:32.692	2	Yamaha TZ350

Session Leader History

NO	CL	NAME	FROM LAP	LAPS LED	DISTANCE	VEHICLE
1	350cc	Phil ATKINSON	1	8	17.44 miles	Yamaha TZ350

Flag History

TYPE	TIME OF DAY
GREEN	10:55:07.873
FINISH	11:08:38.491

Flag Statistics

TYPE	COUNT	TOTAL LAPS	TOTAL TIME
Green	1	8	16:36.376
Red	0	0	0.000
Safety Car	0	0	0.000
FCY	0	0	0.000

International Sidecar Revival Meeting @ Cadwell Park

GP Originals

RACE 3 - STATISTICS

CLASS : 250cc

7 Starters

Fastest Lap History

NO	NAME	LAP TIME	TIME OF DAY	LAP	VEHICLE
50	George THOMAS	1:44.896	10:58:44.290	2	Yamaha TZ 350 G
50	George THOMAS	1:44.425	11:00:28.716	3	Yamaha TZ 350 G
50	George THOMAS	1:43.976	11:02:12.691	4	Yamaha TZ 350 G

Leader History

NO	NAME	FROM LAP	LAPS LED	DISTANCE	VEHICLE
50	George THOMAS	1	8	17.44 miles	Yamaha TZ 350 G

International Sidecar Revival Meeting @ Cadwell Park

GP Originals

RACE 3 - STATISTICS

CLASS : 350cc

8 Starters

Fastest Lap History

NO	NAME	LAP TIME	TIME OF DAY	LAP	VEHICLE
1	Phil ATKINSON	1:39.395	10:58:32.692	2	Yamaha TZ350

Leader History

NO	NAME	FROM LAP	LAPS LED	DISTANCE	VEHICLE
1	Phil ATKINSON	1	8	17.44 miles	Yamaha TZ350

International Sidecar Revival Meeting @ Cadwell Park

GP Originals

RACE 10 - CLASSIFICATION

Race Distance: 8 Laps / 17.44 miles



POS	NO	CL	PIC	NAME	ENTRY	LAPS	TIME	GAP	DIFF	MPH	BEST	ON
1	1	350cc	1	Phil ATKINSON	Yamaha TZ350 - ROSE MOT/Q Oil Treatments	8	13:27.265			77.77	1:39.262	2
2	62	350cc	2	Josh WAINWRIGHT	Yamaha TZ350 - JW MOT Centre	8	13:30.291	3.026	3.026	77.48	1:39.548	2
3	97	350cc	3	Andrew TAYLOR (M)	Yamaha TZ350 - J B Taylor construction	8	13:51.646	24.381	21.355	75.49	1:42.271	8
4	50	250cc	1	George THOMAS	Yamaha TZ 350 G - Tony Dunnell	8	14:04.684	37.419	13.038	74.32	1:43.422	4
5	8	350cc	4	Nick WILLIAMSON (M)	Yamaha TZ350G - RBM	8	14:08.154	40.889	3.470	74.02	1:44.390	6
6	127	350cc	5	Jordan GIDDINGS	Gourlay Yamaha TZ350 - Dannisport leathers racing Technol	8	14:09.766	42.501	1.612	73.88	1:44.472	3
7	27	250cc	2	Mark LINTON (M)	Yamaha TZ250 - Wapping Organ Company	8	14:20.990	53.725	11.224	72.92	1:45.736	2
8	20	250cc	3	Michael GRIGSON	Yamaha TZ250L - Precision Automation	8	14:24.432	57.167	3.442	72.63	1:45.369	7
9	88	350cc	6	Mark EDGE	Gourlay Yamaha TZ350 - Gourlay Yamaha	8	14:29.852	1:02.587	5.420	72.17	1:46.977	7
10	42	250cc	4	Sian BROOKS	Yamaha TZ250 - Spyre Ltd	8	14:31.045	1:03.780	1.193	72.07	1:46.664	6
11	38	350cc	7	Darrell HIGGINS (M)	Yamaha TZ350 - Dennis trollope racing	8	14:39.732	1:12.467	8.687	71.36	1:48.033	2
12	49	250cc	5	Nigel PALMER (M)	Yamaha TZ250L - QRG	8	14:47.620	1:20.355	7.888	70.73	1:48.690	6
13	98	250cc	6	Nick MASSEY (M)	Yamaha TZ250L - Massey Racing	8	15:00.832	1:33.567	13.212	69.69	1:50.607	7
14	37	350cc	8	Simon VANDERPLANK (M)	Yamaha TZ350G -	8	15:03.155	1:35.890	2.323	69.51	1:50.803	5
15	74	250cc	7	Nick TURNER	Yamaha TZ250 - QRG	8	15:03.901	1:36.636	0.746	69.45	1:50.820	6
16	6	350cc	9	Derek SKINNER (M)	Yamaha TZ350 - D A S Racing	7	14:29.637	1 Lap	1 Lap	63.17	2:00.615	5

NOT CLASSIFIED

DNF	55	350cc		Roy CHAPMAN (M)	Yamaha TZ350 - Self	5	8:49.059	3 Laps	2 Laps	74.17	1:43.799	4
-----	----	-------	--	-----------------	---------------------	---	----------	--------	--------	-------	----------	---

FASTEST LAP

1	350cc	Phil ATKINSON	Yamaha TZ350 - ROSE MOT/Q Oil Treatments	2	1:39.262	79.06 mph	127.24 kph
50	250cc	George THOMAS	Yamaha TZ 350 G - Tony Dunnell	4	1:43.422	75.88 mph	122.12 kph

Comments:

Class 350cc - 92.5% of Race Speed = 71.93 mph

Class 250cc - 92.5% of Race Speed = 68.74 mph

Weather / Track : Bright / Dry

These results are provisional until the conclusion of any judicial and technical matters.

Date: 04/08/2024 Start: 15:28 Finish: 15:41

Cadwell Park: 2.1800 miles

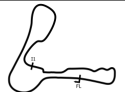
Clerk Of Course:

Tony MacBride

Stewards:

Timekeeper:

Richard Evans



Results can be found at www.tsl-timing.com

Printed - 15:44 Sunday, 04 August 2024



International Sidecar Revival Meeting @ Cadwell Park

GP Originals

RACE 10 - LAP CHART

LAP 1 @ 15:29:58.088

NO	BEHIND	LAP TIME
1		1:46.564
62	0.181	1:46.745
97	2.638	1:49.202
8	2.893	1:49.457
55	3.863	1:50.427
27	5.162	1:51.726
50	5.392	1:51.956
38	7.736	1:54.300
127	8.173	1:54.737
88	9.450	1:56.014
20	10.097	1:56.661
42	10.358	1:56.922
49	12.363	1:58.927
98	13.609	2:00.173
37	14.818	2:01.382
74	15.567	2:02.131
6	24.854	2:11.418

LAP 2 @ 15:31:37.350

NO	BEHIND	LAP TIME
1		1:39.262
62	0.467	1:39.548
97	8.328	1:44.952
8	9.080	1:45.449
55	9.214	1:44.613
50	10.977	1:44.847
27	11.636	1:45.736
127	13.778	1:44.867
38	16.507	1:48.033
88	17.407	1:47.219
20	18.036	1:47.201
42	18.752	1:47.656
49	24.091	1:50.990
98	26.373	1:52.026
37	27.146	1:51.590
74	28.160	1:51.855
6	50.310	2:04.718

LAP 3 @ 15:33:16.780

NO	BEHIND	LAP TIME
1		1:39.430
62	1.571	1:40.534
97	12.307	1:43.409
55	13.598	1:43.814
8	14.557	1:44.907
50	15.477	1:43.930
27	18.088	1:45.882
127	18.820	1:44.472
38	25.867	1:48.790
88	26.036	1:48.059
20	26.743	1:48.137
42	26.784	1:47.462
49	35.109	1:50.448
98	40.615	1:53.672
37	41.460	1:53.744
74	42.443	1:53.713
6	1:14.292	2:03.412

LAP 4 @ 15:34:56.404

NO	BEHIND	LAP TIME
1		1:39.624

62	2.106	1:40.159
97	16.258	1:43.575
55	17.773	1:43.799
50	19.275	1:43.422
8	21.774	1:46.841
127	24.413	1:45.217
27	26.730	1:48.266
88	34.765	1:48.353
20	35.075	1:47.956
42	36.160	1:49.000
38	37.261	1:51.018
49	45.473	1:49.988
98	52.509	1:51.518
37	53.716	1:51.880
74	54.488	1:51.669
6	1:36.959	2:02.291

LAP 5 @ 15:36:36.472

NO	BEHIND	LAP TIME
1		1:40.068
62	2.651	1:40.613
97	19.365	1:43.175
50	23.793	1:44.586
55	24.111	1:46.406
8	26.405	1:44.699
127	29.897	1:45.552
27	33.801	1:47.139
20	41.880	1:46.873
88	42.709	1:48.012
42	43.796	1:47.704
38	45.482	1:48.289
49	56.012	1:50.607
98	1:03.728	1:51.287
37	1:04.451	1:50.803
74	1:05.937	1:51.517

LAP 6 @ 15:38:17.047

NO	BEHIND	LAP TIME
1		1:40.575
62	2.546	1:40.470
6	1 Lap	2:00.615
97	21.336	1:42.546
50	28.070	1:44.852
8	30.220	1:44.390
127	34.039	1:44.717
27	40.556	1:47.330
20	47.040	1:45.735
88	49.315	1:47.181
42	49.885	1:46.664
38	54.964	1:50.057
49	1:04.127	1:48.690
98	1:13.837	1:50.684
37	1:14.830	1:50.954
74	1:16.182	1:50.820

LAP 7 @ 15:39:57.406

NO	BEHIND	LAP TIME
1		1:40.359
62	2.607	1:40.420
97	23.493	1:42.516
50	33.474	1:45.763
8	36.949	1:47.088
127	39.109	1:45.429
6	1 Lap	2:03.005

27	46.623	1:46.426
20	52.050	1:45.369
88	55.933	1:46.977
42	56.768	1:47.242
38	1:03.917	1:49.312
49	1:12.836	1:49.068
98	1:24.085	1:50.607
37	1:25.513	1:51.042
74	1:26.824	1:51.001

LAP 8 @ 15:41:38.789

NO	BEHIND	LAP TIME
1		1:41.383
62	3.026	1:41.802
97	24.381	1:42.271
50	37.419	1:45.328
8	40.889	1:45.323
127	42.501	1:44.775
27	53.725	1:48.485
20	57.167	1:46.500
6	1 Lap	2:04.178
88	1:02.587	1:48.037
42	1:03.780	1:48.395
38	1:12.467	1:49.933
49	1:20.355	1:48.902
98	1:33.567	1:50.865
37	1:35.890	1:51.760
74	1:36.636	1:51.195

International Sidecar Revival Meeting @ Cadwell Park

GP Originals

RACE 10 - POSITION CHART

No	Name	Lap								
		Pos	1	2	3	4	5	6	7	8
1	ATKINSON	1	1	1	1	1	1	1	1	1
6	SKINNER (M)	2	62	62	62	62	62	62	62	62
8	WILLIAMSON (M)	3	97	97	97	97	97	97	97	97
20	GRIGSON	4	8	8	55	55	50	50	50	50
27	LINTON (M)	5	55	55	8	50	55	8	8	8
37	VANDERPLANK (M)	6	27	50	50	8	8	127	127	127
38	HIGGINS (M)	7	50	27	27	127	127	27	27	27
42	BROOKS	8	38	127	127	27	27	20	20	20
49	PALMER (M)	9	127	38	38	88	20	88	88	88
50	THOMAS	10	88	88	88	20	88	42	42	42
55	CHAPMAN (M)	11	20	20	20	42	42	38	38	38
62	WAINWRIGHT	12	42	42	42	38	38	49	49	49
74	TURNER	13	49	49	49	49	49	98	98	98
88	EDGE	14	98	98	98	98	98	37	37	37
97	TAYLOR (M)	15	37	37	37	37	37	74	74	74
98	MASSEY (M)	16	74	74	74	74	74	6	6	
127	GIDDINGS	17	6	6	6	6	6			

International Sidecar Revival Meeting @ Cadwell Park

GP Originals

RACE 10 - SECTOR ANALYSIS



SECTOR 1 = FL to I1, SECTOR 2 = I1 to FL, DIFF = Difference To Personal Best Lap, P = Crossed Finish Line in Pit Lane, D = Time Disallowed

P1		1 350cc Phil ATKINSON		Yamaha TZ350 - ROSE MOT/Q Oil Treatments			
IDEAL LAP TIME : 1:39.189		BEST LAP TIME : 1:39.262		DIFFERENCE : 0.073			
LAP	SECTOR 1	SECTOR 2	LAP TIME	MPH	DIFF	TIME OF DAY	
1 -		41.962	1:46.564	73.64	7.302	15:29:58.088	
2 -	57.870	41.392	1:39.262 (1)	79.06		15:31:37.350	
3 -	57.797	41.633	1:39.430 (2)	78.93	0.168	15:33:16.780	
4 -	57.892	41.732	1:39.624 (3)	78.77	0.362	15:34:56.404	
5 -	57.936	42.132	1:40.068	78.42	0.806	15:36:36.472	
6 -	58.562	42.013	1:40.575	78.03	1.313	15:38:17.047	
7 -	58.227	42.132	1:40.359	78.19	1.097	15:39:57.406	
8 -	58.638	42.745	1:41.383	77.41	2.121	15:41:38.789	

P2		62 350cc Josh WAINWRIGHT		Yamaha TZ350 - JW MOT Centre			
IDEAL LAP TIME : 1:39.458		BEST LAP TIME : 1:39.548		DIFFERENCE : 0.090			
LAP	SECTOR 1	SECTOR 2	LAP TIME	MPH	DIFF	TIME OF DAY	
1 -		41.760	1:46.745	73.52	7.197	15:29:58.269	
2 -	58.518	41.030	1:39.548 (1)	78.83		15:31:37.817	
3 -	58.428	42.106	1:40.534	78.06	0.986	15:33:18.351	
4 -	58.553	41.606	1:40.159 (2)	78.35	0.611	15:34:58.510	
5 -	58.876	41.737	1:40.613	78.00	1.065	15:36:39.123	
6 -	58.768	41.702	1:40.470	78.11	0.922	15:38:19.593	
7 -	58.804	41.616	1:40.420 (3)	78.15	0.872	15:40:00.013	
8 -	59.342	42.460	1:41.802	77.09	2.254	15:41:41.815	

P3		97 350cc Andrew TAYLOR (M)		Yamaha TZ350 - J B Taylor construction			
IDEAL LAP TIME : 1:42.178		BEST LAP TIME : 1:42.271		DIFFERENCE : 0.093			
LAP	SECTOR 1	SECTOR 2	LAP TIME	MPH	DIFF	TIME OF DAY	
1 -		43.625	1:49.202	71.86	6.931	15:30:00.726	
2 -	1:01.363	43.589	1:44.952	74.77	2.681	15:31:45.678	
3 -	1:00.438	42.971	1:43.409	75.89	1.138	15:33:29.087	
4 -	1:00.311	43.264	1:43.575	75.77	1.304	15:35:12.662	
5 -	59.970	43.205	1:43.175	76.06	0.904	15:36:55.837	
6 -	59.734	42.812	1:42.546 (3)	76.53	0.275	15:38:38.383	
7 -	59.408	43.108	1:42.516 (2)	76.55	0.245	15:40:20.899	
8 -	59.366	42.905	1:42.271 (1)	76.73		15:42:03.170	

P4		50 250cc George THOMAS		Yamaha TZ 350 G - Tony Dunnell			
IDEAL LAP TIME : 1:43.422		BEST LAP TIME : 1:43.422		DIFFERENCE : 0.000			
LAP	SECTOR 1	SECTOR 2	LAP TIME	MPH	DIFF	TIME OF DAY	
1 -		43.982	1:51.956	70.09	8.534	15:30:03.480	
2 -	1:01.330	43.517	1:44.847	74.85	1.425	15:31:48.327	
3 -	1:00.765	43.165	1:43.930 (2)	75.51	0.508	15:33:32.257	
4 -	1:00.264	43.158	1:43.422 (1)	75.88		15:35:15.679	
5 -	1:00.477	44.109	1:44.586 (3)	75.03	1.164	15:37:00.265	
6 -	1:01.145	43.707	1:44.852	74.84	1.430	15:38:45.117	
7 -	1:01.009	44.754	1:45.763	74.20	2.341	15:40:30.880	
8 -	1:01.284	44.044	1:45.328	74.51	1.906	15:42:16.208	

P5		8 350cc Nick WILLIAMSON (M)		Yamaha TZ350G - RBM			
IDEAL LAP TIME : 1:43.539		BEST LAP TIME : 1:44.390		DIFFERENCE : 0.851			
LAP	SECTOR 1	SECTOR 2	LAP TIME	MPH	DIFF	TIME OF DAY	
1 -		43.396	1:49.457	71.70	5.067	15:30:00.981	
2 -	1:00.785	44.664	1:45.449	74.42	1.059	15:31:46.430	
3 -	1:00.962	43.945	1:44.907 (3)	74.80	0.517	15:33:31.337	
4 -	1:00.143	46.698	1:46.841	73.45	2.451	15:35:18.178	
5 -	1:00.357	44.342	1:44.699 (2)	74.95	0.309	15:37:02.877	
6 -	1:00.171	44.219	1:44.390 (1)	75.18		15:38:47.267	
7 -	1:00.406	46.682	1:47.088	73.28	2.698	15:40:34.355	
8 -	1:01.061	44.262	1:45.323	74.51	0.933	15:42:19.678	

International Sidecar Revival Meeting @ Cadwell Park

GP Originals

RACE 10 - SECTOR ANALYSIS



SECTOR 1 = FL to I1, SECTOR 2 = I1 to FL, DIFF = Difference To Personal Best Lap, P = Crossed Finish Line in Pit Lane, D = Time Disallowed

P6		127 350cc Jordan GIDDINGS		Gourlay Yamaha TZ350 - Dannisport leathers racing Technology			
IDEAL LAP TIME : 1:44.372		BEST LAP TIME : 1:44.472		DIFFERENCE : 0.100			
LAP	SECTOR 1	SECTOR 2	LAP TIME	MPH	DIFF	TIME OF DAY	
1 -		45.910	1:54.737	68.40	10.265	15:30:06.261	
2 -	1:00.952	43.915	1:44.867	74.83	0.395	15:31:51.128	
3 -	1:00.699	43.773	1:44.472 (1)	75.12		15:33:35.600	
4 -	1:01.299	43.918	1:45.217	74.58	0.745	15:35:20.817	
5 -	1:01.872	43.680	1:45.552	74.35	1.080	15:37:06.369	
6 -	1:00.968	43.749	1:44.717 (2)	74.94	0.245	15:38:51.086	
7 -	1:01.257	44.172	1:45.429	74.43	0.957	15:40:36.515	
8 -	1:01.102	43.673	1:44.775 (3)	74.90	0.303	15:42:21.290	

P7		27 250cc Mark LINTON (M)		Yamaha TZ250 - Wapping Organ Company			
IDEAL LAP TIME : 1:45.330		BEST LAP TIME : 1:45.736		DIFFERENCE : 0.406			
LAP	SECTOR 1	SECTOR 2	LAP TIME	MPH	DIFF	TIME OF DAY	
1 -		44.264	1:51.726	70.24	5.990	15:30:03.250	
2 -	1:01.956	43.780	1:45.736 (1)	74.22		15:31:48.986	
3 -	1:01.550	44.332	1:45.882 (2)	74.12	0.146	15:33:34.868	
4 -	1:03.225	45.041	1:48.266	72.48	2.530	15:35:23.134	
5 -	1:02.312	44.827	1:47.139	73.25	1.403	15:37:10.273	
6 -	1:02.094	45.236	1:47.330	73.12	1.594	15:38:57.603	
7 -	1:01.931	44.495	1:46.426 (3)	73.74	0.690	15:40:44.029	
8 -	1:03.893	44.592	1:48.485	72.34	2.749	15:42:32.514	

P8		20 250cc Michael GRIGSON		Yamaha TZ250L - Precision Automation			
IDEAL LAP TIME : 1:45.087		BEST LAP TIME : 1:45.369		DIFFERENCE : 0.282			
LAP	SECTOR 1	SECTOR 2	LAP TIME	MPH	DIFF	TIME OF DAY	
1 -		46.415	1:56.661	67.27	11.292	15:30:08.185	
2 -	1:02.370	44.831	1:47.201	73.20	1.832	15:31:55.386	
3 -	1:02.101	46.036	1:48.137	72.57	2.768	15:33:43.523	
4 -	1:02.687	45.269	1:47.956	72.69	2.587	15:35:31.479	
5 -	1:02.161	44.712	1:46.873	73.43	1.504	15:37:18.352	
6 -	1:01.445	44.290	1:45.735 (2)	74.22	0.366	15:39:04.087	
7 -	1:01.727	43.642	1:45.369 (1)	74.48		15:40:49.456	
8 -	1:02.047	44.453	1:46.500 (3)	73.69	1.131	15:42:35.956	

P9		88 350cc Mark EDGE		Gourlay Yamaha TZ350 - Gourlay Yamaha			
IDEAL LAP TIME : 1:46.515		BEST LAP TIME : 1:46.977		DIFFERENCE : 0.462			
LAP	SECTOR 1	SECTOR 2	LAP TIME	MPH	DIFF	TIME OF DAY	
1 -		46.003	1:56.014	67.64	9.037	15:30:07.538	
2 -	1:02.243	44.976	1:47.219 (3)	73.19	0.242	15:31:54.757	
3 -	1:02.341	45.718	1:48.059	72.62	1.082	15:33:42.816	
4 -	1:03.085	45.268	1:48.353	72.43	1.376	15:35:31.169	
5 -	1:02.253	45.759	1:48.012	72.65	1.035	15:37:19.181	
6 -	1:02.013	45.168	1:47.181 (2)	73.22	0.204	15:39:06.362	
7 -	1:01.539	45.438	1:46.977 (1)	73.36		15:40:53.339	
8 -	1:02.381	45.656	1:48.037	72.64	1.060	15:42:41.376	

P10		42 250cc Sian BROOKS		Yamaha TZ250 - Spyre Ltd			
IDEAL LAP TIME : 1:46.471		BEST LAP TIME : 1:46.664		DIFFERENCE : 0.193			
LAP	SECTOR 1	SECTOR 2	LAP TIME	MPH	DIFF	TIME OF DAY	
1 -		45.956	1:56.922	67.12	10.258	15:30:08.446	
2 -	1:02.453	45.203	1:47.656	72.89	0.992	15:31:56.102	
3 -	1:01.796	45.666	1:47.462 (3)	73.03	0.798	15:33:43.564	
4 -	1:03.632	45.368	1:49.000	72.00	2.336	15:35:32.564	
5 -	1:02.143	45.561	1:47.704	72.86	1.040	15:37:20.268	
6 -	1:01.268	45.396	1:46.664 (1)	73.57		15:39:06.932	
7 -	1:01.705	45.537	1:47.242 (2)	73.18	0.578	15:40:54.174	
8 -	1:02.205	46.190	1:48.395	72.40	1.731	15:42:42.569	

International Sidecar Revival Meeting @ Cadwell Park

GP Originals

RACE 10 - SECTOR ANALYSIS



SECTOR 1 = FL to I1, SECTOR 2 = I1 to FL, DIFF = Difference To Personal Best Lap, P = Crossed Finish Line in Pit Lane, D = Time Disallowed

P11 38 350cc Darrell HIGGINS (M)		Yamaha TZ350 - Dennis trollope racing				
IDEAL LAP TIME : 1:48.033		BEST LAP TIME : 1:48.033		DIFFERENCE : 0.000		
LAP	SECTOR 1	SECTOR 2	LAP TIME	MPH	DIFF	TIME OF DAY
1 -		45.602	1:54.300	68.66	6.267	15:30:05.824
2 -	1:02.529	45.504	1:48.033 (1)	72.64		15:31:53.857
3 -	1:02.711	46.079	1:48.790 (3)	72.13	0.757	15:33:42.647
4 -	1:04.241	46.777	1:51.018	70.69	2.985	15:35:33.665
5 -	1:02.743	45.546	1:48.289 (2)	72.47	0.256	15:37:21.954
6 -	1:03.415	46.642	1:50.057	71.30	2.024	15:39:12.011
7 -	1:03.529	45.783	1:49.312	71.79	1.279	15:41:01.323
8 -	1:03.564	46.369	1:49.933	71.38	1.900	15:42:51.256

P12 49 250cc Nigel PALMER (M)		Yamaha TZ250L - QRG				
IDEAL LAP TIME : 1:48.602		BEST LAP TIME : 1:48.690		DIFFERENCE : 0.088		
LAP	SECTOR 1	SECTOR 2	LAP TIME	MPH	DIFF	TIME OF DAY
1 -		46.281	1:58.927	65.99	10.237	15:30:10.451
2 -	1:03.942	47.048	1:50.990	70.70	2.300	15:32:01.441
3 -	1:04.746	45.702	1:50.448	71.05	1.758	15:33:51.889
4 -	1:04.220	45.768	1:49.988	71.35	1.298	15:35:41.877
5 -	1:04.884	45.723	1:50.607	70.95	1.917	15:37:32.484
6 -	1:03.314	45.376	1:48.690 (1)	72.20		15:39:21.174
7 -	1:03.780	45.288	1:49.068 (3)	71.95	0.378	15:41:10.242
8 -	1:03.399	45.503	1:48.902 (2)	72.06	0.212	15:42:59.144

P13 98 250cc Nick MASSEY (M)		Yamaha TZ250L - Massey Racing				
IDEAL LAP TIME : 1:50.156		BEST LAP TIME : 1:50.607		DIFFERENCE : 0.451		
LAP	SECTOR 1	SECTOR 2	LAP TIME	MPH	DIFF	TIME OF DAY
1 -		46.242	2:00.173	65.30	9.566	15:30:11.697
2 -	1:05.660	46.366	1:52.026	70.05	1.419	15:32:03.723
3 -	1:06.279	47.393	1:53.672	69.04	3.065	15:33:57.395
4 -	1:05.906	45.612	1:51.518	70.37	0.911	15:35:48.913
5 -	1:05.322	45.965	1:51.287	70.52	0.680	15:37:40.200
6 -	1:05.314	45.370	1:50.684 (2)	70.90	0.077	15:39:30.884
7 -	1:05.420	45.187	1:50.607 (1)	70.95		15:41:21.491
8 -	1:04.969	45.896	1:50.865 (3)	70.78	0.258	15:43:12.356

P14 37 350cc Simon VANDERPLANK (M)		Yamaha TZ350G -				
IDEAL LAP TIME : 1:50.533		BEST LAP TIME : 1:50.803		DIFFERENCE : 0.270		
LAP	SECTOR 1	SECTOR 2	LAP TIME	MPH	DIFF	TIME OF DAY
1 -		47.170	2:01.382	64.65	10.579	15:30:12.906
2 -	1:04.749	46.841	1:51.590	70.32	0.787	15:32:04.496
3 -	1:05.868	47.876	1:53.744	68.99	2.941	15:33:58.240
4 -	1:05.422	46.458	1:51.880	70.14	1.077	15:35:50.120
5 -	1:04.563	46.240	1:50.803 (1)	70.82		15:37:40.923
6 -	1:04.984	45.970	1:50.954 (2)	70.73	0.151	15:39:31.877
7 -	1:04.776	46.266	1:51.042 (3)	70.67	0.239	15:41:22.919
8 -	1:04.861	46.899	1:51.760	70.22	0.957	15:43:14.679

P15 74 250cc Nick TURNER		Yamaha TZ250 - QRG				
IDEAL LAP TIME : 1:50.019		BEST LAP TIME : 1:50.820		DIFFERENCE : 0.801		
LAP	SECTOR 1	SECTOR 2	LAP TIME	MPH	DIFF	TIME OF DAY
1 -		46.465	2:02.131	64.25	11.311	15:30:13.655
2 -	1:05.056	46.799	1:51.855	70.16	1.035	15:32:05.510
3 -	1:05.427	48.286	1:53.713	69.01	2.893	15:33:59.223
4 -	1:05.060	46.609	1:51.669	70.27	0.849	15:35:50.892
5 -	1:05.486	46.031	1:51.517	70.37	0.697	15:37:42.409
6 -	1:05.314	45.506	1:50.820 (1)	70.81		15:39:33.229
7 -	1:04.935	46.066	1:51.001 (2)	70.70	0.181	15:41:24.230
8 -	1:04.513	46.682	1:51.195 (3)	70.57	0.375	15:43:15.425

International Sidecar Revival Meeting @ Cadwell Park

GP Originals

RACE 10 - SECTOR ANALYSIS



SECTOR 1 = FL to I1, SECTOR 2 = I1 to FL, DIFF = Difference To Personal Best Lap, P = Crossed Finish Line in Pit Lane, D = Time Disallowed

P16 6 350cc Derek SKINNER (M)			Yamaha TZ350 - D A S Racing			
IDEAL LAP TIME : 2:00.313		BEST LAP TIME : 2:00.615		DIFFERENCE : 0.302		
LAP	SECTOR 1	SECTOR 2	LAP TIME	MPH	DIFF	TIME OF DAY
1 -		51.753	2:11.418	59.71	10.803	15:30:22.942
2 -	1:12.219	52.499	2:04.718	62.92	4.103	15:32:27.660
3 -	1:11.534	51.878	2:03.412	63.59	2.797	15:34:31.072
4 -	1:10.659	51.632	2:02.291 (2)	64.17	1.676	15:36:33.363
5 -	1:10.363	50.252	2:00.615 (1)	65.06		15:38:33.978
6 -	1:10.061	52.944	2:03.005 (3)	63.80	2.390	15:40:36.983
7 -	1:11.172	53.006	2:04.178	63.20	3.563	15:42:41.161

P17 55 350cc Roy CHAPMAN (M)			Yamaha TZ350 - Self			
IDEAL LAP TIME : 1:43.392		BEST LAP TIME : 1:43.799		DIFFERENCE : 0.407		
LAP	SECTOR 1	SECTOR 2	LAP TIME	MPH	DIFF	TIME OF DAY
1 -		44.048	1:50.427	71.07	6.628	15:30:01.951
2 -	1:00.645	43.968	1:44.613 (3)	75.02	0.814	15:31:46.564
3 -	1:00.388	43.426	1:43.814 (2)	75.59	0.015	15:33:30.378
4 -	59.966	43.833	1:43.799 (1)	75.60		15:35:14.177
5 -	1:01.505	44.901	1:46.406	73.75	2.607	15:37:00.583

International Sidecar Revival Meeting @ Cadwell Park

GP Originals

RACE 10 - BEST SECTORS

SECTOR 1			SECTOR 2			IDEAL / BEST COMPARISON						
POS	NO	NAME	TIME	NO	NAME	TIME	POS	NO	NAME	IDEAL	BEST	DIFF
									PERFECT LAP	1:38.827		
1	1	ATKINSON	57.797	62	WAINWRIGHT	41.030	1	1	ATKINSON	1:39.189	1:39.262	0.073
2	62	WAINWRIGHT	58.428	1	ATKINSON	41.392	2	62	WAINWRIGHT	1:39.458	1:39.548	0.090
3	97	TAYLOR (M)	59.366	97	TAYLOR (M)	42.812	3	97	TAYLOR (M)	1:42.178	1:42.271	0.093
4	55	CHAPMAN (M)	59.966	50	THOMAS	43.158	4	55	CHAPMAN (M)	1:43.392	1:43.799	0.407
5	8	WILLIAMSON (M)	1:00.143	8	WILLIAMSON (M)	43.396	5	50	THOMAS	1:43.422	1:43.422	0.000
6	50	THOMAS	1:00.264	55	CHAPMAN (M)	43.426	6	8	WILLIAMSON (M)	1:43.539	1:44.390	0.851
7	127	GIDDINGS	1:00.699	20	GRIGSON	43.642	7	127	GIDDINGS	1:44.372	1:44.472	0.100
8	42	BROOKS	1:01.268	127	GIDDINGS	43.673	8	20	GRIGSON	1:45.087	1:45.369	0.282
9	20	GRIGSON	1:01.445	27	LINTON (M)	43.780	9	27	LINTON (M)	1:45.330	1:45.736	0.406
10	88	EDGE	1:01.539	88	EDGE	44.976	10	42	BROOKS	1:46.471	1:46.664	0.193
11	27	LINTON (M)	1:01.550	98	MASSEY (M)	45.187	11	88	EDGE	1:46.515	1:46.977	0.462
12	38	HIGGINS (M)	1:02.529	42	BROOKS	45.203	12	38	HIGGINS (M)	1:48.033	1:48.033	0.000
13	49	PALMER (M)	1:03.314	49	PALMER (M)	45.288	13	49	PALMER (M)	1:48.602	1:48.690	0.088
14	74	TURNER	1:04.513	38	HIGGINS (M)	45.504	14	74	TURNER	1:50.019	1:50.820	0.801
15	37	VANDERPLANK (M)	1:04.563	74	TURNER	45.506	15	98	MASSEY (M)	1:50.156	1:50.607	0.451
16	98	MASSEY (M)	1:04.969	37	VANDERPLANK (M)	45.970	16	37	VANDERPLANK (M)	1:50.533	1:50.803	0.270
17	6	SKINNER (M)	1:10.061	6	SKINNER (M)	50.252	17	6	SKINNER (M)	2:00.313	2:00.615	0.302

International Sidecar Revival Meeting @ Cadwell Park

GP Originals

RACE 10 - STATISTICS

Competitors Started 17
Planned Start 2024-08-04 @ 14:35:00.000
Actual Start 2024-08-04 @ 15:28:11.524
Finish Time 2024-08-04 @ 15:41:38.788
Track Length 2.1800mi.
Total Laps 132
Total Distance Covered 287.7624mi.

Session Fastest Lap History

NO	CL	NAME	LAP TIME	TIME OF DAY	LAP	VEHICLE
1	350cc	Phil ATKINSON	1:39.262	15:31:37.362	2	Yamaha TZ350

Session Leader History

NO	CL	NAME	FROM LAP	LAPS LED	DISTANCE	VEHICLE
1	350cc	Phil ATKINSON	1	8	17.44 miles	Yamaha TZ350

Flag History

TYPE	TIME OF DAY
GREEN	15:28:11.524
FINISH	15:41:38.788

Flag Statistics

TYPE	COUNT	TOTAL LAPS	TOTAL TIME
Green	1	8	15:48.732
Red	0	0	0.000
Safety Car	0	0	0.000
FCY	0	0	0.000

International Sidecar Revival Meeting @ Cadwell Park

GP Originals

RACE 10 - STATISTICS

CLASS : 250cc

7 Starters

Fastest Lap History

NO	NAME	LAP TIME	TIME OF DAY	LAP	VEHICLE
50	George THOMAS	1:44.847	15:31:48.359	2	Yamaha TZ 350 G
50	George THOMAS	1:43.930	15:33:32.287	3	Yamaha TZ 350 G
50	George THOMAS	1:43.422	15:35:15.710	4	Yamaha TZ 350 G

Leader History

NO	NAME	FROM LAP	LAPS LED	DISTANCE	VEHICLE
27	Mark LINTON (M)	1	1	2.18 miles	Yamaha TZ250
50	George THOMAS	2	7	15.26 miles	Yamaha TZ 350 G

International Sidecar Revival Meeting @ Cadwell Park

GP Originals

RACE 10 - STATISTICS

CLASS : 350cc

10 Starters

Fastest Lap History

NO	NAME	LAP TIME	TIME OF DAY	LAP	VEHICLE
1	Phil ATKINSON	1:39.262	15:31:37.362	2	Yamaha TZ350

Leader History

NO	NAME	FROM LAP	LAPS LED	DISTANCE	VEHICLE
1	Phil ATKINSON	1	8	17.44 miles	Yamaha TZ350